

Features

- KOHLER cast iron
- Drop-in
- 8" (203 mm) centers, 4" (102 mm) centers, or single-hole
- 28" (711 mm) x 19" (483 mm)

COUNTERTOP BATHROOM SINK K-2950

ADA

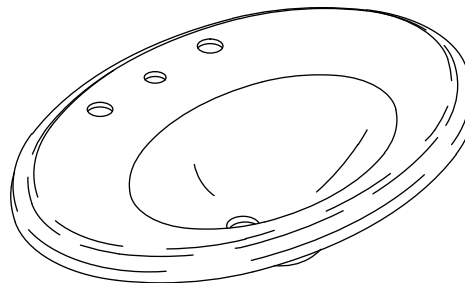
CSA B651

OBC

Codes/Standards Applicable

Specified model meets or exceeds the following:

- ADA
- ICC/ANSI A117.1
- CSA B651
- OBC
- ASME A112.19.1/CSA B45.2



Colors/Finishes

- 0: White
- Other: Refer to Price Book for additional colors/finishes

Accessories

- CP: Polished Chrome

Specified Model

Model	Description	Colors/Finishes	
K-2950-8	Countertop bathroom sink with 8" (203 mm) centers	<input type="checkbox"/> 0	<input type="checkbox"/> Other _____
K-2950-4	Countertop bathroom sink with 4" (102 mm) centers	<input type="checkbox"/> 0	<input type="checkbox"/> Other _____
K-2950-1	Countertop bathroom sink with single-hole	<input type="checkbox"/> 0	<input type="checkbox"/> Other _____
Recommended Accessories			
K-8998	P-Trap		<input type="checkbox"/> CP

Product Specification

The drop-in countertop bathroom sink shall be made of cast iron. Bathroom sink shall have 8" (203 mm) centers, 4" (102 mm) centers, or single-hole. Bathroom sink shall have overflow. Bathroom sink shall be 28" (711 mm) in length, and 19" (483 mm) in width. Bathroom sink shall be Kohler Model K-2950-_____-_____.

REVIVAL®

Technical Information

Fixture*:	
Basin area	17" (432 mm) x 11" (279 mm)
Water depth	4-1/4" (108 mm)
Drain hole	Ø 1-11/16" (43 mm)
* Approximate measurements for comparison only.	

Holes	K-2950-8	K-2950-1	K-2950-4
Spout	Ø 1-3/8" (35 mm)	Ø 1-3/8" (35 mm)	Ø 1-3/8" (35 mm)
Faucet	Ø 1-3/8" (35 mm)		Ø 1-3/8" (35 mm)

Included components:

Overflow ferrule (1)	84896
Cut-out template	1003100-7

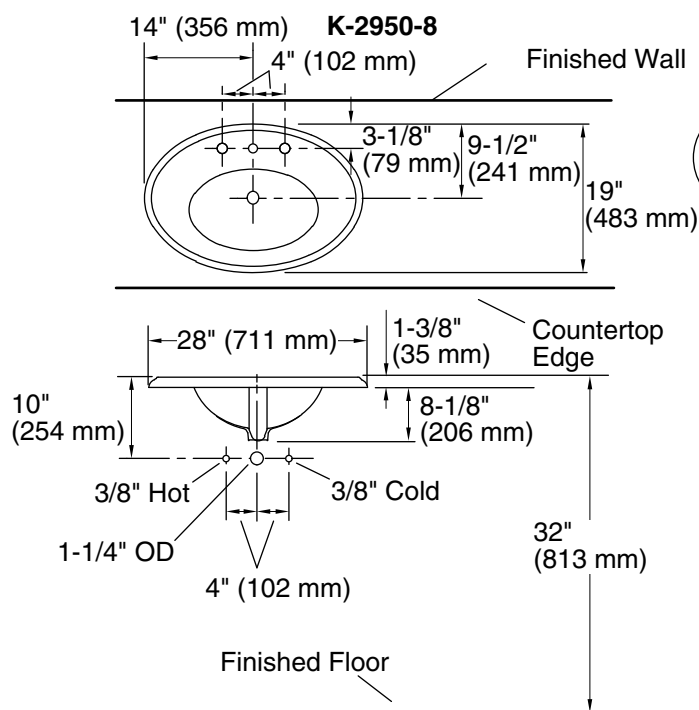
Installation Notes

Install this product according to the installation guide.

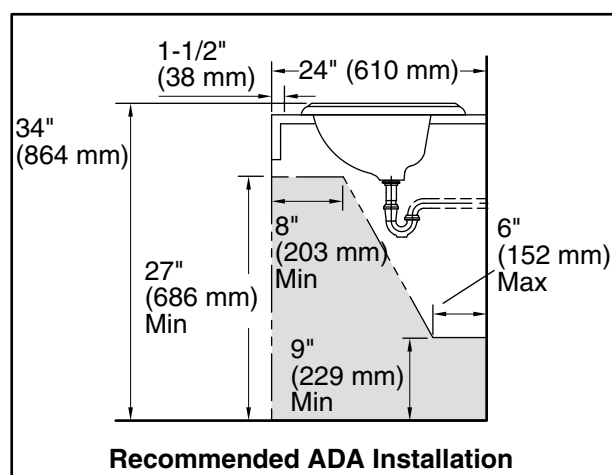
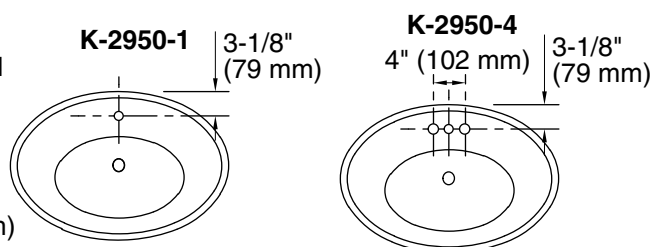
Will comply with **ADA** when installed per Section 606 Lavatories of the Act.

Will comply with **CSA B651** when installed per Clause 4.3.3 of the standard.

Will comply with **OBC** when installed per Clause 3.8.3.11.



Standard Installation



Recommended ADA Installation

Product Diagram