


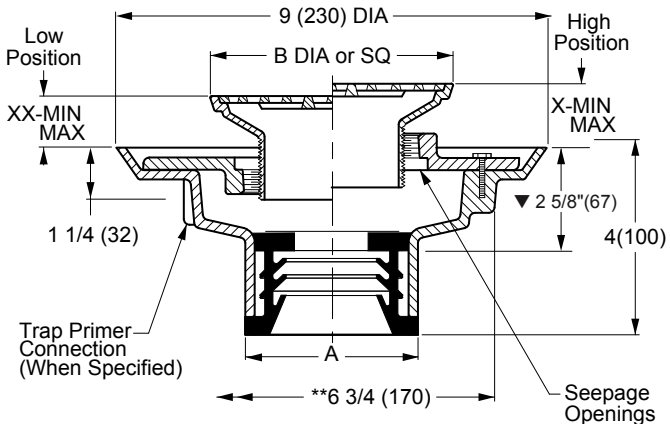
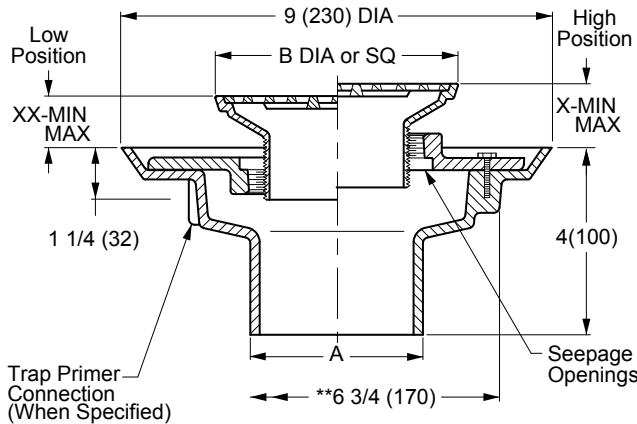
SMITH® JAY R. SMITH MFG. CO.®
 DIVISION OF SMITH INDUSTRIES, INC.
 POST OFFICE BOX 3237
 MONTGOMERY, ALABAMA 36109-0237 (USA)
 TEL: 334-277-8520 FAX: 334-272-7396 www.jrsmith.com



LOCATION

FLOOR OR SHOWER DRAINS WITH ADJUSTABLE STRAINER HEADS

FUNCTION: General service floor drain for use in showers, toilets, kitchens and other finished areas where foot traffic is expected. The round top strainer head is used for all types of poured finished floors. The square top is particularly adaptable to floors that are finished in material of square or straight line pattern. Reversible flashing collar permits adjustment of the strainer to meet finished floor level.



A (Pipe Size) = 02(50), 03(75), 04(100), 05(125) or 06(150)

NO-HUB OUTLET

- Fig. 2005Y.....(A) ROUND TOP
- Fig. 2005Y.....(B) SQUARE TOP

SPEEDI-SET OUTLET

- Fig. 2005L.....(A) ROUND TOP
- Fig. 2005L.....(B) SQUARE TOP

Outlet Size	Nickel Bronze Strainer Head
▲ 02(50)	05(125) DIA or SQ
▲ 03(75)	06(150) DIA or SQ
▲ 04(100)	08(205) DIA or SQ

Strainer Size B	*Collar In High Position X		*Collar In Low Position XX		Free Area SQ IN (SQ CM)	
	MIN	MAX	MIN	MAX	ROUND	SQUARE
05 (125)	1 1/4(32)	2 1/4(57)	3/4(19)	1 5/8(41)	7(45)	6.5(42)
06 (150)	1 1/4(32)	2 1/4(57)	3/4(19)	1 5/8(41)	9(58)	12.5(81)
07 (180)	1 1/4(32)	2 1/4(57)	7/8(22)	1 7/8(48)	14(90)	11(71)
08 (205)	1 1/2(38)	2 1/2(64)	1(25)	1 7/8(48)	17(110)	14(90)
*09 (230)	1 1/2(38)	2 3/8(60)	1(25)	1 7/8(48)	18(116)	16(103)
*10 (255)	1 1/2(38)	2 3/8(60)	1(25)	1 7/8(48)	23(48)	16(103)

- ▼ This dimension to internal stop of speedi-set gasket.
- Add 3/8"(10) to all min/max dimensions for round strainers.
- * Collar is reversible to obtain extreme high and low strainer positions.
- ** Not available for 5"(125) size strainer.
- ** MIN 6 3/4"(170) hole required for core drilled application.

REGULARLY FURNISHED:
 Duco Cast Iron Body with Flashing Collar and Adjustable Strainer Head as Indicated by Suffix Letter Selected.

NOTE: Dimensions shown in parentheses are in millimeters.

- ▲ Meets ASME Standard A112.6.3-2001 02(50), 03(75) or 04"(100) sizes only.

VARIATIONS:

- Flapper Type Backwater Valve -V
- ** Hinged Grate -H
- L Speedi-Set Service Weight 2(50), 3(75) & 4"(100) only
- LXH Speedi-Set Extra Heavy 2(50), 3(75) & 4"(100) only
- Sediment Bucket -B
- Trap Primer Connection -P050 1/2" (13) & -P075 3/4" (19)
- Vandal Proof Screws -U
- Wide Flanged Strainer (Specify Fig. DX2005)
- T Threaded Outlet

OPTIONAL MATERIALS:

- Bronze Body -BB
- Chrome Plated Strainer -CP
- Galvanized Cast Iron Body -G
- Nickel Bronze Strainer -NB
- Polished Bronze Strainer -PB
- Stainless Steel (Specify Fig. 9700-A)

SEE PM0457 FOR OPTIONAL STRAINER HEADS.

DRAWING NUMBER
S2005

SIZE
A

SCALE:
NONE

DATE:
5-17-85

APPROVED BY:
TD

CHECKED BY:
TD

DRAWN BY:
PJ

2005

FIGURE NUMBER

REV.	DATE	DESCRIPTION	BY	CKD.
M	10/24/06	NO-HUB to SPEEDI-SET	RN	CL
L	9/22/06	Revised ANSI Note	RN	CL
K	05/10/05	Revised ANSI Note	JJ	AM
J	04/10/03	Added 6" to Pipe Size	JJ	CL

WEIGHT POUNDS
VOLUME CUBIC FEET

FIGURE NUMBER
2005

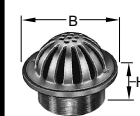
WE CAN ASSUME NO RESPONSIBILITY FOR USE OF SUPERSEDED OR VOID DATA

OPTIONAL STRAINER HEADS

DRAWING NUMBER: PM0457 SH 2 of 2
 SIZE: A
 SCALE: NONE
 DATE: 5-17-85
 APPROVED BY: TD
 CHECKED BY: TD
 DRAWN BY: PJ
 DIMENSIONS ARE SUBJECT TO MANUFACTURERS TOLERANCE AND CHANGE WITHOUT NOTICE

LOW DOME STRAINER

FUNCTION: Used in gutters and recessed areas where excessive debris build-up is expected. Dome insures drainage even when partly covered.



B DIA	05 (125)	06 (150)	08 (205)
H	2 (51)	2 (51)	2 1/2 (64)
MIN	1 1/4 (32)	1 1/4 (32)	1 1/2 (38)
MAX	2 1/4 (57)	2 1/4 (57)	2 1/2 (64)

SUFFIX -G Specify Type, Size & Finish eg: G08PB

REINFORCED SQUARE STRAINER

FUNCTION: Used in finished floors where some light wheeled traffic is anticipated.

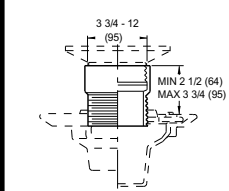


B SQ	05 (125)	06 (150)	07 (180)	08 (205)
H	2 (51)	2 (51)	2 1/4 (57)	2 1/2 (64)
X MIN	1 1/4 (32)	1 1/4 (32)	1 1/4 (32)	1 1/2 (38)
X MAX	2 1/4 (57)	2 1/4 (57)	2 1/4 (57)	2 1/2 (64)

SUFFIX -K Specify Type, Size & Finish eg: K07CP

EXTENSION ADAPTOR

FUNCTION: Used when a strainer head must be raised to accommodate deeper floor fill.



NOTE: Extension can be stacked for increased maximum adjustment.

SUFFIX -X

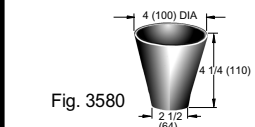


Fig. 3580

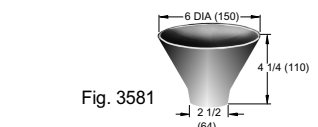
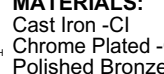


Fig. 3581

SOLID HINGED COVER

FUNCTION: Used in areas where intermittent drain use is required. Solid cover prevents intrusion of chips, saw-dust, etc., which are swept up before cover is opened for washdown. The secondary strainer prevents debris from entering the waste line.

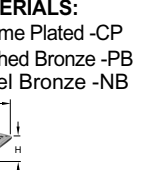


B DIA	05 (125)	06 (150)	07 (180)	08 (205)
H	2 (51)	2 (51)	2 1/4 (57)	2 1/2 (64)
X MIN	1 1/4 (32)	1 1/4 (32)	1 1/4 (32)	1 1/2 (38)
X MAX	2 1/4 (57)	2 1/4 (57)	2 1/4 (57)	2 1/2 (64)

SUFFIX -H Specify Type, Size & Finish eg: H05CP

RECTANGULAR STRAINER

FUNCTION: Used in finished floors where light wheeled loads and or heavy foot traffic are anticipated.

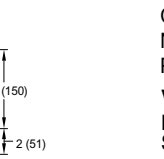


SUFFIX	L	M	N	P	R	T
B x B'	1 1/2(115)x3(205)	1(100)x2(205)	5(125)x2(230)	5(125)x1(3330)	8(150)x10(255)	5(125)x17(430)
H	2 1/4 (57)	2 1/2 (64)	2 1/4 (57)	3 (76)	2 1/4 (57)	3 (76)
X MIN	1 3/8 (35)	1 7/8 (49)	1 3/8 (35)	2 1/8 (54)	1 3/8 (35)	2 1/4 (57)
X MAX	2 3/8 (60)	2 3/4 (70)	2 3/8 (60)	3 (76)	2 3/8 (60)	3 1/8 (79)

SUFFIX -L-M-N-P-R-T Specify Type, Size & Finish eg: LNB

OVERFLOW WITH STANDPIPE

FUNCTION: Used as overflow drain in decorative pools, fish ponds or similar areas. Dome prevents floating objects from entering drain line.




SUFFIX	A	X
SIZE	MIN	MAX
-Y	2 (51)	3/4 (19)
-Z	3 (76)	3/4 (19)

SUFFIX -Y-Z Specify Type, Size & Finish eg: YCP, ZCP

SPANNER WRENCH COVER

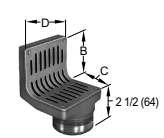
FUNCTION: Solid gas tight, vandal proof, threaded cover for areas where intermittent drain use is required.



SUFFIX -J Specify Type, Size & Finish eg: J06NB

ANGLE STRAINER

FUNCTION: Shower room drain set at wall and floor junction. Vertical grate openings prevent drain stoppage should flat surface become covered.

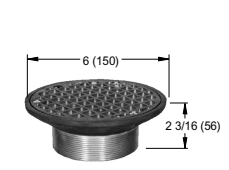


SUFFIX	B	C	D	X
				MIN MAX
-V	3 1/2 (89)	3 1/2 (89)	4 1/2 (115)	1 5/8 (41) 2 5/8 (67)
-W	6 3/4 (170)	6 3/4 (170)	6 1/2 (165)	1 5/8 (41) 2 5/8 (67)

SUFFIX -V-W Specify Type, Size & Finish eg: VPB, WNB

HEAVY DUTY ADJUSTABLE

FUNCTION: Used in finished floors where light wheeled loads and or heavy foot traffic are anticipated.



SUFFIX -69 Specify Type, Size & Finish eg: A06NB-69

FIGURE NUMBER

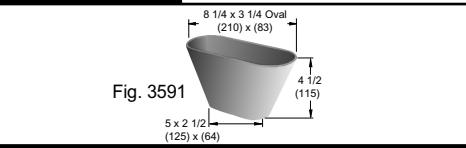


Fig. 3591

REV.	DATE	DESCRIPTION	BY	CKD. BY
	8-24-99	Revised	TBW	BS
	6-11-99	Revised Tables	CMD	BS
	1-22-99	T Strainer was S Strainer	TBW	BS
	11-4-97	Added Nickel Bronze	EMB	BS
	10-28-96	Chg'd Func of Suffix -V -W		

NOTE: Dimensions shown in parenthesis are in millimeters.