

**KITCHEN SINK FAUCET
K-16109**


FEATURES

- Brass construction
- For 8" (20.3cm) centers
- Brass valve bodies
- Quarter-turn washerless ceramic disc valves
- 9-3/16" (23.3cm) swing spout
- 2.2 gallons (8.3 L) per minute
- Available with scroll or traditional lever handles
- Handspray
- Flexible connections

CODES/STANDARDS APPLICABLE

Specified model meets or exceeds the following:



- ASME/ANSI A112.18.1M
- CSA B125
- Energy Policy Act of 1992
- IAPMO/UPC
- NSF 61



COLORS/FINISHES

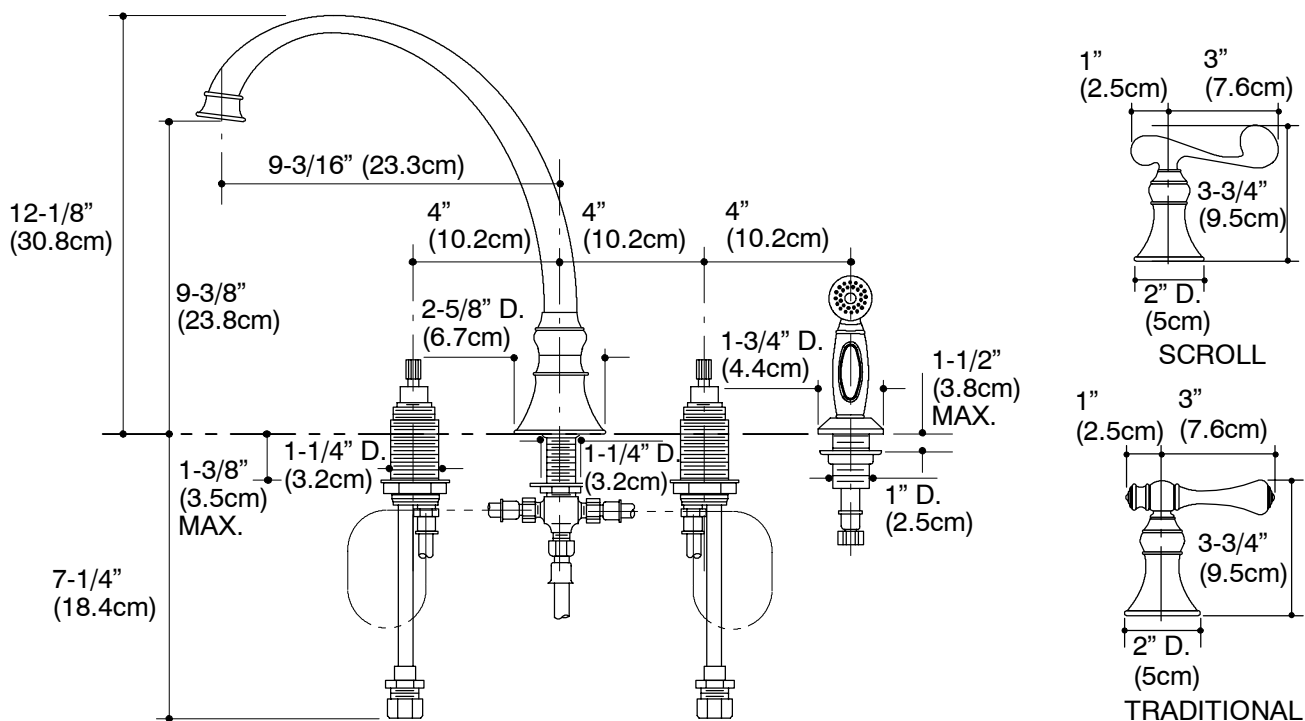
- CP Polished Chrome
- BN Brushed Nickel
- Other Refer to Price Book for additional finishes

SPECIFIED MODEL:

Model	Description	 <div>ADA</div>			 <div>ADA</div>		
K-16109-4	With scroll handles	<input type="checkbox"/> CP	<input type="checkbox"/> BN	<input type="checkbox"/> Other _____			
K-16109-4A	With traditional handles				<input type="checkbox"/> CP	<input type="checkbox"/> BN	<input type="checkbox"/> Other _____

PRODUCT SPECIFICATION:

Two-handle kitchen sink faucet shall be of brass construction. Faucet shall feature brass valve bodies. Faucet shall feature quarter-turn washerless ceramic disc valves, assuring positive handle stop positioning. Product shall include 8" (20.3cm) centers, 9-3/16" (23.3cm) swing spout, handles, handspray, and flexible connections. Faucet shall be Kohler Model K-16109-_____-_____.



PRODUCT DIAGRAM