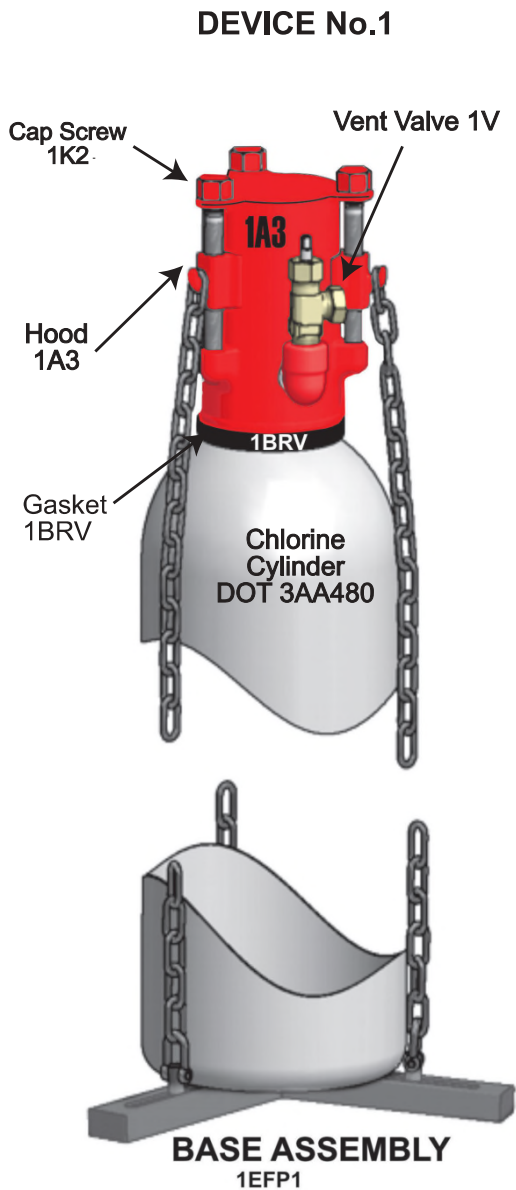


CHLORINE INSTITUTE EMERGENCY KIT "A" Applications And Parts List



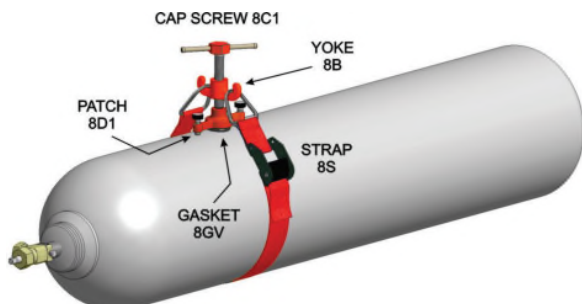
Part Number	Name	Quantity Per Kit
1A3	Hood Assembly, with (1V) Vent Valve & 1K2 Screws(3)	1
1BRV	Gasket, Molded Viton**, 5-7/8 OD x 4-5/8 ID x 3/16 wall	2
1EFP1	Base Assembly with Chains	1
2	Clamp Assembly (2A,2C,2D)	1
2B	Gasket, Garlock 3000, 15/16 dia. x 1/16	5
2BB	Gasket, Garlock 3000, 1"x 3"	5
8S	Strap	1
8B	Yoke	1
8C1	Cap Screw	1
8D1	Steel Patch	1
8GV	Gasket, Molded Viton**, 1-1/2" OD x 3/4" thick Button	2
200A	Wrench, 3/8 sq. box, 1-1/4 open end 7-1/4"	1
201	Wrench, straight open end, 1-1/4 x 1-1/8 x 12-1/8	1
203	Wrench, combination, 7/16 x 7-1/4"	1
A-1	Hammer, Machinist 3 lb.	1
A-2	Hacksaw, 10", and 3 blades	1
A-3	Drift Pin, 5/32 x 1/2 x 6	2
A-4	Drift Pin, 7/8 x 1-1/4 x 8	2
A-5	Ring, vent valve packing, 7/8 OD x 15/32 ID x 1/4 sq.	5
A-6	Kit Box Seals	15
A-7	Gasket Sack	1
A-8	Paint Scraper, 1-1/4 blade	1
A-9	Valve Yoke	1
A-10	Valve Adapter (820-hose)	1
A-12	Washer, valve outlet, 15/16 OD x 9/16 ID 1/16	5
A-13	Plastic Box	1
A-14	file, 8"	1
144	Toll Roll	1
151A	Kit Box, 35 x 13-3/4 x 14-1/4	1
-	Instruction Booklet	2
-	Chlorine Manual	1
-	Parts List	1

*Note: Emergency Kit A weighs 109 lbs.
Authorized, trained personnel equipped with suitable respiratory equipment should investigate chlorine leaks promptly. All other persons should be restricted from the affected area.

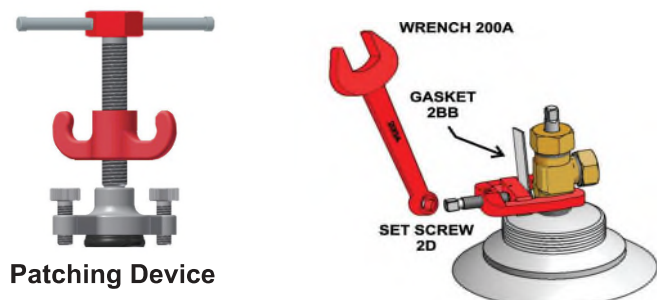
NEW FEATURES:

- Hood and yoke are integrated into one easy to use unit
- Lighter and stronger chain
- Enhanced gasket design to resist roll-out
- More stable, flat, adjustable base that eliminates the ramp
- Hood is backward compatible with Gasket and Chain & Base Assem.

Device 8



Device 2



Manufactured to Chlorine Institute Specifications by Indian Springs Mfg. Co., Inc.

Pollardwater™

800.437.1146 / INFO@POLLARDWATER.COM / WWW.POLLARDWATER.COM