

For Residential and Commercial Applications

Job Name		Engineer / Architect	
Job Location		Wholesaler	
Submittal Date		Contractor	

CS400A/ CS425A/ CS500A/ CS505A Copper Faucet Supply Kit – Sweat Multi-Turn Angle Stop with 5" Extension

Use: For use with water in accessible locations only. Not intended for recirculating water systems that produce continuous use temperatures above 115° F. For those applications, use our KT™ series ball stop supply kits.

Design Features:

- **Everything you need.** These kits combine our trusted BrassCraft® supply stop, copper riser, extension tube, and escutcheon for an easy-to-install connection

Copper riser provides:

- **One-piece construction**
- **Cut-to-length** for a clean, professional installation

Multi-Turn stop provides:

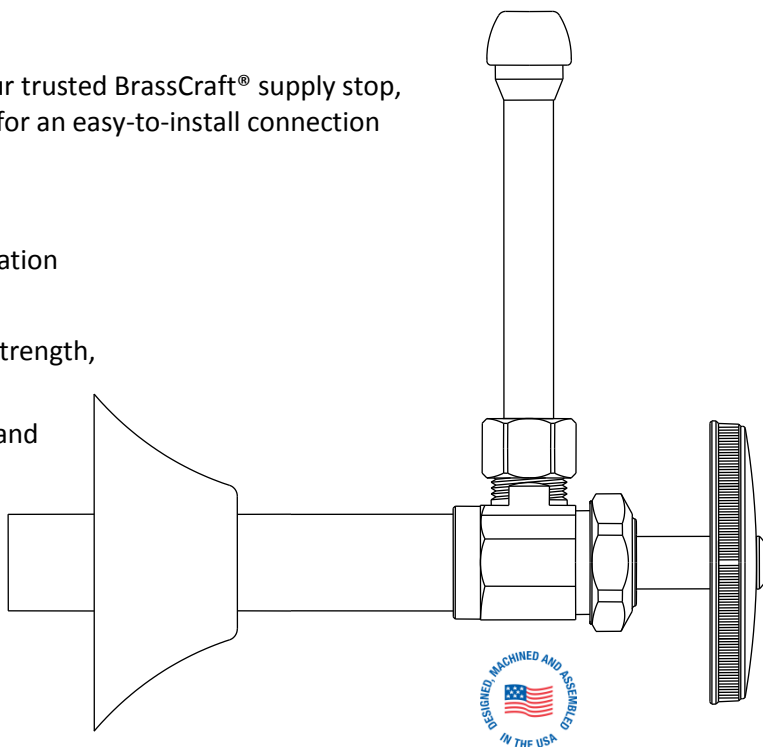
- **Machined one-piece brass body** provides strength, durability and long-lasting performance
- **Oval knurled handle** provides a secure grip and smooth on/off operation
- **Easy-to-remove handle** with screw attachment helps protect against accidental stop operation during rough-ins

Operating Specifications:

Temperature: 40° - 140° F

Pressure: 125 PSI maximum

Tubing Diameter: 0.375" OD or 0.500" OD



CONNECTOR MATERIAL SPECIFICATIONS	
Tube	Copper, chrome-plated
Insert	POM

Escutcheon	Brass, chrome-plated
-------------------	----------------------

STOP MATERIAL SPECIFICATIONS	
Body	Brass, chrome-plated
Stem	POM or Brass
Handle	Plated metal, chrome-plated ABS or Polycarbonate
Handle Screw	Steel, zinc-plated
Bib & Packing Washers	Nitrile rubber
Packing Nut	Brass, chrome-plated
Compression Nut	Brass, chrome-plated
Compression Sleeve	Brass
Sweat Extension	Copper, chrome-plated
Loose Key	Zinc, die-cast
Loose Key Stem	Brass, chrome-plated
Lock Shield	Brass, chrome-plated

This specification and all information contained herein is the confidential and exclusive property of BrassCraft Manufacturing, and shall not be disclosed to others without the written consent of BrassCraft Mfg. This specification must be returned to BrassCraft Mfg if requested.

BrassCraft®

CS400A/ CS425A/ CS500A/ CS505A Copper Faucet Supply Kit – Sweat Multi-Turn Angle Stop with 5" Extension

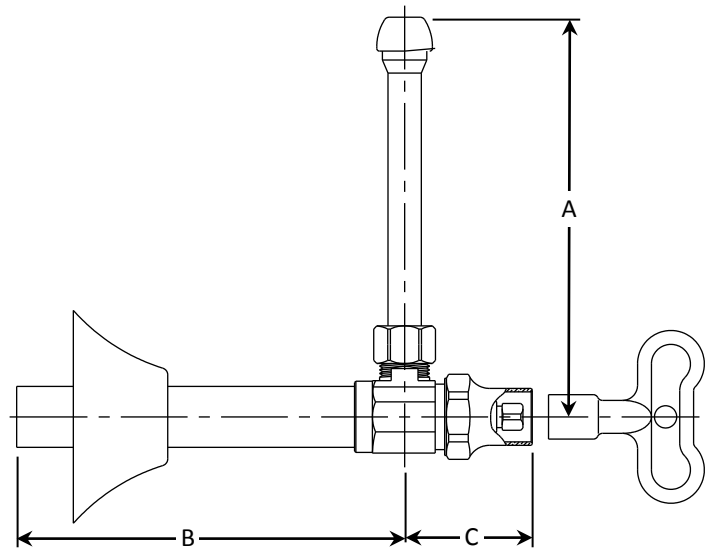
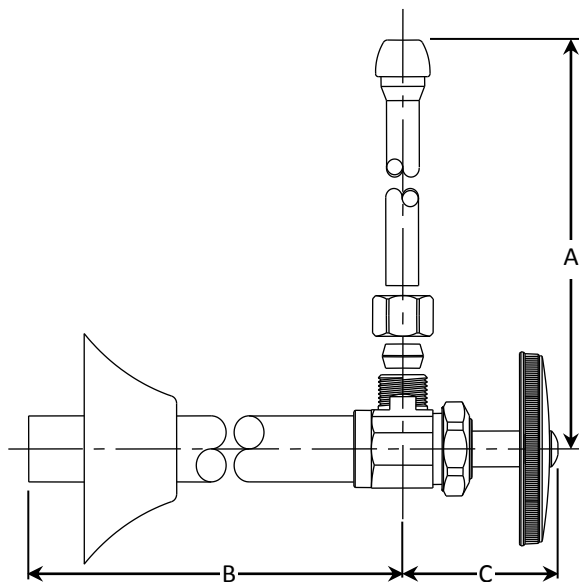
Part Listing:

<input type="checkbox"/> CS400A C	1/2" nom sweat w/ extension x 3/8" OD compression stop with 3/8" OD tube x 11-1/2" length riser & bell escutcheon, chrome plated
<input type="checkbox"/> CS425A C	1/2" nom sweat w/ extension x 3/8" OD compression stop with 3/8" OD tube x 19-1/2" length riser & bell escutcheon, chrome plated
<input type="checkbox"/> CS500A C	1/2" nom sweat w/ extension x 1/2" OD compression stop with 1/2" OD tube x 11-1/2" length riser & bell escutcheon, chrome plated
<input type="checkbox"/> CS505A C	1/2" nom sweat w/ extension x 1/2" OD compression stop with 1/2" OD tube x 19-1/2" length riser & bell escutcheon, chrome plated
<input type="checkbox"/> SCS400A C	1/2" nom sweat w/ extension x 3/8" OD compression stop with 3/8" OD tube x 11-1/2" length riser & bell escutcheon, chrome plated, loose key

PART DIMENSIONS (Inches)			
Model	DIM. A	DIM. B	DIM. C
CS400A	12.35	5.46	1.70
CS425A	20.35	5.46	1.70
CS500A	12.35	5.46	1.70
CS525A	20.35	5.46	1.70
SCS400A	12.35	5.46	1.46

Listings & Certifications:

- IAPMO listed to ASME A112.18.1 / CSA B125.1 (File # 0645)
- CSA listed to ASME A112.18.1 / CSA B125.1 (File # 204593)



This specification and all information contained herein is the confidential and exclusive property of BrassCraft Manufacturing, and shall not be disclosed to others without the written consent of BrassCraft Mfg. This specification must be returned to BrassCraft Mfg if requested.

BrassCraft®