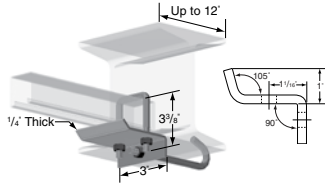


☐ **AS 2656**
☐ EG ☐ Other \_\_\_\_\_

**"U" BOLT BEAM CLAMP WITH HOOK**

Specify 6" or 12" Max. Flange Width. T1 Use With AS 200, AS 210, AS 300, AS 400, AS 500, and AS 520. T2 Use With AS 100, AS 150, and AS 200BTB.



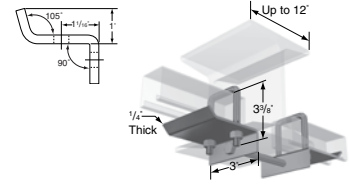
	Wt/100 pcs
AS 2656 T1 6	130
AS 2656 T1 12	142
AS 2656 T2 6	141
AS 2656 T2 12	153

Std Pkg: 10 · Wt/100 pcs: See chart above.

☐ **AS 2657**
☐ EG ☐ Other \_\_\_\_\_

**DOUBLE "U" BOLT BEAM CLAMP**

Specify 6" or 12" Max. Flange Width. T1 Use With AS 200, AS 210, AS 300, AS 400, AS 500, and AS 520. T2 Use With AS 100, AS 150, and AS 200BTB.



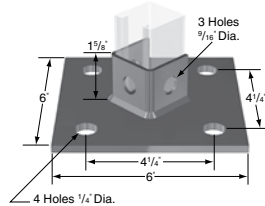
	Wt/100 pcs
AS 2657 T1 6	204
AS 2657 T1 12	210
AS 2657 T2 6	226
AS 2657 T2 12	232

Std Pkg: 10 · Wt/100 pcs: See chart above.

☐ **AS 3013**
☐ GR ☐ EG ☐ Other \_\_\_\_\_

**SINGLE COLUMN POST BASE**

Use With AS 200 and AS 210. Square Alternative also offered.



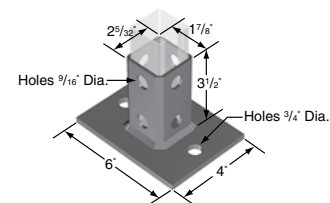
	Std Pkg
AS 3013	10
AS 3013 SQ	5

Std Pkg: See chart above. · Wt/100 pcs: 307 lbs.

☐ **AS 3025**
☐ GR ☐ EG ☐ Other \_\_\_\_\_

**POST BASE**

Use With AS 200 and AS 210.

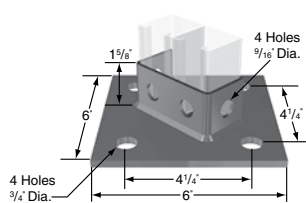


Std Pkg: 10 · Wt/100 pcs: 358 lbs.

☐ **AS 3029**
☐ GR ☐ EG ☐ Other \_\_\_\_\_

**DOUBLE COLUMN POST BASE**

Use With All 3 1/4" Channels. Square Alternative also offered.

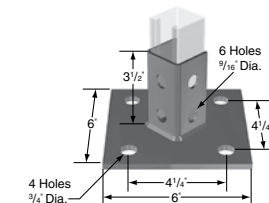


Std Pkg: 5 · Wt/100 pcs: 325 lbs.

☐ **AS 3033**
☐ GR ☐ EG ☐ Other \_\_\_\_\_

**POST BASE**

Use With AS 200 and AS 210.



Std Pkg: 10 · Wt/100 pcs: 373 lbs.

**LEGEND:**

GR: Powder Coated Supr-Green EG: Electro-Galvanized AL: Aluminum HG: Hot Dipped Galvanized PL: Plain SS: Stainless Steel ZTC: Zinc Trivalent Chromium

**PROJECT INFORMATION**
**APPROVAL STAMP**

<b>Project:</b>	<input type="checkbox"/> Approved
<b>Address:</b>	<input type="checkbox"/> Approved as noted
<b>Contractor:</b>	<input type="checkbox"/> Not approved
<b>Engineer:</b>	<b>Remarks:</b>
<b>Submittal Date:</b>	
<b>Notes 1:</b>	
<b>Notes 2:</b>	