

Single Control Widespread Faucet

TECK[®]
COMMERCIAL

DELTA[®]

Specification: (example)

- Widespread single control faucet
 - 102 to 406mm (4" to 16") adjustable centers
 - Polished chrome plated finish
 - **DELTA[®]** washerless stainless steel ball
 - Handle rotation limit stop
 - 3/8" IPS **BRASS PIPE** Rigid/Swivel Gooseneck spout
 - Metal trim, colour indexed vandal resistant lever blade handle
- and ...
with ... (add product variation required)
with ... (add outlet required)
with ... (add suffix **-LS** if required – See Back Page)



24T2643

Engineer/Architect Approval












Model Specified:

Approval:

Date:

| DESCRIPTION | PRODUCT NO. | | | |
|----------------------------------|-------------|---|---|---|
| Single Control Widespread Faucet | 24T2 | 6 | | 3 |
| Control Unit Only | 24T0 | 0 | 0 | 3 |



| PRODUCT VARIATION | OUTLET | HANDLE |
|---|---|--|
| 0 For Control Unit <u>ONLY</u> , Select This <input type="checkbox"/> | 0 For Control Unit <u>ONLY</u> , Select This <input type="checkbox"/> | 0 <input type="checkbox"/> |
| 1 <input type="checkbox"/> | 1 <input type="checkbox"/> | 1 <input type="checkbox"/> |
| 2 <input type="checkbox"/> | 2 Vandal Resistant 1.5 gpm (5.7 L/min.) Laminar with Agion [®] Antimicrobial  <input type="checkbox"/> | 2 <input type="checkbox"/> |
| 3 <input type="checkbox"/> | 3 Vandal Resistant 1.5 gpm (5.7 L/min.) Flow Control Aerator   <input type="checkbox"/> | 3 152mm (6") Lever Blade Handle  <input checked="" type="checkbox"/>  |
| 4 <input type="checkbox"/> | 4 Standard 1.5 gpm (5.7 L/min.) Flow Control Aerator   <input type="checkbox"/> | 4 <input type="checkbox"/> |
| 5 <input type="checkbox"/> | 5 Vandal Resistant 0.5 gpm (1.9 L/min.) Flow Control Non-Aerating Spray Outlet  <input type="checkbox"/> | 5 <input type="checkbox"/> |
| 6 Heavy Duty (R2) Rigid/Swivel Gooseneck Spout (1) (2)  <input type="checkbox"/> | 6 <input type="checkbox"/> | 6 <input type="checkbox"/> |
| 7 <input type="checkbox"/> | 7 Smooth End, Laminar Flow Control in Base of Gooseneck Spout 1.0 gpm (3.8 L/min.)   <input type="checkbox"/> | 7 <input type="checkbox"/> |
| 8 <input type="checkbox"/> | 8 <input type="checkbox"/> | 8 <input type="checkbox"/> |
| 9 <input type="checkbox"/> | 9 <input type="checkbox"/> | 9 <input type="checkbox"/> |

(1) **Optional Rigid/Swivel Spouts** available. (2) 120° Limited Swing Spout available. Add Suffix **-LS**.
Refer to www.specselect.com for individual models.

Flow Rates are at 60 PSI.
Note: Use this page front and back as a product submittal sheet.

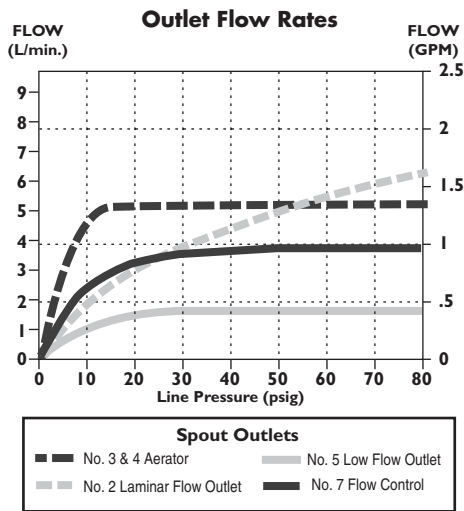
Delta reserves the right (1) to make changes in specifications and materials, and (2) to change or discontinue models, both without notice or obligation.
Dimensions are for reference only. See current full-line price book or www.specselect.com for finish options and product availability.

DSP-24T Rev. G

Approvals:

- CSA certified
 - Complies to ASME A112.18.1/CSA B125.1
 - Indicates compliance to ICC/ANSI A117.1
 - Outlet options 2, 3, 4 and 7 are EPA WaterSense listed
 - Verified compliant with 0.25% weighted average Pb content regulations
- (Contact Delta Representative for State and/or Local Approvals.)

FLOW RATE vs PRESSURE

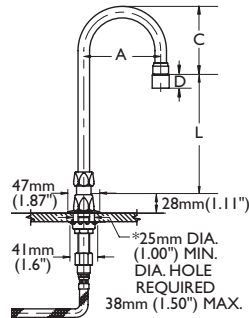


| GOOSENECK SPOUT OUTLET NO. | "D" | |
|----------------------------|-----|------|
| | mm | in. |
| 2 | 18 | 0.45 |
| 3 | 11 | 0.45 |
| 4 | 11 | 0.45 |
| 5 | 11 | 0.45 |

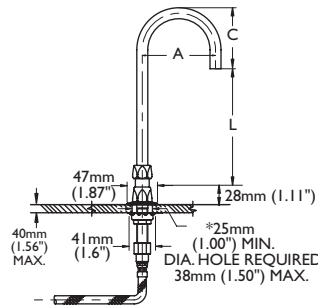
- ☐ **24T0003**
Control Unit Only with 6" Handle

GOOSENECK

Outlets #2, 3, 4, 5

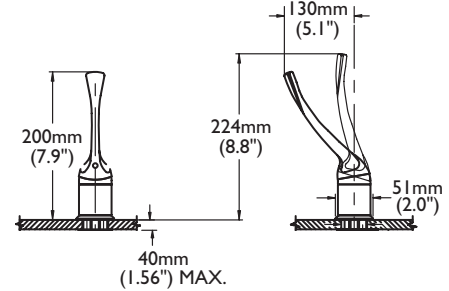


Outlet #7



CONTROL UNIT

No. 3 Handle



INLET FOR 3/8" OR 1/2" FLEXIBLE RISER OR 1/2-14 NPSM COUPLING NUT (NOT SUPPLIED)

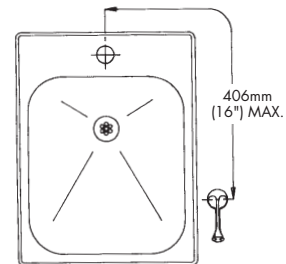
LIMITED SWING GOOSENECK

- ☐ Add suffix "- LS" to Product Number for 120° Limited Swing

FOR OPTIONAL RIGID/SWIVEL & LIMITED SWING SPOUTS

See DSP-R/S for detailed specification

HANDICAP INSTALLATION



GOOSENECK SPOUT ASSEMBLIES

| SPOUT/OUTLET | "A" | | "C" | | "L" | |
|---|-----|-----|-----|-----|-----|-----|
| | mm | in. | mm | in. | mm | in. |
| Gooseneck-Standard (R2) for outlets #2, 3, 4, 5 | 114 | 4.5 | 104 | 4.1 | 170 | 6.7 |
| Gooseneck-Standard (R2) for outlet #7 | 114 | 4.5 | 97 | 3.8 | 178 | 7.0 |

Note: Measurements may vary ± 6 mm (0.25")

Refer to www.specselect.com for individual models.

Note: Use this page front and back as a product submittal sheet.