

GR366



FEATURES

6 dual-stacked, sealed burners

Dual-stacked, sealed burners for higher highs, lower lows

Convection oven for faster, more consistent cooking

Infrared broiler inside oven sears quickly and evenly

Heavy-gauge stainless steel

Enhanced views into oven

Rigorously tested in our U.S. manufacturing facilities for decades of use

Exceptional 24/7 support from our Customer Care team in Madison

Signature red infinite control knobs

Continuous cast-iron grates for easy movement of pots and pans

Individual spark ignition system

Adjustable legs for stability, plus rear casters

ACCESSORIES

Bake stone kit (stone, rack and peel)

Stainless steel, brass or chrome bezels

High altitude conversion kit

Full-extension easy glide oven rack

Cast iron S-grates and wok grate

Stainless steel kickplate

Signature red, black or stainless steel control knobs

Front leg covers

5" and 10" stainless steel risers, and 20" riser with shelf


Accessories available through an authorized Sub-Zero dealer.
For local dealer information, visit subzero-wolf.com/locator.



KNOB OPTIONS



TOP CONFIGURATION



RANGETOP SPECIFICATIONS

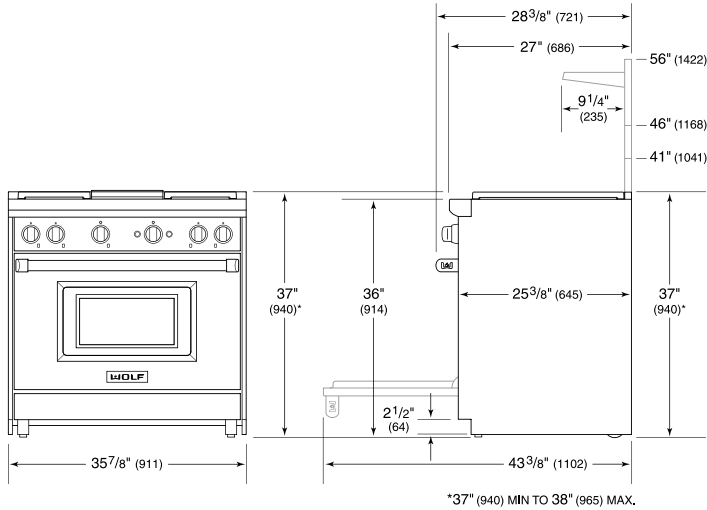
- 1 - 9,200 Btu Burner
- 5 - 15,000 Btu Burners



PRODUCT SPECIFICATIONS

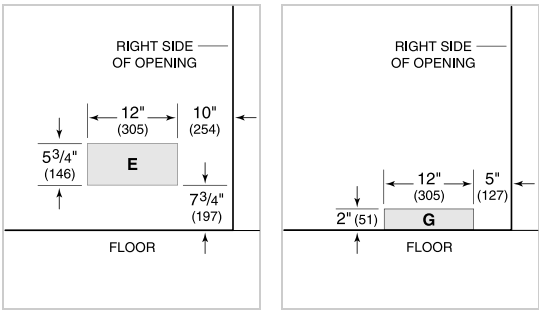
Model	GR366
Dimensions	35 7/8"W x 37"H x 28 3/8"D
Oven 1 Interior Dimensions	30"W x 18 5/8"H x 17"D
Oven 1 Usable Capacity	3.7 cu ft
Oven 1 Overall Capacity	5.5 cu ft
Door Clearance	19 1/2"
Weight	470 lb
Electrical Supply	110/120 VAC, 50/60 Hz
Electrical Service	15 amp dedicated circuit
Gas Supply	3/4" rigid pipe
Gas Inlet	1/2" NPT female

DIMENSIONS

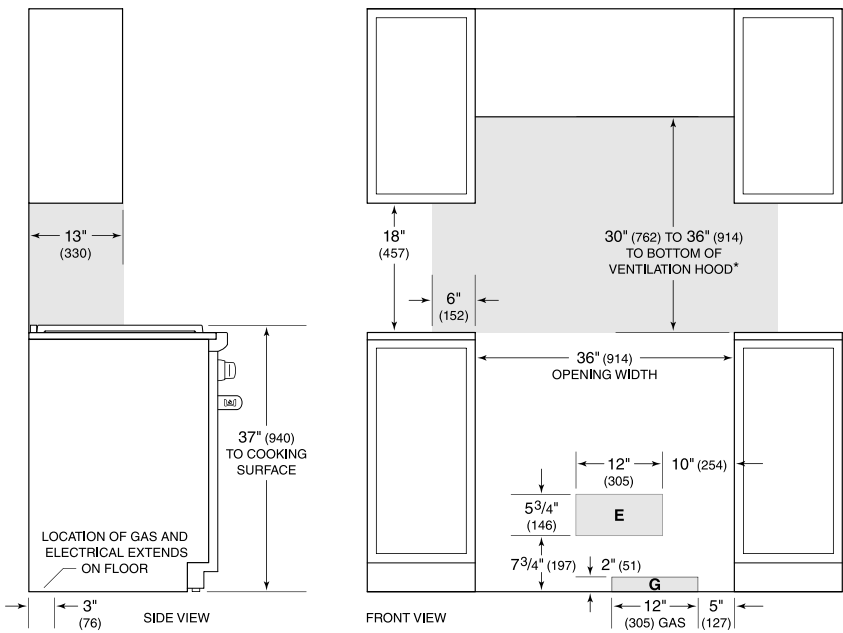


ELECTRICAL

GAS



INSTALLATION



*Without ventilation hood, 42" (1067) minimum clearance countertop to combustible materials, charbroiler requires non-combustible materials.
NOTE: Shaded area above countertop indicates minimum clearance to combustible surfaces, combustible materials cannot be located within this area.
For island installation, 12" (305) minimum clearance back of range to combustible rear wall above countertop.