


# Series WBV/WV™

## Residential Oil Boilers



### Boilers Exceed the Stringent 2012 Energy Codes!

- 1 Boiler Limit and Reset Control with Circulator Relay and LWCO    2 High Efficiency Flame Retention Burner  
3 Temperature-Pressure Gage    4 Insulated Jacket    5 Full Plate Swing-Out Door    6 Pressure Control    7 Probe LWCO

#### Series WBV/WV™ Boiler Features

- Up to 87.5% AFUE—ENERGY STAR® Efficient\*!
- Residential, Oil-fired Boiler for Hot Water or Steam Systems
- Natural Draft (Chimney) Venting
- High Efficiency, Flame Retention Burners—Choice of Beckett, Carlin or Riello
- Cast Iron Sections—Factory Tested and Assembled with Steel Push Nipples
- Large Water Content, Wet Base Section Design—Ideal for Steam and Large Volume Hot Water Applications
- Rear or Top Flue Convertibility (certain models)
- Deluxe Powder Coated Steel Jacket—Reduces Boiler Heat Loss
- Full Plate Swing Out Door—For Quick and Easy Cleaning

\*certain firing rates

#### Standard Equipment

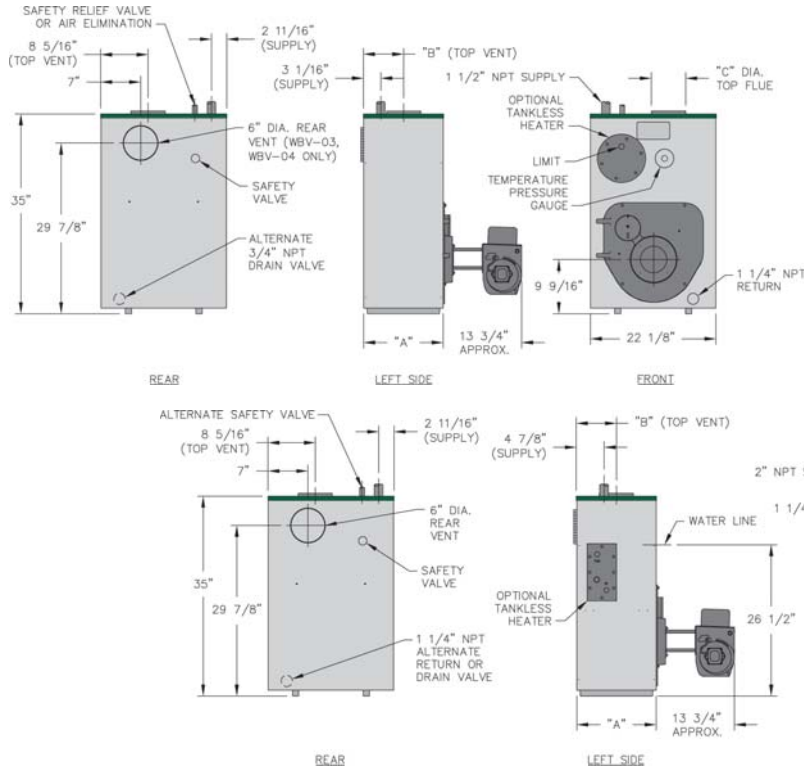
- Boiler Reset Control with Low Water Cut-off for Increased Efficiency and Safety (Water Boilers)
- Taco Circulator (Water Boilers)
- Probe Type LWCO and Skim Tapping (Steam Boilers)
- Drain Valve
- Top Cleanout
- Built-in Air Elimination Baffle

**All residential cast iron boilers include a full one-year warranty. A limited, lifetime warranty is provided for the cast iron sections of Peerless® residential hot water boilers. A limited, ten-year warranty is provided on the cast iron sections of residential steam boilers. Visit [PeerlessBoilers.com](http://PeerlessBoilers.com) for complete details.**

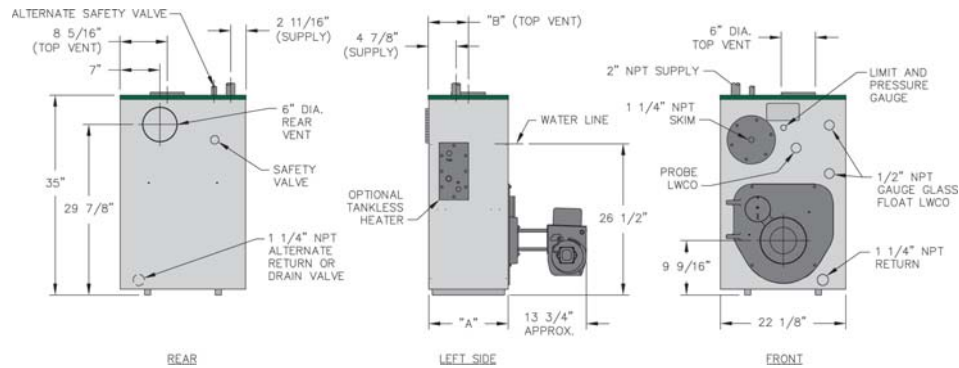


# Technical Information

## Water



## Steam




## Boiler Dimensions

Boiler Model Number	Jacket Depth "A"	Rear of Jacket to c/l of Vent "B"	Vent Size Diameter "C"
WBV-03	14-1/8"	7-1/16"	6"
WBV-04	18-1/8"	9-1/16"	6"
WBV-05	22-1/8"	11-1/16"	7"

## Crated Dimensions & Shipping Weights

Boiler Model Number	Length		Width	Height	Approximate Shipping Weight (lbs.)							
	WPC, WPCT, WPCO	SP-SPT	WPC, WPCT, SP-SPT	WPC, WPCT, SP-SPT	Knockdown				Package			
					W-S	WU	S	SU	WPC	WPCT	SP	SPT
WBV-03	35"	40"	28-1/2"	39-3/4"	470	485	535	550	566	575	573	584
WBV-04	43"	40"	28-1/2"	39-3/4"	590	605	650	665	694	708	685	696
WV-05	43"	—	28-1/2"	39-3/4"	710	725	—	—	805	813	—	—

## Boiler Ratings

Series WBV/WV™												Water Content, Gallons		Minimum Stack Draft Required, in. W.C.
Boiler Model Number	Input		Heating Capacity <sup>5</sup> , MBH		Net Ratings <sup>4</sup>			AFUE <sup>5</sup> , %						
	GPH <sup>1</sup>	MBH	Water	Steam	Steam, sqft	Steam, MBH <sup>3</sup>	Water, MBH <sup>2</sup>	Water	Steam					
WBV-03	0.60➕⚡	84	75	—	—	—	65	87.5*	—	11.75	—	-.03		
WBV-03	0.85	119	104	103	321	77	90	86.2*	84.8	11.75	12.00	-.04		
WBV-03	1.05	147	126	124	388	93	110	85.0*	83.6	11.75	12.00	-.05		
WBV-04	0.95➕	133	117	—	—	—	102	87.0*	—	14.75	—	-.03		
WBV-04	1.25	175	151	151	471	113	131	85.4*	85.3*	14.75	14.87	-.04		
WBV-04	1.50	210	180	179	558	134	156	85.1*	84.3	14.75	14.87	-.05		
WV-05†	1.75	245	212	—	—	—	184	85.5*	—	17.75	—	-.05		
WV-05†	1.95	273	235	—	—	—	204	85.0*	—	17.75	—	-.06		

\* As an ENERGY STAR® Partner, PB Heat, LLC has determined that these firing rates meet the ENERGY STAR guidelines for energy efficiency.

† Top venting only.

+ Nozzles for these firing rates not provided as standard equipment. Consult factory for price and availability.

⚡ This firing rate can only be achieved with a Riello F-3 burner. Consult us for details.

1 Burner input based on No. 2 fuel oil with a heating value of 140,000 Btu per gallon.

2 Net water ratings based on an allowance of 1.15.

3 Net steam ratings based on an allowance of 1.333.

4 Consult factory before selecting a boiler for installations having unusual piping and pickup requirements, such as intermittent system operation, extensive piping systems, etc.

5 Heating Capacity and Annual Fuel Utilization Efficiency (AFUE) ratings are based on U.S. Government tests, with 13% CO<sub>2</sub> and -0.02" w.c. draft over fire. Before purchasing this appliance, read important information about its estimated annual energy consumptions or energy efficiency rating that is available from your retailer.

6 Chimney Size: 8" x 8" x 15 ft.



PeerlessBoilers.com



Printed on Recycled Paper

PeerlessBoilers.com

CUT-WBV R1 (10/12-7.5M)  
Printed in U.S.A.  
©2012 PB Heat, LLC. All rights reserved.