


FG Series 2" Capable Filter Grille

Standard:

- Self contained steel latch
- Allows 2" thick efficient filter (Not Included)
- Removable face for easy cleaning and maintenance
- Filter door hinges parallel to louvers
- Frames of 22 ga. galvaneal steel
- Faces:
20 ga. On 20 x 20 and larger sizes
22 ga. If either dimension is less than 20"
- Soft White



Optional:

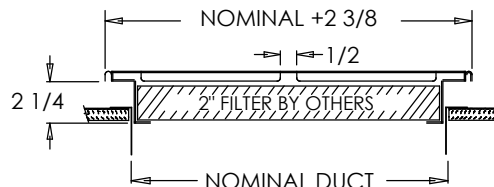
Finishes:

- ☐ Driftwood tan

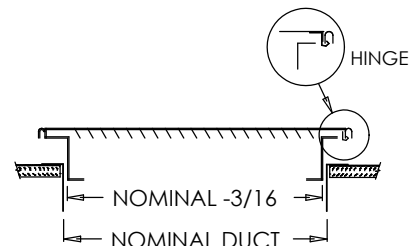
Designer colors:

- | | |
|--|---------------------------------------|
| <input type="checkbox"/> Forest Green | <input type="checkbox"/> Royal Blue |
| <input type="checkbox"/> Burgundy | <input type="checkbox"/> Coffee Tan |
| <input type="checkbox"/> Camaro Silver | <input type="checkbox"/> Almond |
| <input type="checkbox"/> Bronze | <input type="checkbox"/> Black velvet |
| <input type="checkbox"/> Navajo White | <input type="checkbox"/> Vanilla |

- ☐ T-Bar Mount (105 FG)



FG



FG

NOTE: Filter grilles are manufactured 3/16" undersized nominal duct outside dimension for ease of installation. Air filter should be 1/4" to 1/2" undersize. Verify with air filter manufacturer for air filter specification.

Shoemaker filter grilles allow for installation of larger thickness filters which can reduce pressure drop on the overall system, improving air flow through the heat exchanger and allowing more time between filter changes.

PROJECT	SUBMITTAL REVIEW
LOCATION	
ENGINEER	
ARCHITECT	
CONTRACTOR	