

## For Light Commercial and Residential Applications

Job Name \_\_\_\_\_

Contractor \_\_\_\_\_

Job Location \_\_\_\_\_

Approval \_\_\_\_\_

Engineer \_\_\_\_\_

Contractor's P.O. No. \_\_\_\_\_

Approval \_\_\_\_\_

Representative \_\_\_\_\_

# LEAD FREE\*

## Series LF7 Dual Check Valves

LF7 Sizes: 1¼" (32mm)

LF7C Sizes: ¾" (10mm)

Series LF7 Dual Check Valves are designed for non-health hazard residential water system containment and continuous pressure applications, such as the drinking water supply service entrance or individual outlets. Series LF7 uses two compact replaceable check modules and is installed immediately downstream of the residential water meter. The LF7 features Lead Free\* construction to comply with Lead Free\* installation requirements.

### Features

- Can be installed vertically or horizontally
- Available with combination of inlet/outlet sizes, types or thread and end connection including retrofit compression fittings and hose connections
- Can be installed in many piping configurations and with a wide range of meter horns, copper setters and meter boxes

### Specifications

The dual check backflow preventer shall meet the domestic requirements of ANSI/ASSE Standard 1024, and bear the seal of approval. It shall have a cast body and include not less than one union, with the union nut drilled to accept a tamper-proofing lock wire. A brass identification tag indicating direction of flow shall be securely attached to the valve body by corrosion-resistant mechanical fasteners. The Lead Free\* Dual Check Valve shall comply with state codes and standards, where applicable, requiring reduced lead content. The dual check shall be Watts Series LF7. (Please select the model best suited to your application.)

### Pressure - Temperature

Temperature Range: 33°F – 180°F (0.5°C-82°C) continuous  
Maximum Working Pressure: 150psi (10.3 bar)

### Approvals

1024 B64.6



\*The wetted surface of this product contacted by consumable water contains less than 0.25% of lead by weight.



LF7

### Standards

Complies with Buy America Act (BAA 1933) and The American Recovery and Reinvestment Act (ARRA 2009).

Series 7: Inlet/Outlet Connections – Types available, ordering code, sizes available.

CONNECTION TYPE	CONNECTION CODE	SIZES AVAILABLE	
		in.	mm
National Pipe Thread Female	2	¾, 1¼	10, 32
National Pipe Thread Male	3	1¼	32
Meter Thread Female*	4	1¼	32
Female Meter Thread (Swivel)	10	1¼	32

\* When ordering Series LF7 Valves with Meter Thread Connections, be sure to order connection size one size larger than meter thread. Example:

Meter Size

1" (25mm)

Order

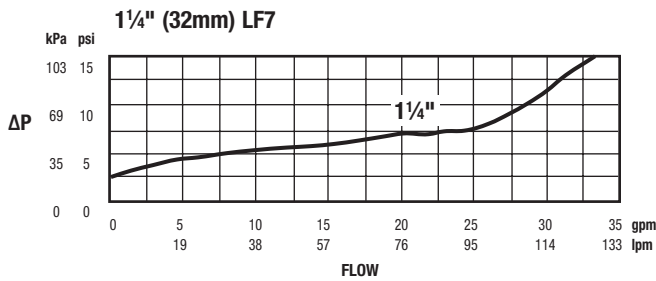
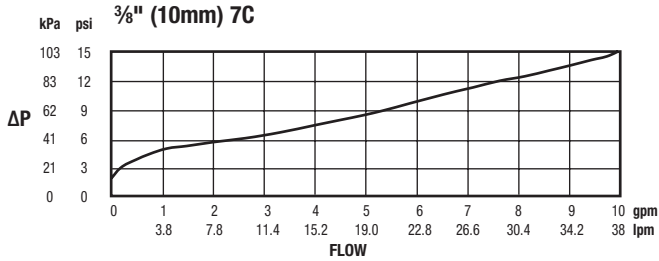
1¼" (32mm)

Watts product specifications in U.S. customary units and metric are approximate and are provided for reference only. For precise measurements, please contact Watts Technical Service. Watts reserves the right to change or modify product design, construction, specifications, or materials without prior notice and without incurring any obligation to make such changes and modifications on Watts products previously or subsequently sold.

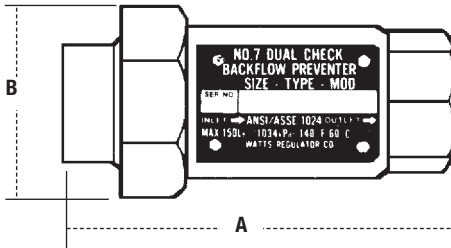
## Materials

- Body: LF7 Lead Free\* cast copper silicon alloy  
LF7C chrome-nickel plated Lead Free\* cast copper silicon alloy
- Check Modules: Durable plastic
- Discs: Silicone
- Seals: Buna-N
- Springs: Stainless steel

## Capacity



## Dimensions - Weight



MODEL	SIZE (DN)		DIMENSIONS				WEIGHT	
	in.	mm	A		B		lbs.	kgs.
LF7	3/8	10	2 7/8	73	1 1/4	32	.69	0.31
LF7C	3/8	10	2 7/8	73	1 1/4	32	.69	0.31
LF7 10-U2	1 1/4	32	4 9/16	116	2 1/4	57	1.80	0.82
LF7 10-U3	1 1/4	32	5 1/4	136	2 1/4	57	1.80	0.82
LF7 4-U2	1 1/4	32	4 9/16	110	2 1/4	57	1.50	0.68



A Watts Water Technologies Company



USA: Tel. (978) 688-1811 • Fax: (978) 794-1848 • www.watts.com  
Canada: Tel. (905) 332-4090 • Fax: (905) 332-7068 • www.watts.ca