

### PRODUCT SPECIFICATIONS

Gourmet (Lustertone®) Stainless Steel Double Bowl Top Mount Sink Kit. Overall dimensions are 33" x 21-1/4" x 7-7/8". Sink is manufactured from 18 gauge 304 Stainless Steel with a Lustrous Highlighted Satin finish, Center drain placement and SoundGuard®.

<b>Installation Type:</b>	Top Mount
<b>Material:</b>	304 Stainless Steel
<b>Special Features:</b>	Perfect Drain
<b>Finish:</b>	Lustrous Highlighted Satin
<b>Gauge:</b>	18
<b>Sound Deadening:</b>	SoundGuard®
<b>Number of Bowls:</b>	2
<b>Sink Dimensions:</b>	33" x 21-1/4" x 7-7/8"
<b>Bowl 1 Dimensions:</b>	13-1/2" x 16" x 7-3/4"
<b>Bowl 2 Dimensions:</b>	13-1/2" x 16" x 7-3/4"
<b>Drain Size:</b>	3-3/8" (86mm)
<b>Drain Location:</b>	Center
<b>Minimum Cabinet Size:</b>	36"
<b>Mounting Hardware:</b>	Part # 64090014 included for countertops up to 3/4" (19mm) thick
<b>Cutout Template #:</b>	<a href="#">1000001288</a>

Template is available for download at [elkay.com](#)

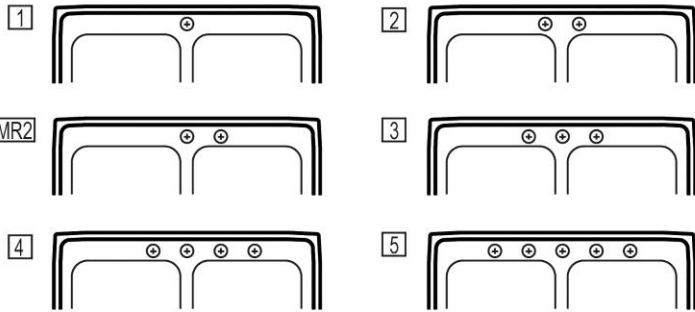
#### Cutout Dimensions for Top Mount Installation:

32-3/8" x 20-5/8" (822mm x 524mm) with 1-1/2" (38mm) corner radius

**Perfect Drain:** Seamlessly welded stainless steel collar eliminates the gap between a traditional drain and the sink for a sanitary and gap free installation. An InSinkErator® garbage disposer can be installed on either sink bowl for user convenience.. **Patent Pending**

#### Hole Drilling Configurations:

1-1/2" (38mm) Diameter Faucet Holes on 4" (102mm) Centers



PART: \_\_\_\_\_ QTY: \_\_\_\_\_  
 PROJECT: \_\_\_\_\_  
 CONTACT: \_\_\_\_\_  
 DATE: \_\_\_\_\_  
 NOTES: \_\_\_\_\_  
 APPROVAL: \_\_\_\_\_



#### Included with Product: Two LKPD1 Perfect Drain Strainer Assemblies

AMERICAN PRIDE. A LIFETIME TRADITION. Like your family, the Elkay family has values and traditions that endure. For almost a century, Elkay has been a family-owned and operated company, providing thousands of jobs that support our families and communities.



Sinks are listed by IAPMO® as meeting the applicable requirements of the Uniform Plumbing Code®, International Plumbing Code®, and National Plumbing Code of Canada.

**Product Compliance:** BUY AMERICAN ACT  
 ASME A112.19.3/CSA B45.4  
 Accessory: ASME A112.18.2/CSA B125.2

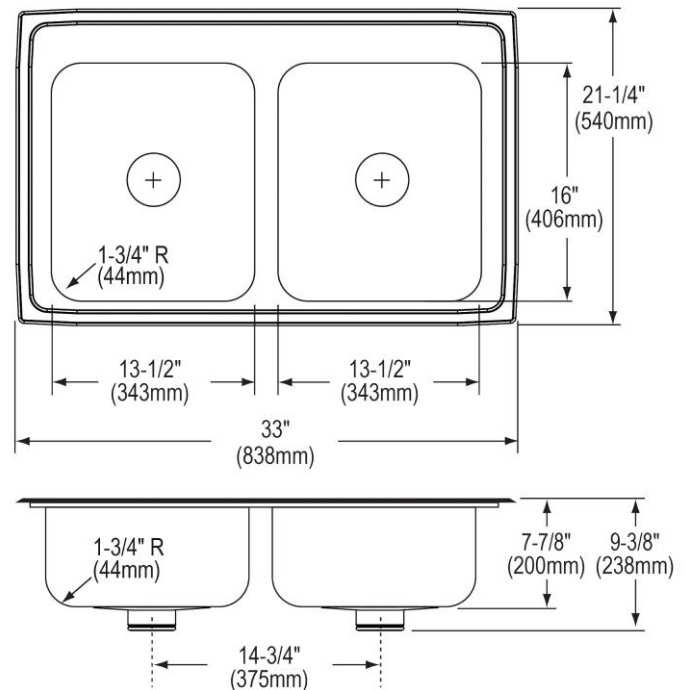
[Clean and Care Manual \(PDF\)](#)

[Installation Instructions \(PDF\) - 74180147](#)

[Installation Instructions \(PDF\) - 74180289 Disposer](#)

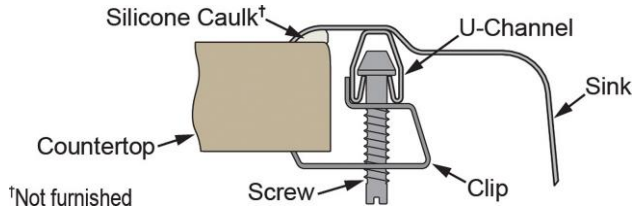
[Installation Instructions \(PDF\) - 74180340-USA Drain](#)

[Limited Lifetime Warranty \(PDF\)](#)



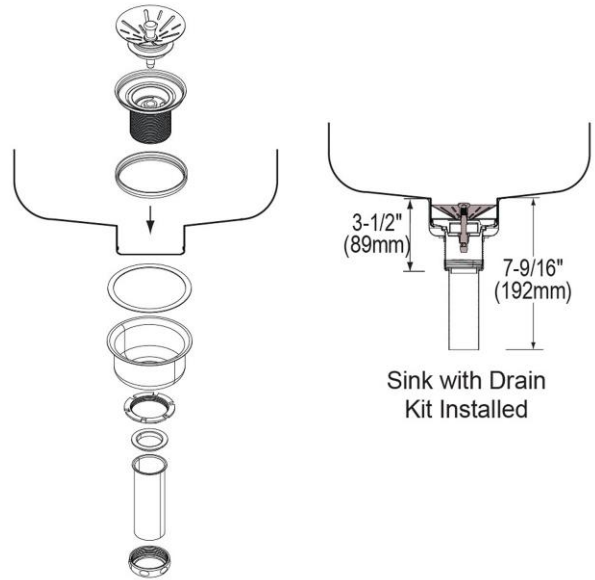
In keeping with our policy of continuing product improvement, Elkay reserves the right to change product specifications without notice. Please visit [elkay.com](#) for the most current version of Elkay product specification sheets. This specification describes an Elkay product with design, quality, and functional benefits to the user. When making a comparison of other producers' offerings, be certain these features are not overlooked.

### Installation Profile:



### OPTIONAL ACCESSORIES

<b>Bottom Grid:</b>	LKWBG1316SS
<b>Cutting Board:</b>	CB1613, CB1713, CBR1316, CBS1316
<b>Faucet:</b>	LKGT1041, LKGT2041
<b>Hardware:</b>	LK364, LK463
<b>Rinsing Basket:</b>	LKWRB1316SS, LKWERBSS
<b>Sinkmate:</b>	LKSM17, LKSMHOOK, LKSMSPONGE, LKSMHSL
<b>Soap Dispenser:</b>	LKGT1054



in sink erator®

Elkay® Perfect Drain™ sinks are designed and approved for compatible disposers manufactured by InSinkErator® utilizing the Quick Lock® mounting configuration. Use of non-approved disposers may void Elkay warranty.

InSinkErator, Quick Lock and the mounting collar configuration are trademarks of Emerson Electric Co.



In keeping with our policy of continuing product improvement, Elkay reserves the right to change product specifications without notice. Please visit [elkay.com](http://elkay.com) for the most current version of Elkay product specification sheets. This specification describes an Elkay product with design, quality, and functional benefits to the user. When making a comparison of other producers' offerings, be certain these features are not overlooked.