



Windward®

5' Bath

K-1113-L



Features

- Integral flange.
- Left drain.
- Integral lumbar support and armrests for comfort.
- 60" (1524 mm) x 42" (1067 mm) x 21" (533 mm)

Material

- Acrylic

Installation

- Alcove

Recommended Accessories

K- 11677 Bath Drain

K- 7166-AF Bath Drain

K- 24916 Wireless Music Kit



Codes/Standards

CSA B45.5/IAPMO Z124

ASTM E162

ASTM E662




Greenguard UL 2818 - Gold

KOHLER® One-Year Limited Warranty

See website for detailed warranty information.

Available Color/Finishes

Color tiles intended for reference only.

Color	Code	Description
	0	White
	96	Biscuit
	47	Almond

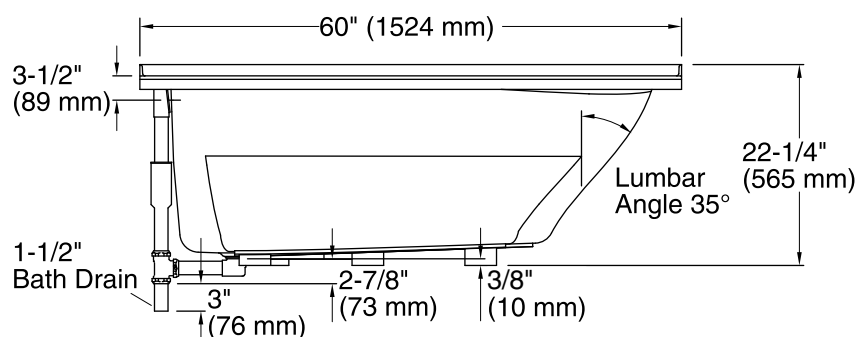
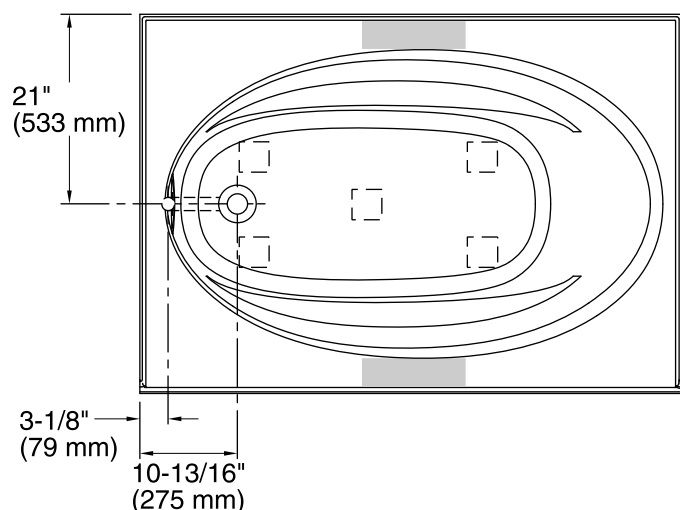
USA/Canada: 1-800-4KOHLER (1-800-456-4537)

Kohler Co. reserves the right to make revisions without notice to product specifications.

For the most current Specification Sheet, go to www.kohler.com.

3-27-2016 04:25

THE BOLD LOOK
OF **KOHLER®**



Technical Information

All product dimensions are nominal.

Installation: 3-Wall Alcove

Drain location: Left

Basin area, bottom: 41" x 20-1/2" (1041 mm x 521 mm)

Basin area, top: 53-1/2" x 32-1/8" (1359 mm x 816 mm)

Weight: 80 lbs (36.3 kg)

Minimum floor load: 33 lbs/ft² (161.1 kg/m²)

Water depth: 15" (381 mm)

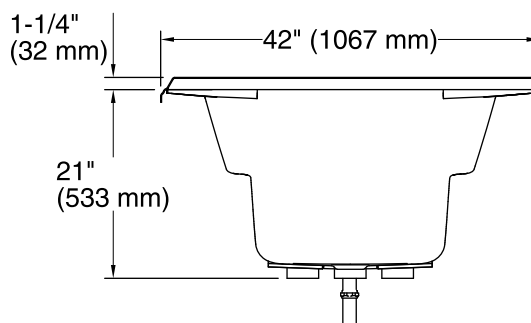
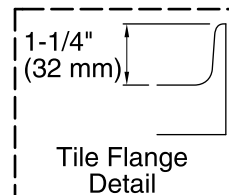
Water capacity: 57 gal (215.8 L)

Cutout: Drop-in, 58-1/2" x 40-1/2" (1486 mm x 1029 mm)

Minimum flat for door: 3-1/4" (83 mm)

No change in measurements if connected with drain illustrated. (K-11677)

Recommended faucet area



Notes

Measure your actual product for rough-in details.

Install this product according to the installation instructions.

The hot water supply should be 70% of the capacity of the bath or greater. Installations will vary.

If installing a rim-mount faucet, make sure there is no interference with drain overflow before drilling any holes. Consult local and national codes for minimum air gap requirements if installing a spout on the faucet deck.