



Features

- Center drain.
- Two-piece design.
- Integral lumbar support.
- Coordinates with other products in the Escale® collection.
- 72" (1829 mm) x 36" (914 mm) x 24-1/8" (613 mm)

Material

- Acrylic

Installation

- Freestanding

Required Accessories

K- 7219 Bath Drain

Recommended Accessories

K-922

K- 923 Bath Filler

K- 1601 Bath/Whirlpool Footstop

K- 1676 Bath/Pillow

K- 24916 Wireless Music Kit



Codes/Standards

CSA B45.5/IAPMO Z124

ASTM E162

ASTM E662




Greenguard UL 2818 - Gold

KOHLER® One-Year Limited Warranty

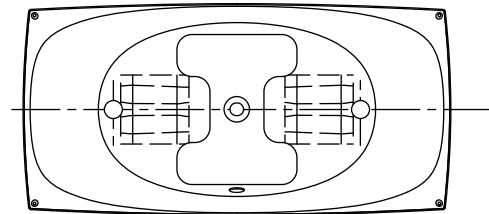
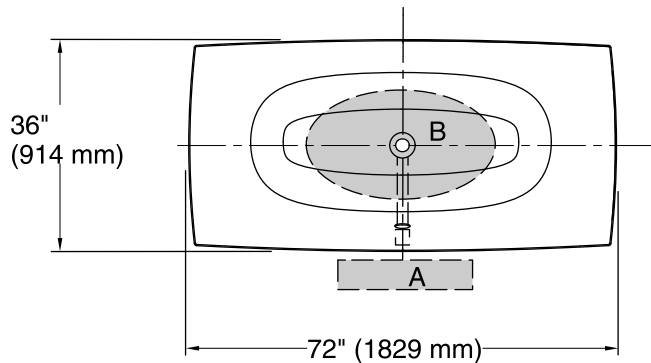
See website for detailed warranty information.

Available Color/Finishes

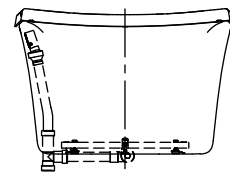
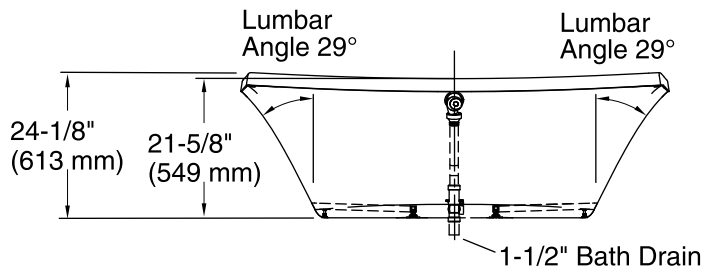
Color tiles intended for reference only.

Color	Code	Description
	0	White
	96	Biscuit
	47	Almond

No change in measurements if connected with drain illustrated. (K-7219)



Bottom View



Technical Information

All product dimensions are nominal.

Installation:	Freestanding
Drain location:	Center
Basin area, bottom:	46-3/4" x 21-5/8" (1187 mm x 549 mm)
Basin area, top:	69-15/16" x 34-3/8" (1776 mm x 873 mm)
Weight:	100 lbs (45.4 kg)
Minimum floor load:	43 lbs/ft ² (209.9 kg/m ²)
Water depth:	16-1/2" (419 mm)
Water capacity:	71 gal (268.8 L)
Template:	Footprint, 1055345-7, required, included

Notes

Measure your actual product for rough-in details.

Install this product according to the installation instructions.

The hot water supply should be 70% of the capacity of the bath or greater. Installations will vary.