

Features

- Brass construction
- Contemporary, minimal design
- Complements Stillness® faucet line

Codes/Standards Applicable

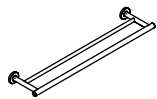
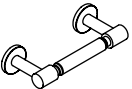
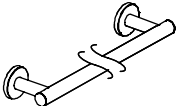
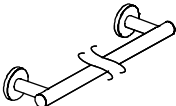
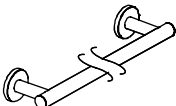
Specified model meets or exceeds the following:

- None applicable

Colors/Finishes

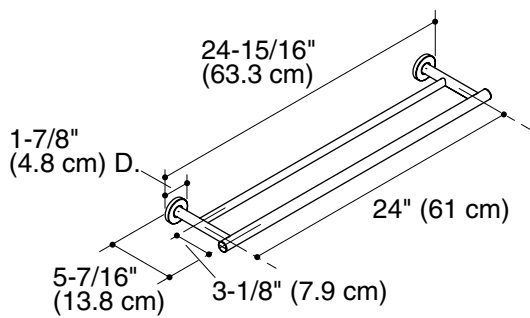
- CP: Polished Chrome
- Other: Refer to Price Book for additional colors/finishes

Specified Model

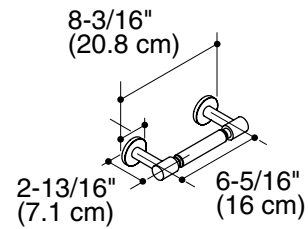
Model/Description	
K-14391 Double towel bar <input type="checkbox"/> CP <input type="checkbox"/> Other_____	
K-14393 Toilet tissue holder <input type="checkbox"/> CP <input type="checkbox"/> Other_____	
K-14450 18" (45.7 cm) towel bar <input type="checkbox"/> CP <input type="checkbox"/> Other_____	
K-14451 24" (61 cm) towel bar <input type="checkbox"/> CP <input type="checkbox"/> Other_____	
K-14452 30" (76.2 cm) towel bar <input type="checkbox"/> CP <input type="checkbox"/> Other_____	

Product Specification

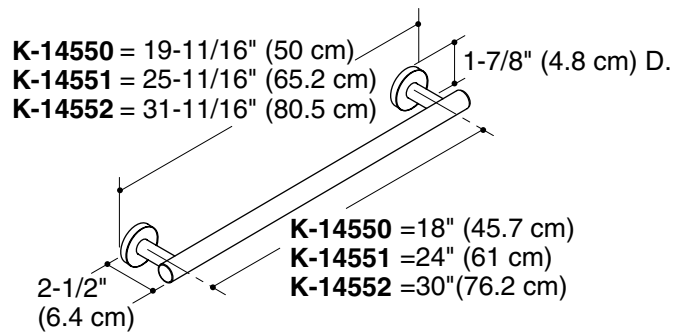
The product shall be of brass construction. The product shall be of contemporary, minimal design. The product shall complement Stillness faucet line. The product shall be Kohler Model K-_____-_____.



K-14391



K-14393



Product Diagram