



Wellworth®
Class Five® Toilet
K-3997-U

Features

- Vitreous china.
- Two-piece toilet.
- Regular height Round-front bowl.
- Class Five® flushing system.
- Includes left-hand polished chrome trip lever.
- 1.28 gpf (4.8 lpf).
- 2-1/8" (54 mm) fully glazed trapway.
- 12" (305 mm) rough-in.
- Less seat and supply.
- 10-1/2" (267 mm) x 7-3/4" (197 mm) water area.
- 27-3/4" (705 mm) x 18" (457 mm) x 29-1/4" (743 mm).
- Floor mount / Floor outlet.
- Insuliner® tank liner included.

Recommended Accessories

- K- 7637 Angle Supply with Stop (single)
- K- 4639 Toilet Seat
- K- 4689 Toilet Seat
- K- 4986 Round-Front Toilet Seat

Components

Product includes:

- K- 4197 Round-Front Bowl
- K- 4467-U Toilet Tank

Additional included component/s: Tank cover, Trip lever, Bolt cap accessory pack, and Tank accessory pack.



Codes/Standards





ASME A112.19.2/CSA B45.1
DOE - Energy Policy Act 1992
EPA WaterSense®

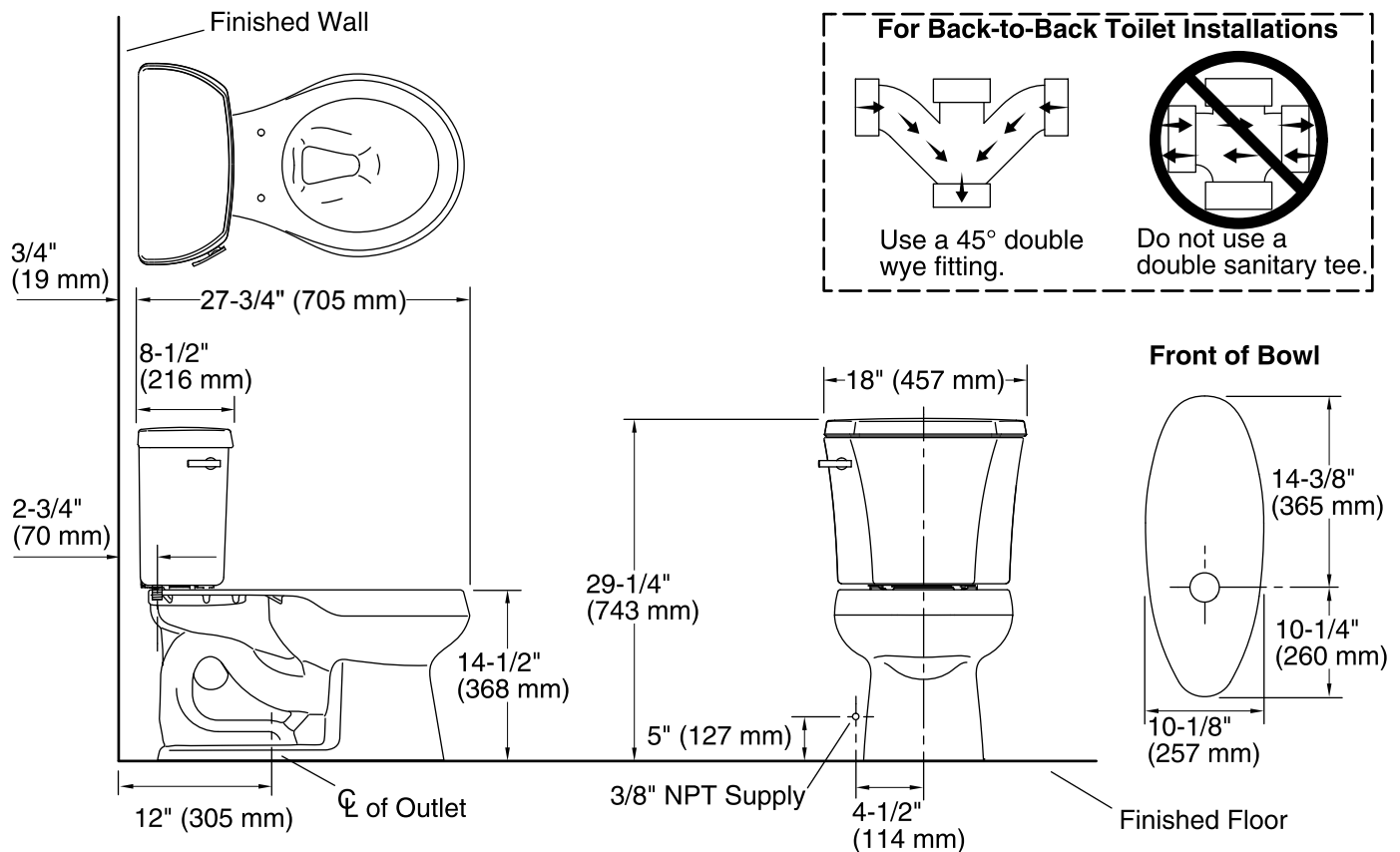
KOHLER® One-Year Limited Warranty

See website for detailed warranty information.

Available Color/Finishes

Color tiles intended for reference only.

Color	Code	Description
	0	White
	96	Biscuit
	47	Almond
	7	Black Black™



Technical Information

All product dimensions are nominal.

Toilet type:	Two-piece
Bowl shape:	Round front
Flush type:	Class Five
Trap passageway:	2-1/8" (54 mm)
Water Consumption	
Full:	1.28 gpf (4.8 lpf)
Water surface size:	10-1/2" x 7-3/4" (267 mm x 197 mm)
Rim to water surface:	5-1/4" (133 mm)
Rough-in:	12" (305 mm)
Seat-mounting holes:	5-1/2" (140 mm)

Notes

Install this product according to the installation guide.

For back-to-back toilet installations: Use only a 45° double wye fitting.