

Features

- Metal construction.
- One-piece, self-contained ceramic disc valve allows both volume and temperature control
- Temperature memory allows faucet to be turned on and off at any temperature setting.
- High-temperature limit setting for added safety.
- Flexible supplies.
- 8-1/2" (216 mm) swing spout reach.
- Matching finish sidespray through the escutcheon.
- Lower flow aerator options are available (refer to the Kohler Price Book).
- 2.2 gal/min (8.3 l/min) maximum flow rate [max at 60 psi (4.14 bar)].
- Packaged six per case.
- Project pack.

Optional Accessories

15179-A



ADA

CSA B651

OBC

Codes/Standards

ASME A112.18.1/CSA B125.1

NSF 61

NSF 372

DOE - Energy Policy Act 1992

ADA

ICC/ANSI A117.1

CSA B651

OBC




All applicable US Federal and State material regulations

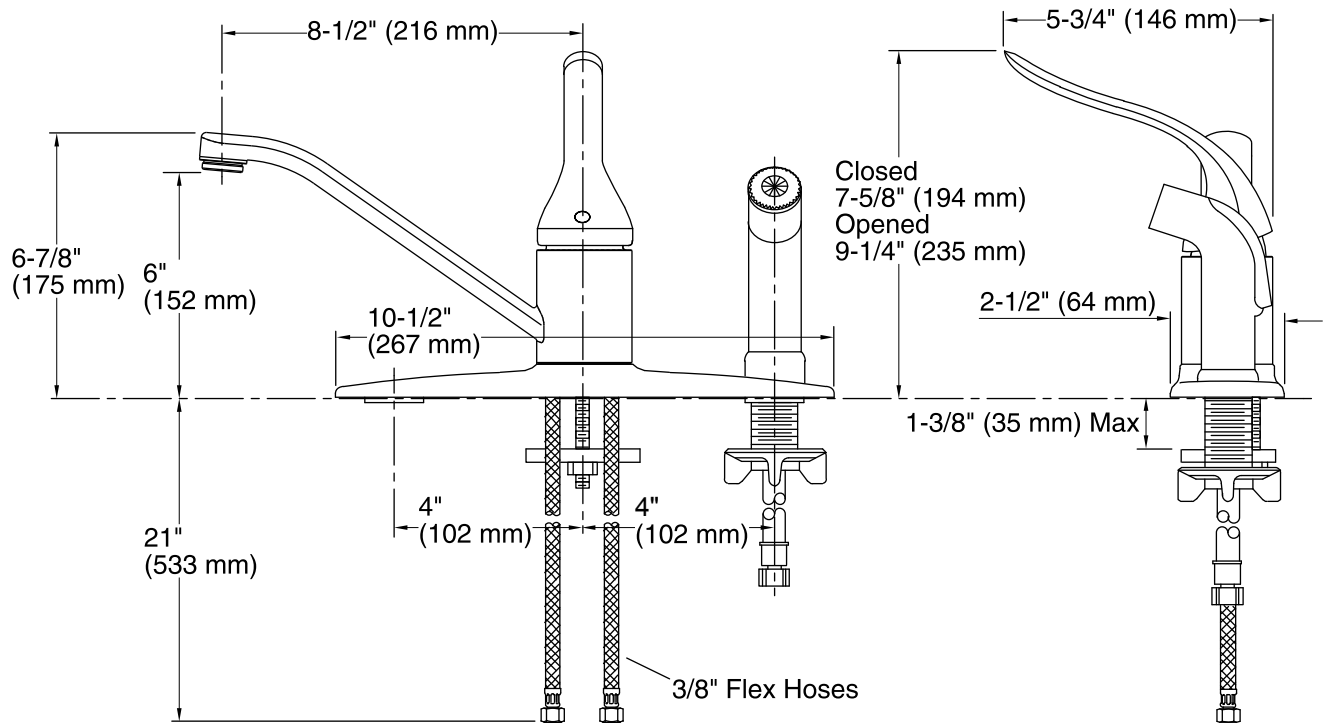
KOHLER® Faucet Lifetime Limited Warranty

See website for detailed warranty information.

Available Color/Finishes

Color tiles intended for reference only.

Color	Code	Description
	CP	Polished Chrome
	G	Brushed Chrome
	BN	Vibrant® Brushed Nickel



Technical Information

All product dimensions are nominal.

Spout reach: 8-1/2" (216 mm)

Faucet:

Flow rate: 2.2 gal/min (8.3 l/min)

Notes

Install this product according to the installation guide.

ADA, OBC, CSA B651 compliant when installed to the specific requirements of these regulations.