

Features

- Above-counter valve for easy installation and maintenance.
- Vandal-resistant aerator.
- 5" (127 mm) spout reach.
- Without temperature mixer.
- Includes 30-year Hybrid Energy Cell.
- Less drain.
- 0.5 gal/min (1.9 l/min) flow rate.

Material

- Brass construction.

Installation

- Single-hole mounting.
- 24" (610 mm) flexible supply hoses for easy installation.



ADA

CSA B651

OBC

Codes/Standards

ASME A112.18.1/CSA B125.1

NSF 372

DOE - Energy Policy Act 1992

ADA

ICC/ANSI A117.1

CSA B651



OBC

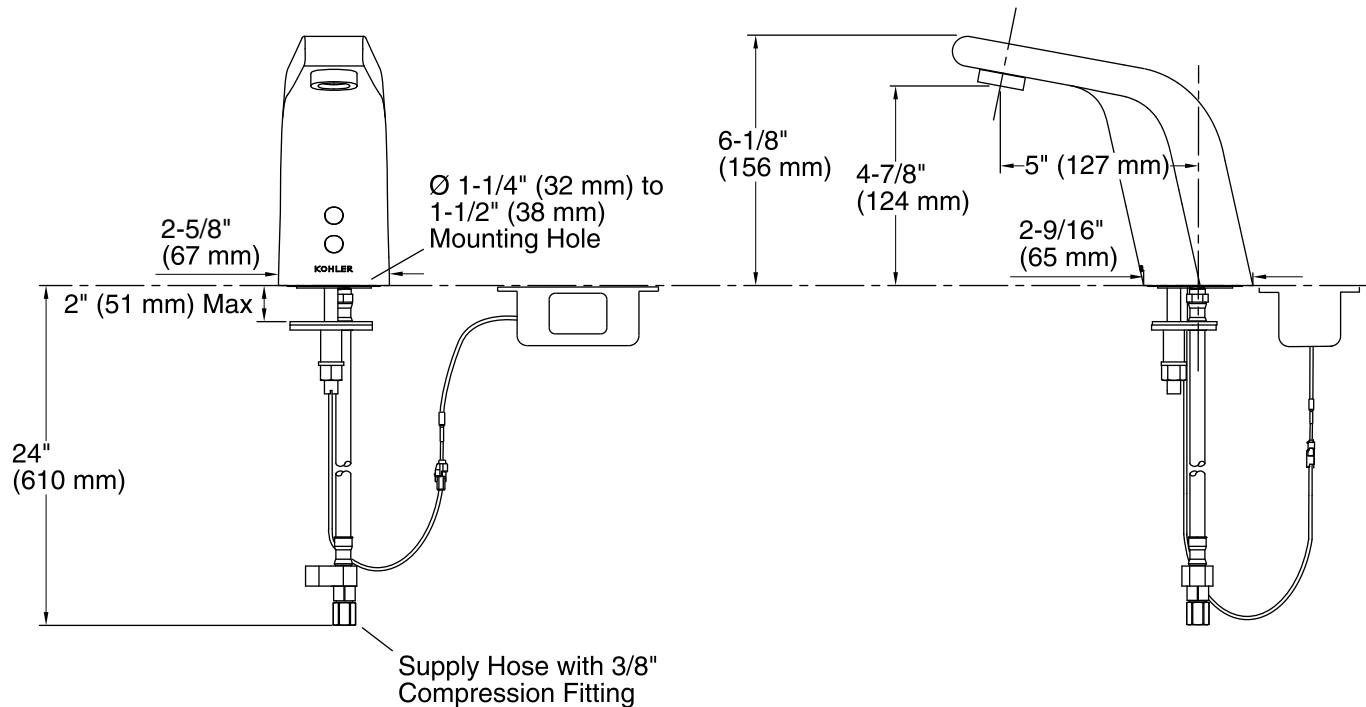
All applicable US Federal and State material regulations

See website for detailed warranty information.

Available Color/Finishes

Color tiles intended for reference only.

Color	Code	Description
	CP	Polished Chrome
	VS	Vibrant® Stainless



Technical Information

All product dimensions are nominal.

Valve body: Machined Brass

Faucet:

Flow rate: 0.5 gal/min (1.9 l/min)

Power source: 3.6V Size C (Hybrid Energy Cell), included

Notes

Install this product according to the installation guide.

A 1-1/4" (32 mm) minimum to 1-1/2" (38 mm) maximum diameter mounting hole is required.

The minimum distance between the back of the faucet spout and the wall must be 1-3/4" (44 mm). This will allow proper clearance for setscrew access.

The maximum distance between the bathroom sink basin edge to the base of the faucet spout must be 1-3/4" (44 mm).

The maximum height of the lip basin should be 3/4" (19 mm).

Product includes rosebud spray aerator. Other aerator styles are available.

ADA, OBC, CSA B651 compliant when installed to the specific requirements of these regulations.