



Underscore® 5' BubbleMassage™ Bath K-5714-GCR



Features

- Center drain.
- Slotted overflow for deep soaking.
- Chromatherapy lighting allows you to select a preferred color scheme to suit your mood.
- Dual lumbar supports two-person bathing by offering comfort at both ends

Material

- Acrylic

Hydrotherapy

- 118-122 BubbleMassage™ airjets.
- Variable-speed blower lets you adjust massage intensity to 18 levels.
- Zones of Control™ feature allows you to target massage to back, midsection, or feet.

Installation

- Drop-in

Required Accessories

K-7271 Brass Slotted Overflow Bath Drain

or

K-7272 PVC Slotted Overflow Bath Drain

Recommended Accessories

K-24916 Wireless Music Kit

K-814 Under-mount Installation Kit



Codes/Standards

ASME A112.19.7/CSA B45.10

CSA B45.5/IAPMO Z124

ASTM E162

ASTM E662

UL 1795

CSA C22.2 No. 218.2

Greenguard UL 2818 - Gold











CARB P2

KOHLER® One-Year Limited Warranty

See website for detailed warranty information.

Available Color/Finishes

Color tiles intended for reference only.

Color	Code	Description
	0	White
	96	Biscuit
	47	Almond
	NY	Dune
	95	Ice™ Grey
	G9	Sandbar
	33	Mexican Sand™
	K4	Cashmere
	58	Thunder™ Grey
	7	Black Black™

USA/Canada: 1-800-4KOHLER (1-800-456-4537)

Kohler Co. reserves the right to make revisions without notice to product specifications.

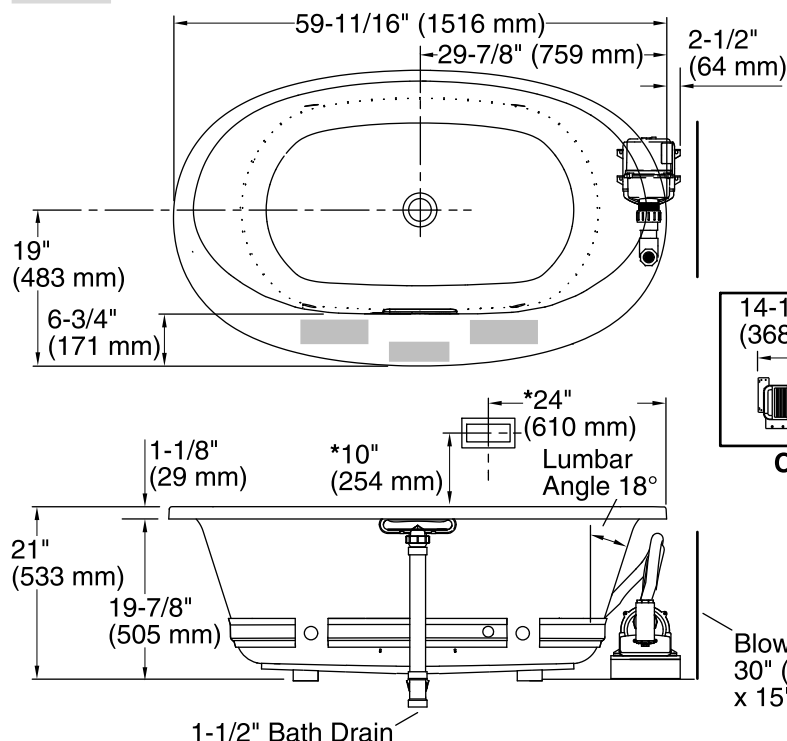
For the most current Specification Sheet, go to www.kohler.com.

6-30-2017 05:39

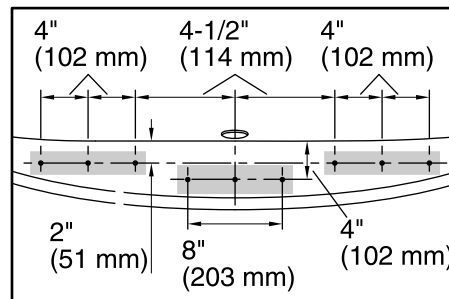
THE BOLD LOOK
OF **KOHLER**®

No change in measurements if connected with drain illustrated. (K-7272)

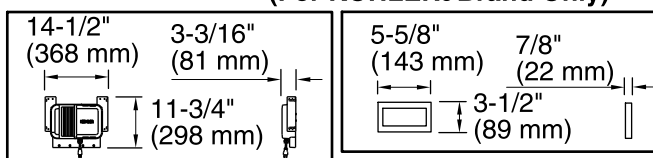
Faucet area.



*Recommended User Interface Location

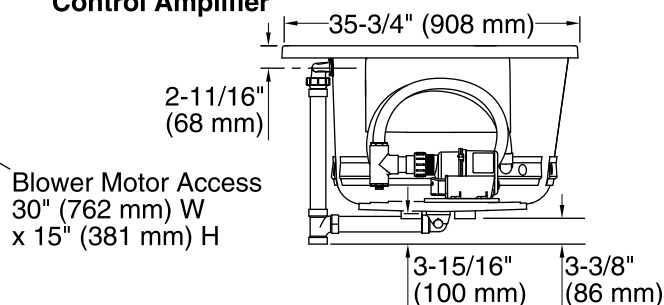


Faucet Hole Locations
(For KOHLER® Brand Only)



Control Amplifier

User Interface



Notes

Measure your actual product for rough-in details.

Install this product according to the installation instructions.

The hot water supply should be 70% of the capacity of the bath or greater. Installations will vary.

Kit is required for under-mount installations (sold separately).

Remote blower installation kit is available for relocating the blower.

Do not relocate or alter the PVC tee or coiled flexible tubing connected to the blower. Follow the blower relocation instructions exactly.

The blower base extends beyond the edge of the rim. Modify the framing as needed.

Required Electrical Service

One dedicated circuit required, protected with Class A Ground-Fault Circuit-Interrupter (GFCI) or Residual Current Device (RCD).

Blower: 240 V, 15 A, 50/60 Hz

Technical Information

All product dimensions are nominal.

Installation: Drop-in, Under-mount

Drain location: Center

Basin area, bottom: 43" x 25-5/8" (1093 mm x 651 mm)

Basin area, top: 55-9/16" x 28-3/8" (1411 mm x 720 mm)

Weight: 115 lbs (52.2 kg)

Minimum floor load: 47.8 lbs/ft² (233.4 kg/m²)

Water depth: 16-5/16" (415 mm)

Water capacity: 72.017 gal (272.6 L)

Template: Drop-in, 1268438-7, required, included

Electrical component rating: Blower: 240 V, 5 A, 50/60 Hz, 300 W

Blower speed: Variable