

## Features

- Vitreous china.
- 1.0 gpf (3.8 lpf).
- Class Five® flushing system.
- Includes right-hand polished chrome trip lever.
- Less supply line.
- Combines with K-5297 bowl to create a complete K-5298-RA toilet.

## Technology

- Single-flush gravity uses the force of gravity and a precision-engineered tank to create a strong siphon during flushing.
- Canister flush valve optimizes flush performance and resists warping and deterioration.
- Class Five® flushing technology offers plug- and leak-free performance, extraordinary flushing and better rinsing power for a cleaner bowl.
- Meets MaP Premium requirements for removing solid waste in a single flush. MaP Premium residential toilets must flush with no more than 4.0 litres (1.1 gallons) and demonstrate a MaP rating of at least 600 grams (21 ounces) of solid waste removed in a single flush.

## Water Conservation & Rebates

- WaterSense® 1.0 gpf toilets meet strict EPA flushing guidelines, including using at least 35 percent less water than 1.6 gpf toilets.
- Eligible for consumer rebates in some municipalities.



## Codes/Standards




ASME A112.19.2/CSA B45.1  
California Energy Commission (CEC)

## KOHLER® One-Year Limited Warranty

See website for detailed warranty information.

## Available Color/Finishes

*Color tiles intended for reference only.*

Color	Code	Description
	0	White
	96	Biscuit
	47	Almond



**Wellworth®**  
1.0 Gallon Toilet Tank  
**K-5308-RA**

No image available.  
This product is a component and not intended to be a standalone installation.

**Technical Information**

All product dimensions are nominal.

Toilet type: Two-piece

**Notes**

Install this product according to the installation instructions.