



PRODUCT FEATURES:

- **Self-Adjusting Sensor:** Sensor automatically sets the activation range on start-up by evaluating sink size and other factors. Will adjust range to adapt to changes in the bathroom environment.
- **Sensor in Spout Tip:** Clean, streamlined style. Hidden sensor reduces vandalism.
- **Hygienic, touch-free operation**
- **Self-Cleaning Solenoid Reduces Maintenance:** Integral wiper spring prevents clogging and run-on.
- **Easy to Service Integrated Strainer:** Patented in-line strainer protects the solenoid from debris. Strainer is enclosed in removable debris cup for easy service.
- **Safety Timer:** Helps prevent vandalism by turning off the faucet if the sensor is blocked for 55 seconds.
- **Fail-Safe:** Faucet automatically shuts off upon loss of power or dead battery. Prevents costly excess water usage and potential flooding
- **Lead-Free:** Faucet contains $\leq 0.25\%$ total lead content by weighted average.

GENERAL DESCRIPTION:

Deck-mount electronic faucet with proximity operation. Vandal-resistant brass construction with single-post mounting. Operates on DC (battery) or AC permanent power. Water pressure range from 20 - 120 psi. Single inlet. 18" flexible stainless steel inlet hose with 3/8" compression fitting for inlet to control box.

MODEL NUMBER:

■ **BASE UNIT (Does not include power supply)**

- 206B.105** 0.5 GPM pressure compensating, vandal-resistant non-aerated spray.
- 206B.106** 0.35 GPM pressure compensating, vandal-resistant non-aerated spray.
- 205B.102** 1.5 GPM pressure compensating, vandal-resistant aerator.

■ **POWER KITS (Must be purchased separately)**

- PK00.PAC** Includes universal Plug-In AC power supply.
- PK00.MAC** Includes Y-splitter and 10' extension cable.
- PK00.HAC** Includes universal Hard-Wired AC transformer and 10' extension cable.
- PK00.WRK** Includes 10-Year battery pack and holder.

■ **OPTIONAL Battery Back-Up**

- PK00.BBU** Allows faucet to continuously operate during a power failure.

■ **OPTIONAL 4" or 8" Deck plates**

- 2206P.400** 4" brass deck plate
- 2206P.800** 8" brass deck plate

■ **OPTIONAL Thermostatic Mixing Valve**

- 2605XTMV1070** Thermostatic mixing valve, 20" long flexible stainless steel inlet hoses with 3/8" compression fitting. ASSE 1070 certified down to 0.35 gpm.

*PCA - Pressure Compensating

POWER OPTIONS:

- **Universal Voltage:** 100 - 240 VAC, 50/60 Hz
- **Plug-In AC:** Includes Class 2 UL certified universal Plug-In AC power supply with 6' long power cord.
- **Hard-Wired AC:** Includes Class 2 UL certified universal Hard-Wired AC transformer (electrical box by others).
- **Multi-AC:** One AC transformer can power up to 15 faucets and/or flush valves in a daisy chain configuration. **POWER SUPPLY NOT INCLUDED.**


RECOMMENDED SPECIFICATION:

Electronic, sensor-operated proximity lavatory faucet shall feature vandal-resistant brass body with single-post mount design and single inlet. Shall also feature a low energy use electronically operated solenoid valve with an in-line strainer, and microprocessor controlled proximity sensors. Shall meet ANSI A112.18.1 and ANSI 117.1 codes. Model shall be American standard # 206B.1____.

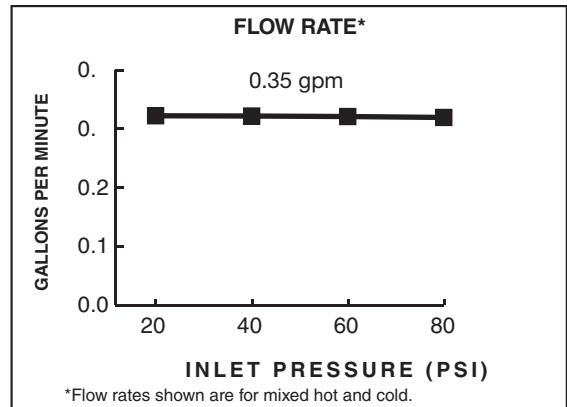
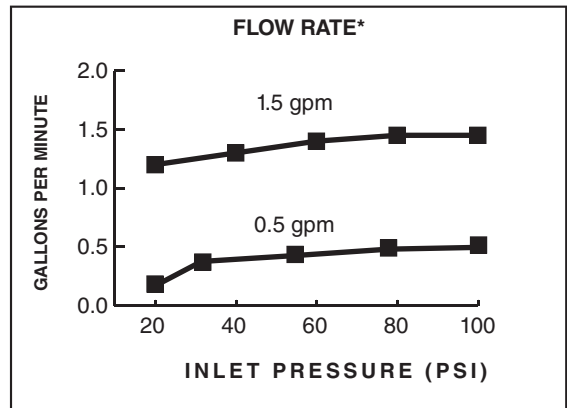
CODES AND STANDARDS

These products meet or exceed the following codes and standards:

- ANSI A117.1
- ASME A112.18.1
- CSA B 125
- NSF 372

 Meets the American Disabilities Act Guidelines and **ANSI A117.1** Requirements for accessible and usable building facilities - check local codes

Finishes	
Polish Chrome	002
PVD Satin Nickel	295



*Flow rates shown are for mixed hot and cold.

