



# MODA™ TOILET SUPPLY BOX

Job Name: \_\_\_\_\_ Item #: \_\_\_\_\_  
 Location: \_\_\_\_\_  
 Engineer: \_\_\_\_\_ Contractor: \_\_\_\_\_  
 PO#: \_\_\_\_\_ Tag: \_\_\_\_\_  
 Representative: \_\_\_\_\_

## SPECIFICATION

Oatey MODA™ toilet supply boxes shall be used in residential or commercial applications requiring a supply valve recessed in the wall. The MODA™ toilet box assembly contains a 3/8" OD compression valve pre-installed in a PVC box, with inter-locking wing flanges on each side. The wing flanges shall allow installation on a single stud, or between two studs using the included side brackets. No additional components shall be required for a between stud installation. Valves shall be a two-piece design, permitting field replacement, and shall be secured with a stainless steel retention clip. Valves are available with or without water hammer arrestors and shall be installed upright or inverted. The assembly shall include an emergency drain port for protection from supply hose leaks.

## MATERIALS

Outlet Box & Brackets	PVC
Valve Body	Forged Brass C46500 No Lead (Chrome Plated)
Valve Retention Clip	Stainless Steel
Valve O-Rings	NSF Approved EPDM (2)

## PERFORMANCE SPECIFICATIONS

Temperature Rating (Valve)	250° F / 121° C
Max Testing Pressure (Valve)	100 psi (Air) / 250 psi (Water)

## LISTINGS & CODE APPROVALS

Valves	ASME A112.18.1 / CSA B125.1 NSF / ANSI 61 & 372
Water Hammer Arrestors	ASSE 1010
Boxes	IAPMO-Listed, PS-54



## DIMENSIONS

[A]: Box Width	8.00"	[E]: Bracket Length	8.00"
[B]: Box Depth	3.38"	[F]: Faceplate Width	6.00"
[C]: Box Height	4.85"	[G]: Faceplate Height	6.45"
[D]: Bracket Width	4.00"	[H]: Faceplate Depth	1.25"

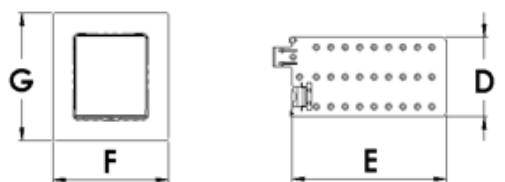
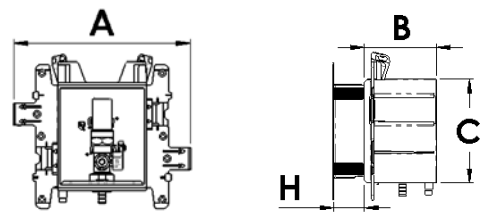

## PRODUCT SELECTOR

No Hammer Arrestors		Hammer Arrestors	
<input type="checkbox"/>	37897 TLT, Copper, NoHam, Std Pk	<input type="checkbox"/>	37905 TLT, Copper, Ham, Std Pk
<input type="checkbox"/>	37899 TLT, F1807-Brass, NoHam, Std Pk	<input type="checkbox"/>	37907 TLT, F1807-Brass, Ham, Std Pk
<input type="checkbox"/>	37900 TLT, F2159-PPSU, NoHam, Std Pk	<input type="checkbox"/>	37908 TLT, F2159-PPSU, Ham, Std Pk
<input type="checkbox"/>	37901 TLT, F1960-Brass, NoHam, Std Pk	<input type="checkbox"/>	37909 TLT, F1960-Brass, Ham, Std Pk
<input type="checkbox"/>	37902 TLT, F1960-PPSU, NoHam, Std Pk	<input type="checkbox"/>	37910 TLT, F1960-PPSU, Ham, Std Pk
<input type="checkbox"/>	37898 TLT, CPVC, NoHam, Std Pk	<input type="checkbox"/>	37906 TLT, CPVC, Ham, Std Pk
<input type="checkbox"/>	37904 TLT, Push Cnc, NoHam, Std Pk	<input type="checkbox"/>	37912 TLT, Push Cnc, Ham, Std Pk

- All products sold in case packs of 12.



### Accessory Components Included:



Access BIM/Revit content through [www.oatey.com](http://www.oatey.com)