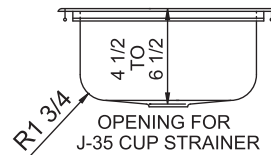
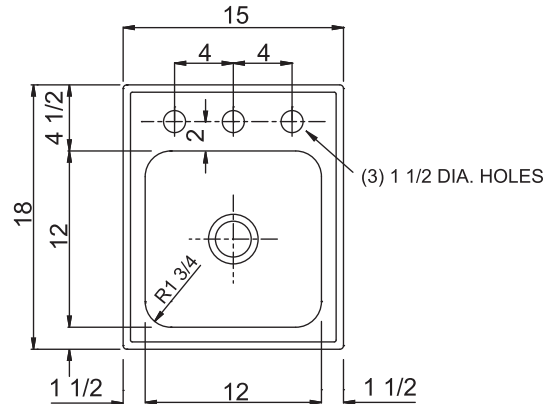
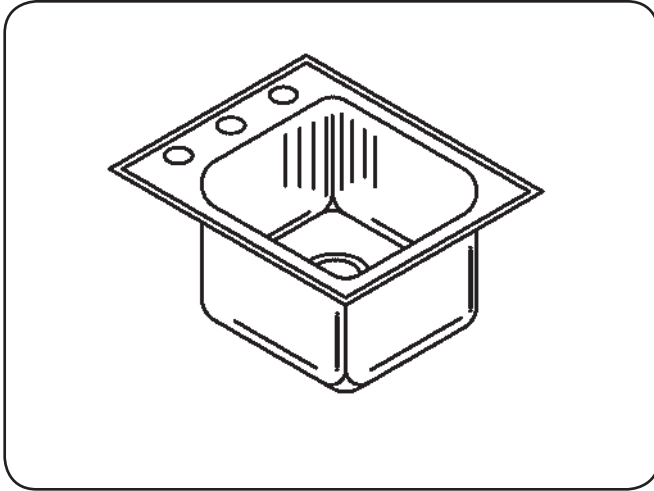




# SL-ADA-1815-A-GR

## STYLIST GROUP LEDGE TYPE - SINGLE BOWL 18 GAUGE



### SPECIFICATION

Seamless die-drawn construction of Type 304, 18-8 stainless steel. Interior and top surfaces polished to a non-porous Hand-Blended Just Finish with highlighted bowl rim. Fully coated underside insulated for sound and reduces condensation. Straight-sided compartment with radius corners provides greater capacity. Self-rimming top mount Grip-Rim Plus with stainless steel mounting channels. Conforms to ASME/ANSI A112.19.3M. Certified conformance with ASME A112.19.3/CSA B45.4, Canadian Standards (CSA), Uniform Plumbing Code (UPC) and International Plumbing Code (IPC) and Americans with Disabilities Act(ADA). Drain punch 3-1/2" centered for Just J-35 drain.

☐ **TYPE 316 STAINLESS STEEL** (Check if applicable)

| CUTOUT DIMENSIONS |               |               |
|-------------------|---------------|---------------|
| Model Number      | Front-to-Back | Left-to-Right |
| SL-ADA-1815-A-GR  | 17-1/4        | 14-1/4        |

|                                    |            |
|------------------------------------|------------|
| APPROVED FOR MANUFACTURING         |            |
| MODEL NO.: <b>SL-ADA-1815-A-GR</b> | QTY: _____ |
| JOB NAME: _____                    |            |
| TAG/ITEM: _____                    |            |
| CUSTOMER: _____                    |            |
| SIGNATURE: _____                   |            |

**3.84**

Gallon  
Capacity\*

### Capacity Matters

Max ID sizing with straight sided bowl configuration (non tapered sides). Tight corner radius design.

*\*Capacity is based on 6-1/2" Depths*

### FAUCET PUNCHING - MUST BE SPECIFIED

|   |                          |
|---|--------------------------|
| <input type="checkbox"/> (1) Hole Centered                          |                          |
| <input type="checkbox"/> (2) Holes on 4" centers                    |                          |
| <input type="checkbox"/> (3) Holes on 4" centers (illustrated)      |                          |
| <input type="checkbox"/> Alternate Punching:<br>Faucet Model: _____ | Punching Required: _____ |

### DEPTH - MUST BE SPECIFIED:

|                                      |                                  |                                      |                                  |                                      |  |
|--------------------------------------|----------------------------------|--------------------------------------|----------------------------------|--------------------------------------|--|
| <input type="checkbox"/> 4 1/2" DEEP | <input type="checkbox"/> 5" DEEP | <input type="checkbox"/> 5-1/2" DEEP | <input type="checkbox"/> 6" DEEP | <input type="checkbox"/> 6-1/2" DEEP |  |
|--------------------------------------|----------------------------------|--------------------------------------|----------------------------------|--------------------------------------|--|

### DRAIN LOCATION - MUST BE SPECIFIED:

|                                 |                                      |                                    |                                     |  |
|---------------------------------|--------------------------------------|------------------------------------|-------------------------------------|--|
| <input type="checkbox"/> CENTER | <input type="checkbox"/> CENTER REAR | <input type="checkbox"/> LEFT REAR | <input type="checkbox"/> RIGHT REAR |  |
|---------------------------------|--------------------------------------|------------------------------------|-------------------------------------|--|



JUST MFG. COMPANY CONTINUES TO MAKE QUALITY AND FUNCTIONALITY A MARK OF THE JUST PRODUCT LINE. TO DO SO REQUIRES THAT WE RESERVE THE RIGHT TO CHANGE PRODUCT INFORMATION WITHOUT NOTICE. DIMENSIONS MAY VARY AND ARE SUBJECT TO CHANGE WITHOUT NOTICE. NO RESPONSIBILITY IS ASSUMED FOR USE OF SUPERSEDED OR VOIDED DATA. FOR THE MOST CURRENT AND ACCURATE INFORMATION REGARDING THE COMPLETE LINE OF JUST SINKS, FAUCETS AND DRAINS, CLICK ON THE **SPEC LINE DRAWINGS** LINK ON OUR WEB SITE AT [www.justmfg.com](http://www.justmfg.com)

**JUST MANUFACTURING COMPANY**

9233 KING STREET . FRANKLIN PARK . ILLINOIS . 60131-2111

PH: 847-678-5150

FAX: 847-678-6817

E-MAIL: [custserv@justmfg.com](mailto:custserv@justmfg.com)

[www.justmfg.com](http://www.justmfg.com)