

60 x 32 x 20 ½ inches



FEATURES ~

- Ergonomic bathing well
- Sculpted armrests
- Pre-leveled wood base
- Slip resistant floor
- Premium cast acrylic surface
- Limited 10-year warranty

* Note: Availability of individual models varies by Regional Servicing Plant.
Please consult your price list and/or A/B model list for availability in your area.

COLOR OPTIONS

Stock	Upgraded
White	Biscuit

AVAILABLE SYSTEMS

WHIRLPOOL

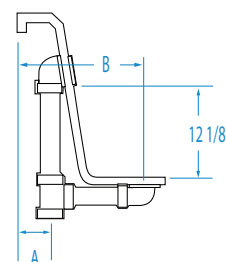
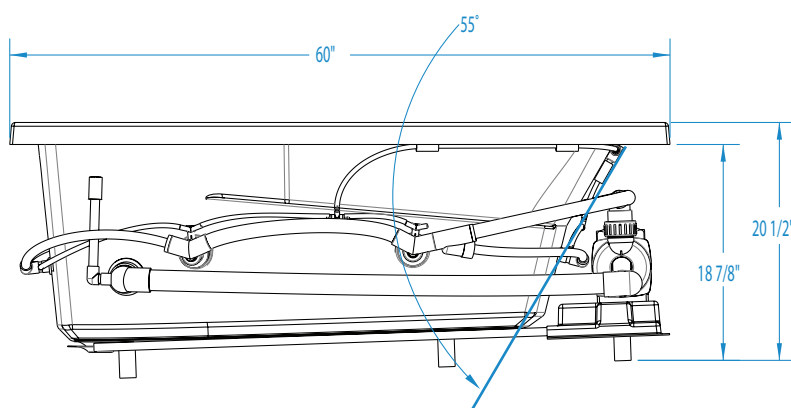
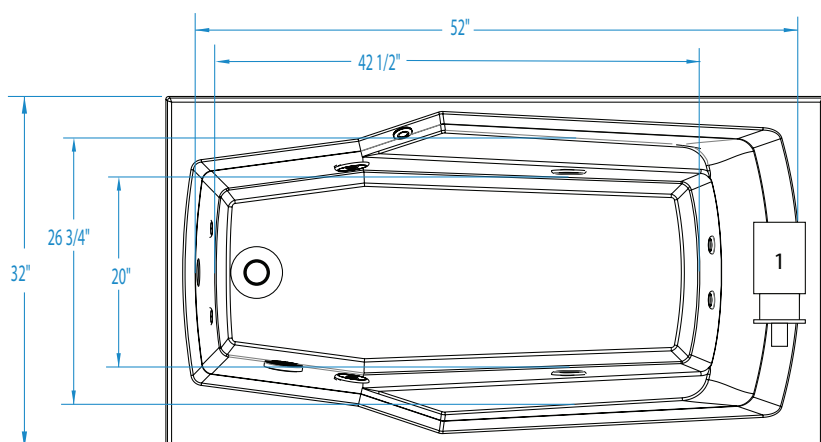
- Pneumatic on/off control
- 8 hydrotherapy jets
 - High-flow directional jets
 - Low-profile spinning micro-jets
- Whirlpool pump
- Safety suction system

AIR BATH

- Pneumatic on/off control
- Perimeter air system
- Single speed heated-air blower with purge and dry cycle

DERBY

60 x 32 x 20 1/2 inches



FEATURES

Dimensional Tolerance $\pm 3/8"$. Dimensions needed for site preparation should be measured from the unit. Aquatic assumes no responsibility for preparatory work.

Type and Model #	Material	Jets	Pump	Heater	Controls	Drain	Pkg. Wt. lbs
Soaker #3760620	Cast Acrylic	0	—	—	—	Universal	103
Whirlpool #3760621	Cast Acrylic	8	63 GPM	1.5kW inline (optional)	Pneumatic	Universal	153
Air Bath #3760620	Cast Acrylic	0	—	Inline	Pneumatic	Universal	133

DIMENSIONS inches

Width Overall / Net	Depth Overall / Net	Height Overall / Net	Skirt Height
60	32	20 1/2	—

SUMP DATA inches

Capacity to Overflow gal	Min. Operat- ing Capacity gal	WIDTH @ centerline		DEPTH @ centerline	
		Top	Bottom	Top	Bottom
50	45	52	42 1/2	26 3/4	20

PLUMBING DIMENSIONS inches

A	B	Drain to Overflow	Drain Diameter / Clearance
2 1/2	5 7/8	12 1/8	2 / 2 1/8

NOTES:

1) Where applicable, utilize cut-out templates packed with unit for deck cutouts.

2) 16 x 16 minimum access required at pump/blower location(s).

ELECTRICAL DATA

Component	Specification	Requirement
Pump	5 AMP; 120 V	15 AMP; 120V, separate circuit; Class A GFCI
Optional Heater (whirlpool model)	1.5KW; 12 AMP; 120 V	15 AMP; 120V, separate circuit; Class A GFCI
Heated Blower	5 AMP; 120 V	15 AMP; 120V, separate circuit; Class A GFCI

Each air bath is equipped with an air heating system to raise the temperature of the air entering the bath. This air temperature will be lower than the bathing temperature of the water, but will help reduce rapid decrease in water temperature. In addition, the air coming from the air jets will feel cool against the skin. This system does not heat the water.