



UNIT FINISHES


KITCHEN

HONEY COLOR SCHEME


CABINET: COUNTERTOP OPTIONS:



Wilsonart
Kalahri Topaz
4588K-07



Wilsonart
Tungsten EV
4814-60



Wilsonart
Western Suede
4871-60




Wilsonart
Vila Roca
4836-38

TOFFEE COLOR SCHEME

CABINET: COUNTERTOP OPTIONS:



Wilsonart
Kalahri Topaz
4588K-07



Wilsonart
Silicon Ev
4811-60



Wilsonart
Golden Travertine
1859K-55



Wilsonart
Vila Roca
4836-38

CAFE COLOR SCHEME

CABINET: COUNTERTOP OPTIONS:



Wilsonart
Kalahri Topaz
4588K-07



Wilsonart
Silicon Ev
4811-60



Wilsonart
Western Suede
4871-60



Wilsonart
Vila Roca
4836-38



View cabinet spec for door and box requirements:

[CABINET SPEC](#)

<https://www.poahbod.org/cabinetry>

View countertop spec for postform requirements:

[COUNTERTOP SPEC](#)

<https://www.poahbod.org/cabinetry#cabinetry-countertops>

PULLS AND SPLASH PLATE

PULLS:



Amerock

Allison Curved 96MM Pull
Satin Nickel
BP53003G10

SPLASH PLATE:




Broan

Reversible Backsplash
Almond
EP300108

(To be installed on wall behind stove - install with Almond finish facing out)

BATH:

SHOWER/ TUB SURROUND:



Swanstone

Bisque
(018)

Tub surround Spec:

<https://www.poahbod.org/plumbing#plumbing-index-tub-shower-surround>

VANITY:



Swanstone

Bisque
(018)


Vanity Spec:

<https://www.poahbod.org/plumbing#plumbing-index-vanity-sink>



PAINT:

WALLS:



**Sherwin
Williams**
6378
Crisp Linen
Eggshell

CEILINGS:



**Sherwin
Williams**
7002
Downy
Flat

TRIM:



**Sherwin
Williams**
7102
White Flour
Semi-gloss

DOORS:



**Sherwin
Williams**
7102
White Flour
Semi-gloss

For Sheetrock walls use:

- **Prime coat:** Sherwin Williams- ProMar 200 Zero VOC Latex Primer, B28W2600, at 4.0 mils wet, 1.5 mils dry.
- **Top coat:** Sherwin Williams- ProMar 200 Zero VOC Latex Semi-Gloss, B31-2600 Series, at 4.0 mils wet, 1.6 mils dry, per coat.

For all other wall types, see the Paint Spec.

<https://www.poahbod.org/paint>



UNIT FLOORING

REQUIRED DETAILS FOR ALL FLOORING TYPES:

- **UNIT TURNS:**
 - To achieve unit compartmentalization, seal joint from new flooring to existing wall with manufacturer approved joint sealant.
 - All new flooring requires a level subfloor free from cracks, bumps and excessive adhesive residue from former floors.
 - **Subcontractor must evaluate existing subfloor condition and include associated costs for necessary repairs in their bid.**
- **REHABS:**
 - Moisture testing is required in basement or slab on grade units.
 - To achieve unit compartmentalization, seal joint from new flooring to existing wall with manufacturer approved joint sealant.
 - All new flooring requires a level subfloor free from cracks, bumps and excessive adhesive residue from former floors.
 - **Subcontractor must evaluate existing subfloor condition and include associated costs for necessary repairs in their bid.**
- **NEW CONSTRUCTION:**
 - Follow compartmentalization/ air sealing per architect's details. If not included in details, highlight for architect.



VINYL PLANK OPTIONS:

Location: Kitchen, Bath, Living, Bedroom, Entry/Corridor.

Wear Layer: 12 mil

GLUE DOWN OPTIONS:

Subfloor condition: even, smooth, and free of cracks.


Size: 8" x 48" planks, 2.0mm thickness.



**Mohawk
Rexford
Merino
Glue-down**



**Mohawk
Rexford
Ashen Tan
Glue-down**




**Mohawk
Rexford
Sequoia
Glue-down**

FLOATING/CLICK OPTIONS:

Subfloor condition: uneven or has large cracks.

Size: 6" x 48" planks, 3.2mm thickness.



**Mohawk
Empress
Butterscotch
Floating/click**



**Mohawk
Empress
Butterscotch
Floating/click**

CARE & MAINTENANCE

<https://www.mohawkflooring.com/luxury-vinyl-tile/guides/luxury-vinyl-care-maintenance>



SHEET VINYL OPTIONS:

Location: Bath.

Size: 12'-0" wide rolls, 65 gauge thickness



**Mohawk
Divinity
Almond Spice**



**Mohawk
Divinity
Silver Screen**


REQUIRED DETAILS:

All seams must be **chemically welded**.

CARE & MAINTENANCE

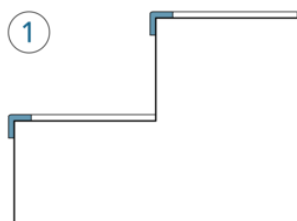
<https://www.mohawkflooring.com/luxury-vinyl-tile/guides/luxury-vinyl-care-maintenance>

STAIRS:



**Johnsonite
Vinyl Stair Treads**
Service Weight
22 Pearl CB

Based on the amount of stair traffic, pick one of the following solutions:



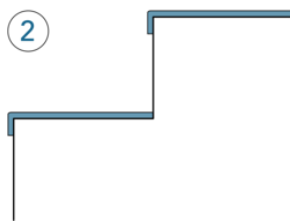
LIGHT TRAFFIC

NOSING

Nosing: Vinyl

Tread: Flooring Material

Riser: Painted

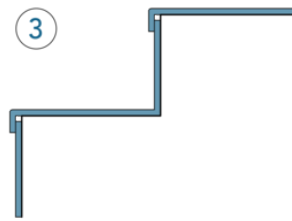


MEDIUM TRAFFIC

TREAD

Nosing/Tread: Vinyl

Riser: Painted




HEAVY TRAFFIC

TREAD + INTEGRATED RISER

All vinyl

RUBBER BASE

- Suggested Manufacturers: Armstrong, Mannington, Johnsonite
- Type TV (vinyl thermoplastic); Group I (solid, homogeneous)
- Length: **Coil stock ONLY**, in manufacturer's standard length
- Size: 4 inches in height, 0.125" min. thickness, and Cove style




Johnsonite

Baseworks

Toe 4"

34 Almond




Johnsonite

Baseworks

Toe 4"

09 Clay



Johnsonite

Baseworks

Toe 4"

280 Shoreline

CORNER INSTALLATION:



Factory Made Outside Corners:

Install factory made outside corners before installing wall base.



Field-Made Inside Corners:

Use a utility knife to score the back and notch out the base for inside corners.