

TABLE OF CONTENTS

Flashing & Exterior Trim

Z Flashing	1
Drip Cap	2
Head Flashing	2
Window Flashing	2
Angle Flashing	3
Turnback Angle Flashing.....	4
120° Flashing.....	4
Step Flashing	5
Flat Flashing.....	6
Apron Flashing.....	7
Counter Flashing.....	7
Dormer Flashing	7

Valley Flashings

Formed Valley	8
Rolled Valley.....	9

Roof Edge

Style "A" Galvanized.....	14
Style "A" Painted.....	15
Style "A" Painted Embossed ...	16
Style "A" Aluminum	16
Style "G" Unhemmed	17
Gutter Apron	17
Eave Drip Style "D".....	18
Style "D" Long DL.....	19
Style "D" Painted	20
Gravel Guard	21
Modified Roof Edge	21

Concrete & Masonry

Termite Shield	22
Cavity Caps	22
Pier Caps	22

Builder Hardware

Mobile Home Skirting	22
Tin Caps	23
Pipe Boots & Flashings	23

Delivery

Normal delivery for products shown in this catalog is 5-7 working days.

Ventilation

Roof Jacks - Galvanized	24
Roof Jacks - Tapered	25
Roof Jacks - Painted	25
Gable Louvers - Rectangle	26
Gable Louvers - Round	26
Triangle Louvers.....	26

Construction Hardware

Rod Chairs	27
Wall Tie.....	27
T-Wall Brace.....	27
H-Molding	27
Siding Corners	28
Siding Joint Covers.....	28
Siding Starter Strip	28
Plywood Clips.....	28

Drywall Accessories

Corner Bead	29
Bullnose Corner Bead.....	29
Vinyl Corner Bead.....	29
Vinyl Bullnose Corner Bead	29
Vinyl Arched Corner Bead.....	30
"J" Bead	30
"L" Bead	30

Stucco & Plaster

Diamond Mesh Lath.....	31
------------------------	----

Safety Equipment

Roof Top Safety Kits	31
Roof Brackets.....	31

Metal Roofing Products

Corrugated	32
5V Crimp	32
SM Rib.....	32
Ridge Roll.....	33
Accessories.....	33
Colors	34



Quality Assurance

Good sheet metal practices demand that trim and flashing products be accurate and consistently manufactured to precision tolerances. We are committed to the highest in **Total Product Quality** by employing the latest in roll forming technology; producing products as efficiently as possible.

Custom Products

Dot Metal Products offers a broad line of metals with varied thickness and finish specifications. Special orders are available. Please contact your Dot representative for assistance and pricing for special order fabrications.

Tech Support & Customer Service: Mon.-Fri. (8 - 5) at **800-330-8409**



Service Area

Texas, New Mexico, Kansas, Oklahoma, Missouri, Arkansas, Louisiana

Dot Metal Products

18757 Bracken Drive, San Antonio, TX 78266 • Phone: 800-331-9966 • Phone: 210-651-6331 • Fax: 210-651-0657
14418 Smith Road, Humble, TX 77396 • Phone: 800-372-9100 • Phone: 281-590-2266 • Fax: 281-590-2278



Z FLASHING

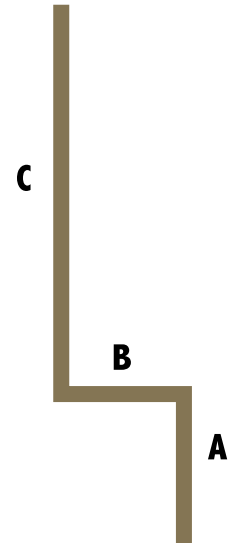
Design Features: Protects top edge of siding sheets from water infiltration.

Material: Galvanized Steel

Footnotes: 10' length, Various bundle/pallet quantities

"Z" BAR FLASHING

Item #	Description	A x B x C	Pack
17833	Z FLASH GZ HT	3/8" X 3/4" X 1-7/8"	50
17837	Z FLASH GZ HT	5/8" X 3/8" X 2"	50
97687	Z FLASH GZ HT	3/8" X 5/8" X 2"	50
02105	Z FLASH GZ ST	1/2" X 1/2" X 1"	25
02115	Z FLASH GZ ST	1/2" X 1/2" X 2"	25
02103	Z FLASH GZ ST	1/2" X 3/8" X 1-1/8"	25
02113	Z FLASH GZ ST	1/2" X 3/8" X 2-1/8"	25
17845	Z FLASH GZ ST	1/2" X 5/8" X 7/8"	50
02117	Z FLASH GZ ST	1/2" X 5/8" X 1-7/8"	25
02109	Z FLASH GZ ST	1/2" X 7/16" X 1-1/16"	50
02119	Z FLASH GZ ST	1/2" X 7/16" X 2-1/16"	50
02121	Z FLASH GZ ST	1/2" X 3/4" X 1-3/4"	50
02111	Z FLASH GZ ST	1/2" X 3/4" X 3/4"	25
02116	Z FLASH GZ ST	1/2" X 1-1/4" X 1-1/4"	25
05083	Z FLASH GZ ST	1/2" X 1-1/4" X 2-1/4"	25
02125	Z FLASH GZ ST	1/2" X 1-1/2" X 2"	25
ZB5G-26	Z FLASH GZ 26	2" X 1" X 2"	25



CODES

GZ	Galvanized
GM	Galvalume®
ST	Standard Gauge
HT	Econo Gauge Steel
EC	Econo Gauge Aluminum
AL	Aluminum
EMB	Embossed (Woodgrain)



DRIP CAP - HEAD FLASHING

Design Features: Protects top edge of doors & windows from water infiltration.

Material: Galvanized, Painted, Steel, Aluminum

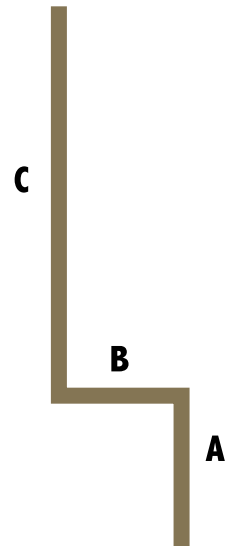
Footnotes: 10' length, Various bundle/pallet quantities

DRIP CAP

Item	Description	A x B x C	Pack
90010	DRIP CAP GZ ST	1/4" X 1" X 1-3/4"	50
90003	DRIP CAP GZ ST	5/8" X 1-3/16" X 1-1/2"	50
90017	DRIP CAP GZ ST	1/4" X 1-1/4" X 1-1/2"	50
10133-1	DRIP CAP GZ ST	1/4" X 1-3/8" X 1-3/8"	50
10112-1	DRIP CAP GZ ST	1/4" X 1-1/2" X 1-1/4"	50
90019	DRIP CAP GZ ST	1/4" X 1 3/4" X 1"	50
90124	DRIP CAP AL ST	1/4" X 1-1/4" X 1-1/2" WHITE	50
90123	DRIP CAP AL ST	1/4" X 1/2" X 1-1/4" WHITE	25

HEAD FLASHING

02087	HEAD FLASH GZ ST	1/4" X 7/16" X 1-5/16"	25
02085	HEAD FLASH GZ ST	1/4" X 5/8" X 1-1/8"	25
02089	HEAD FLASH GZ ST	1/4" X 3/4" X 1"	25
02093	HEAD FLASH GZ ST	1/4" X 1-1/4" X 1-1/2"	25
02095	HEAD FLASH GZ ST	1/4" X 1-1/2" X 2-1/4"	25
02101	HEAD FLASH GZ ST	1/4" X 2" X 1-3/4"	25



WINDOW FLASHING

01496	WINDOW FLASH GZ ST	1/2" X 1-1/4" X 4"	25
91030	WINDOW FLASH GZ ST	1/2" X 1-1/2" X 6"	25
04016	WINDOW FLASH GZ ST	1/2" X 3-1/2" X 2-1/2"	25
01497	WINDOW FLASH GZ ST	1/2" X 7" X 4-1/2"	25
18523	WINDOW FLASH GZ ST	1/2" X 2 1/2" X 2"	25
19801	WINDOW FLASH GZ ST	3" X 1-1/2" X 1/2"	25
04013	WINDOW FLASH GZ ST	6-1/4" X 3/4" X 1/2"	25
04305	WINDOW FLASH GZ ST	8" X 3/4" X 1/2"	25

CODES

GZ	Galvanized
GM	Galvalume®
ST	Standard Gauge
HT	Econo Gauge Steel
EC	Econo Gauge Aluminum
AL	Aluminum
EMB	Embossed (Woodgrain)



ANGLE FLASHING

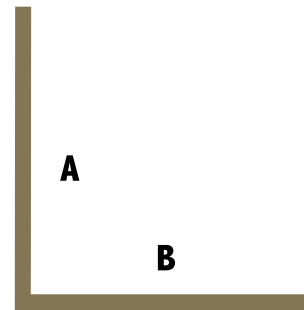
Design Features: Protects against leaks at end wall, sidewall, & tile pan rooftop applications.

Material: Galvanized Steel

Footnotes: 10' length, Various bundle/pallet quantities

90 DEGREE ANGLE FLASHING

Item	Description	A x B x C	Pack
08398	ANGLE FLASH GZ ST	4" X 4" WWOOD	25
02027	ANGLE FLASH GZ ST	3" X 3"	25
02029	ANGLE FLASH GZ ST	3" X 5"	25
03973	ANGLE FLASH GZ ST	3" X 9"	25
02031	ANGLE FLASH GZ ST	4" X 4"	25
02033	ANGLE FLASH GZ ST	4" X 5"	25
02037	ANGLE FLASH GZ ST	4" X 6"	25
02035	ANGLE FLASH GZ ST	5" X 5"	25
04380	ANGLE FLASH GZ ST	6" X 5"	25
02041	ANGLE FLASH GZ ST	6" X 6"	25
02043	ANGLE FLASH GZ 28	3" X 5"	25
02024	ANGLE FLASH GZ 28	3" X 5" HEMMED	10
02042	ANGLE FLASH GZ 28	4" X 4"	25
02034	ANGLE FLASH GZ 28	4" X 5"	25
02017	ANGLE FLASH GZ 28	4" X 6"	25
02046	ANGLE FLASH GZ 28	6" X 6"	25
02526	ANGLE FLASH GZ 28	6" X 11-1/2"	25
02011	ANGLE FLASH GZ 26	2" X 4"	25
02028	ANGLE FLASH GZ 26	3" X 3"	25
02044	ANGLE FLASH GZ 26	4" X 4"	25
10110	ANGLE FLASH GZ 26	4" X 5"	25



CODES

- GZ** Galvanized
- GM** Galvalume®
- ST** Standard Gauge
- HT** Econo Gauge Steel
- EC** Econo Gauge Aluminum
- AL** Aluminum
- EMB** Embossed (Woodgrain)

ANGLE FLASHING

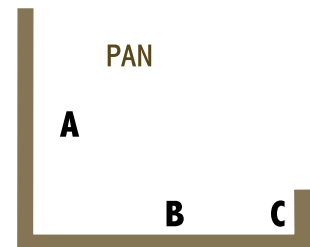
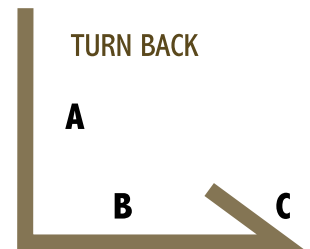
Design Features: Protects against leaks at end wall, sidewall, & tile pan roof top applications.

Material: Galvanized Steel

Footnotes: 10' length, Various bundle/pallet quantities

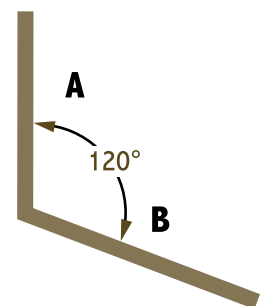
TURNBACK FLASHING - GALVANIZED

Item	Description	A x B x C	Pack
10172	TURNBACK FLASH GZ HT	4" X 4" X 1/2"	20
10176	TURNBACK FLASH GZ HT	4" X 5" X 1/2"	20
07509	TURNBACK FLASH GZ HT	6" X 5 1/2" X 1/2"	20
02053	TURNBACK FLASH GZ ST	4" X 4" X 1/2"	20
02555	TURNBACK FLASH GZ ST	4" X 4 1/2" X 1/2"	20
02061	TURNBACK FLASH GZ ST	6" X 5 1/2" X 1/2"	20
02063	TURNBACK FLASH GZ ST	6" X 6" X 1/2"	20
02022	TURNBACK FLASH GZ ST	6" X 11 1/2" X 1/2"	20
91010	TURNBACK FLASH GZ ST	10" X 10" X 1/2"	20
10138	TURNBACK FLASH GZ 28	4" X 4" X 1/2"	20
02554	TURNBACK FLASH GZ 28	4" X 4 1/2" X 1/2"	20
02557	TURNBACK FLASH GZ 28	4" X 5" X 1/2"	20
02023	TURNBACK FLASH GZ 28	5" X 4 1/2" X 1/2"	20
07503	TURNBACK FLASH GZ 26	4" X 4" X 1/2"	20
02320	TURNBACK FLASH GZ 26	4" X 5 1/2" X 1/2"	20
07504	TURNBACK FLASH GZ 26	5" X 4 1/2" X 1/2"	20
03297	ANGLE FLASH GZ 26	5-1/2" X 8" X 1/2" PAN	20



120 DEGREE FLASHING - GALVANIZED

02389	ANGLE FLASH GZ ST	4" X 4" 120 DEGREE	25
02154	ANGLE FLASH GZ ST	4" X 5" 120 DEGREE	25
02098	ANGLE FLASH GZ 28	4" X 5" 120 DEGREE	25
02020	ANGLE FLASH GZ 26	4" X 6" 120D REV HEM	25



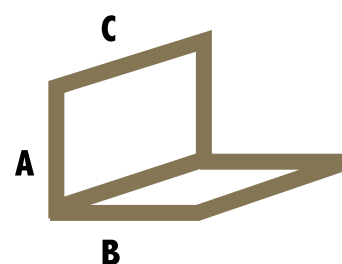
STEP FLASHING

Design Features: Separate pieces of Step Flashing are installed as each course of shingles are applied. This step application allows for all fasteners to be concealed.

Material: Aluminum and Galvanized Steel • Pallet quantities vary


STEP FLASHING SHINGLES - GALVANIZED

Item	Description	A x B x C	Pack
11996	SHINGLE STEP GZ ST	2" X 3" X 7"	100
12020	SHINGLE STEP GZ HT	4" X 4" X 8" (BOXED)	100
12018	SHINGLE STEP GZ ST	4" X 4" X 8" (BANDED)	100
01774	SHINGLE STEP GZ ST	4" X 4" X 10"	100
01784	SHINGLE STEP GZ ST	4" X 6" X 14"	50
11992	SHINGLE STEP GZ ST	5" X 5" X 7"	100
01779	SHINGLE STEP GZ ST	6" X 6" X 10"	50




STEP FLASHING SHINGLES - GALVANIZED PAINTED

01789	SHINGLE STEP GZ ST	4" X 4" X 8" BRN	100
08374	SHINGLE STEP GZ ST	4" X 4" X 8" WWOOD	100
04246	SHINGLE STEP GZ ST	4" X 6" X 14" WWOOD	50



STEP FLASHING SHINGLES - ALUMINUM

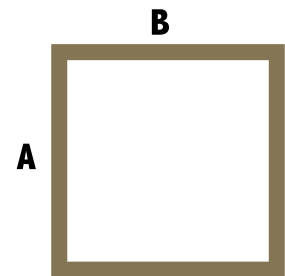
10402-1	SHINGLE STEP AL EC	2-1/2" X 2-1/2" X 7"	100
10397-1	SHINGLE STEP AL EC	3" X 5" X 7"	100
01765	SHINGLE STEP AL EC	4" X 4" X 8"	100
10399-1	SHINGLE STEP AL ST	4" X 4" X 12" WWOOD	100



FLAT FLASHING

FLAT FLASHING SHINGLES - GALVANIZED

Item	Description	A x B	Pack
90000	SHINGLE FLAT GZ ST	5" X 7" BOXED	100
01757	SHINGLE FLAT GZ ST	5" X 7" BANDED	100
10403-1	SHINGLE FLAT GZ ST	6" X 8"	100
01762	SHINGLE FLAT GZ ST	7" X 8"	100
01764	SHINGLE FLAT GZ ST	8" X 8" BANDED	100
10406-1	SHINGLE FLAT GZ ST	8" X 14"	50



FLAT FLASHING SHINGLES - GALVANIZED PAINTED

01759	SHINGLE FLAT GZ ST	5" X 7" BRN/WWOOD	100
10436-1	SHINGLE FLAT GZ ST	6" X 8" BLACK	100
10405-1	SHINGLE FLAT GZ ST	6" X 8" WWOOD	100
01763	SHINGLE FLAT GZ ST	7" X 8" WWOOD	100
08377	SHINGLE FLAT GZ ST	8" X 8" ALMOND/BLACK	100
08372	SHINGLE FLAT GZ ST	8" X 8" BRN/WWOOD	100
01038	SHINGLE FLAT GZ ST	8" X 8" WWOOD/WHITE	100
08380	SHINGLE FLAT GZ ST	8" X 14" BRN/WWOOD	50
01040	SHINGLE FLAT GZ ST	9" X 12" BRN/WWOOD	50



CODES

GZ	Galvanized
GM	Galvalume®
ST	Standard Gauge
HT	Econo Gauge Steel
EC	Econo Gauge Aluminum
AL	Aluminum
EMB	Embossed (Woodgrain)



APRON/DORMER FLASHING

Design Features: Protects roofing from water damage; wall to roof connections typically beneath a dormer.

Material: Galvanized Steel

Footnote: Pallet quantities vary , 10' Lengths

APRON FLASHING / GALVANIZED

Item	Description	Pack
11905	APRON FLASHING GZ ST 7-1/2"	20
11889	APRON FLASHING GZ 26 7-1/2"	20

COUNTER FLASHING / GALVANIZED

03446	COUNTER FLASHING GZ 26 5" SURFACE MOUNT	25
02075	COUNTER FLASHING GZ ST 6" SAW-JOINT	25
03339	COUNTER FLASHING GZ ST 6" SAW-JOINT	25
02077	COUNTER FLASHING GZ ST 6" SAW-JOINT	25
08400	COUNTER FLASHING GZ ST 6" SAW-JOINT BLACK	25
08386	COUNTER FLASHING GZ ST 6" SAW-JOINT BROWN	25
08387	COUNTER FLASHING GZ ST 6" SAW-JOINT WWOOD	25
02076	COUNTER FLASHING GZ 28 6" SAW-JOINT	25



DORMER FLASHING

Design Features: Directs rain water run-off away from entrances and other structures.

Material: Galvanized Steel, Aluminum

Footnote: 10' Lengths

WATER DIVERTER

02067	WATER DIVERTER GZ ST 6"	20
17690	WATER DIVERTER GZ ST 7-1/2"	20



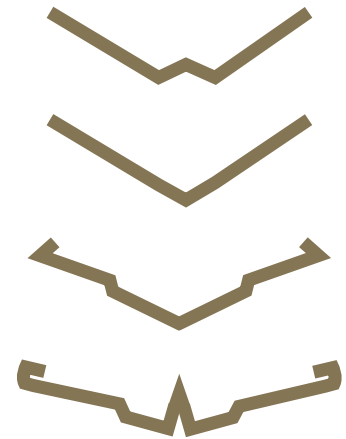
FORMED VALLEY

Design Features: Protects roof valleys from water infiltration.

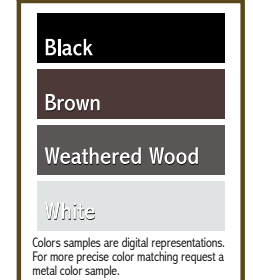
Footnotes: W-Valley, V-Valley and specialty Valley available. 10' Lengths

FORMED VALLEY

Item	Description	Size	Pack
03346	VALLEY "W" GZ HT	18"	10
14909	VALLEY "W" GZ HT	18" OPEN HEM	10
01543	VALLEY "W" GZ ST	18"	10
14907	VALLEY "W" GZ ST	18" OPEN HEM	10
01428	VALLEY "W" GZ ST	18" OPEN HEM BROWN	10
01735	VALLEY "W" GZ ST	18" OPEN HEM WWOOD	10
03345	VALLEY "W" GZ ST	18" WWOOD	10
01547	VALLEY "W" GZ ST	20"	10
10464-1	VALLEY "W" GZ ST	20" BLACK	10
01565	VALLEY "W" GZ ST	20" BROWN	10
10462-1	VALLEY "W" GZ ST	20" WHITE	10
01566	VALLEY "W" GZ ST	20" WWOOD	10
01551	VALLEY "W" GZ ST	24"	10
05180	VALLEY "W" GZ ST	24" BLACK	10
01567	VALLEY "W" GZ ST	24" BROWN	10
01552	VALLEY "W" GZ ST	24" WWOOD	10
01569	VALLEY "W" GZ ST	24" OPEN HEM WWOOD	10
10108-1	VALLEY "W" GZ ST	24" X 96" WWOOD	10
01556	VALLEY "W" GZ 28	20"	10
01397	VALLEY "W" GZ 28	20" BROWN	10
01396	VALLEY "W" GZ 28	20" WWOOD	10
01558	VALLEY "W" GZ 28	24"	10
01554	VALLEY "W" GZ 28	24" OPEN HEM	10
01399	VALLEY "W" GZ 28	24" BROWN	10
01398	VALLEY "W" GZ 28	24" WWOOD	10
01550	VALLEY "W" GZ 26	18"	10
14868	VALLEY "W" GZ 26	18" OPEN HEM	10
01555	VALLEY "W" GZ 26	20"	10
01513	VALLEY "W" GZ 26	20" WWOOD	10
01559	VALLEY "W" GZ 26	24"	10
01561	VALLEY "W" GZ 26	24" OPEN HEM	10
01755	VALLEY "W" GZ 26	24" WWOOD	10
12044	VALLEY "V" GZ ST	15" OPEN HEM	10
21438	VALLEY "V" GZ 26	15"	10
12032	VALLEY "V" GZ 26	15" OPEN HEM	10
12035	VALLEY "V" GZ 26	18"	10
12037	VALLEY "V" GZ 26	18" OPEN HEM	10
16461	VALLEY GZ 26 18"	SHREV. OPEN HEM	10
17657	VALLEY GZ 26 20"	WATER BREAK	10



FLASHING & TRIM COLORS



CODES

GZ	Galvanized
GM	Galvalume®
ST	Standard Gauge
HT	Econo Gauge Steel
EC	Econo Gauge Aluminum
AL	Aluminum
EMB	Embossed (Woodgrain)

ROLLED VALLEY

ROLLED VALLEY - GALVANIZED - ECONOMY GA. - 10'

Item	Description		Pack
01581	VALLEY ROLL GZ HT	4" X 10'	200
17472	VALLEY ROLL GZ HT	6" X 10'	200
01587	VALLEY ROLL GZ HT	8" X 10'	200
17404	VALLEY ROLL GZ HT	10" X 10'	150
01591	VALLEY ROLL GZ HT	12" X 10'	100
17420	VALLEY ROLL GZ HT	14" X 10'	100
01595	VALLEY ROLL GZ HT	16" X 10'	100
01597	VALLEY ROLL GZ HT	18" X 10'	100
17439	VALLEY ROLL GZ HT	20" X 10'	100
01601	VALLEY ROLL GZ HT	24" X 10'	100
01603	VALLEY ROLL GZ HT	30" X 10'	00
01605	VALLEY ROLL GZ HT	36" X 10'	100



ROLLED VALLEY - GALVANIZED - STANDARD GA. - 10'

01580	VALLEY ROLL GZ ST	4" X 10'	200
01584	VALLEY ROLL GZ ST	6" X 10'	200
01586	VALLEY ROLL GZ ST	8" X 10'	200
01588	VALLEY ROLL GZ ST	10" X 10'	150
01590	VALLEY ROLL GZ ST	12" X 10'	100
01592	VALLEY ROLL GZ ST	14" X 10'	100
01594	VALLEY ROLL GZ ST	16" X 10'	100
01596	VALLEY ROLL GZ ST	18" X 10'	100
01598	VALLEY ROLL GZ ST	20" X 10'	100
01600	VALLEY ROLL GZ ST	24" X 10'	100
01602	VALLEY ROLL GZ ST	30" X 10'	100
01604	VALLEY ROLL GZ ST	36" X 10'	100

ROLLED VALLEY - GALVANIZED - ECONOMY GA. - 25'

01607	VALLEY ROLL GZ HT	4" X 25'	100
01611	VALLEY ROLL GZ HT	6" X 25'	100
17482	VALLEY ROLL GZ HT	8" X 25'	100
17406	VALLEY ROLL GZ HT	10" X 25'	75
17415	VALLEY ROLL GZ HT	12" X 25'	75
17422	VALLEY ROLL GZ HT	14" X 25'	75
01621	VALLEY ROLL GZ HT	16" X 25'	50
01623	VALLEY ROLL GZ HT	18" X 25'	50
17441	VALLEY ROLL GZ HT	20" X 25'	50
01627	VALLEY ROLL GZ HT	24" X 25'	50
01655	VALLEY ROLL GZ HT	30" X 25'	50
01679	VALLEY ROLL GZ HT	36" X 25'	25

CODES

GZ	Galvanized
GM	Galvalume®
ST	Standard Gauge
HT	Econo Gauge Steel
EC	Econo Gauge Aluminum
AL	Aluminum
EMB	Embossed (Woodgrain)

ROLLED VALLEY

VALLEY ROLL - GALVANIZED - STANDARD GA. - 25'

Item	Description		Pack
01606	VALLEY ROLL GZ ST	4" X 25'	100
01610	VALLEY ROLL GZ ST	6" X 25'	100
01612	VALLEY ROLL GZ ST	8" X 25'	100
01614	VALLEY ROLL GZ ST	10" X 25'	75
01616	VALLEY ROLL GZ ST	12" X 25'	75
01618	VALLEY ROLL GZ ST	14" X 25'	75
01620	VALLEY ROLL GZ ST	16" X 25'	50
01622	VALLEY ROLL GZ ST	18" X 25'	50
01624	VALLEY ROLL GZ ST	20" X 25'	50
01626	VALLEY ROLL GZ ST	24" X 25'	50
01628	VALLEY ROLL GZ ST	30" X 25'	50
01630	VALLEY ROLL GZ ST	36" X 25'	25



VALLEY ROLL - GALVANIZED - ECONOMY GA. - 50'

17465	VALLEY ROLL GZ HT	4" X 50'	100
17471	VALLEY ROLL GZ HT	6" X 50'	100
17479	VALLEY ROLL GZ HT	8" X 50'	100
17403	VALLEY ROLL GZ HT	10" X 50'	75
17412	VALLEY ROLL GZ HT	12" X 50'	75
17419	VALLEY ROLL GZ HT	14" X 50'	75
01704	VALLEY ROLL GZ HT	16" X 50'	50
01706	VALLEY ROLL GZ HT	18" X 50'	50
17438	VALLEY ROLL GZ HT	20" X 50'	25
17446	VALLEY ROLL GZ HT	24" X 50'	25
01712	VALLEY ROLL GZ HT	30" X 50'	25
01714	VALLEY ROLL GZ HT	36" X 50'	25

VALLEY ROLL - GALVANIZED - STANDARD GA. - 50'

01634	VALLEY ROLL GZ ST	4" X 50'	100
01638	VALLEY ROLL GZ ST	6" X 50'	100
01640	VALLEY ROLL GZ ST	8" X 50'	100
01642	VALLEY ROLL GZ ST	10" X 50'	75
01644	VALLEY ROLL GZ ST	12" X 50'	75
17416	VALLEY ROLL GZ ST	14" X 50'	75
17423	VALLEY ROLL GZ ST	16" X 50'	50
01650	VALLEY ROLL GZ ST	18" X 50'	50
17435	VALLEY ROLL GZ ST	20" X 50'	25
17442	VALLEY ROLL GZ ST	24" X 50'	25
01656	VALLEY ROLL GZ ST	30" X 50'	25
17458	VALLEY ROLL GZ ST	36" X 50'	25

CODES

GZ	Galvanized
GM	Galvalume®
ST	Standard Gauge
HT	Econo Gauge Steel
EC	Econo Gauge Aluminum
AL	Aluminum
EMB	Embossed (Woodgrain)



ROLLED VALLEY

VALLEY ROLL - GALVANIZED - 28 & 26 GA. - 50'

Item	Description	Pack
01657	VALLEY ROLL GZ 28 18" X 50'	50
17247	VALLEY ROLL GZ 28 20" X 50'	25
17241	VALLEY ROLL GZ 26 6" X 50'	100
17242	VALLEY ROLL GZ 26 8" X 50'	100
17222	VALLEY ROLL GZ 26 16" X 50'	50
01673	VALLEY ROLL GZ 26 18" X 50'	50
17226	VALLEY ROLL GZ 26 20" X 50'	25
01664	VALLEY ROLL GZ 26 24" X 50'	25
17238	VALLEY ROLL GZ 26 36" X 50'	25



VALLEY ROLL - PAINTED - STANDARD GA. - 50'

10355-1	VALLEY ROLL GZ ST 4" X 50'	BRN/WOOD	100
10356-1	VALLEY ROLL GZ ST 4" X 50'	WWOOD/WHITE	100
10358-1	VALLEY ROLL GZ ST 6" X 50'	BRN/WOOD	100
10359-1	VALLEY ROLL GZ ST 6" X 50'	WWOOD/WHITE	100
10361-1	VALLEY ROLL GZ ST 8" X 50'	BRN/WOOD	100
04754	VALLEY ROLL GZ ST 10" X 50'	BLACK	75
10345-1	VALLEY ROLL GZ ST 10" X 50'	BRN/WOOD	75
01441	VALLEY ROLL GZ ST 18" X 50'	BRN/WOOD	50
90098	VALLEY ROLL GZ ST 20" X 50'	BLACK	25
01723	VALLEY ROLL GZ ST 20" X 50'	BRN/WOOD	25
02324	VALLEY ROLL GZ ST 24" X 50'	BRN/WOOD	25

VALLEY ROLL - PAINTED - 26 GA. - 50'

01747	VALLEY ROLL GZ 26 4" X 50'	WWOOD	100
01749	VALLEY ROLL GZ 26 8" X 50'	WWOOD	100
01748	VALLEY ROLL GZ 26 20" X 50'	WWOOD	25

FLASHING & TRIM COLORS

Almond
Black
Brown
Chesser Gray
Tan
Weathered Wood
White

Colors samples are digital representations. For more precise color matching request a metal color sample.

CODES

GZ	Galvanized
GM	Galvalume®
ST	Standard Gauge
HT	Econo Gauge Steel
EC	Econo Gauge Aluminum
AL	Aluminum
EMB	Embossed (Woodgrain)



ROLLED VALLEY

VALLEY ROLL - ALUMINUM - ECONOMY GA. - 10'

Item	Description		Pack
10366-1	VALLEY ROLL AL EC	4" X 10'	25
01641	VALLEY ROLL AL EC	6" X 10'	25
01681	VALLEY ROLL AL EC	8" X 10'	25
17275	VALLEY ROLL AL EC	10" X 10'	25
01649	VALLEY ROLL AL EC	12" X 10'	25
17306	VALLEY ROLL AL EC	14" X 10'	25
01941	VALLEY ROLL AL EC	16" X 10'	25
10362-1	VALLEY ROLL AL EC	18" X 10'	25
17339	VALLEY ROLL AL EC	20" X 10'	25
17359	VALLEY ROLL AL EC	24" X 10'	25



VALLEY ROLL - ALUMINUM - ECONOMY GA. - 25'

10371-1	VALLEY ROLL AL EC	4" X 25'	25
RV625A	VALLEY ROLL AL EC	6" X 25'	25
17393	VALLEY ROLL AL EC	8" X 25'	25
17277	VALLEY ROLL AL EC	10" X 25'	25
17293	VALLEY ROLL AL EC	12" X 25'	25
01637	VALLEY ROLL AL EC	14" X 25'	25
17330	VALLEY ROLL AL EC	16" X 25'	25
10367-1	VALLEY ROLL AL EC	18" X 25'	25
01639	VALLEY ROLL AL EC	20" X 25'	25
17355	VALLEY ROLL AL EC	24" X 25'	25

VALLEY ROLL - ALUMINUM - ECONOMY GA. - 50'

01668	VALLEY ROLL AL EC	4" X 50'	25
17387	VALLEY ROLL AL EC	6" X 50'	25
17390	VALLEY ROLL AL EC	8" X 50'	25
17208	VALLEY ROLL AL EC	10" X 50'	25
17290	VALLEY ROLL AL EC	12" X 50'	25
17210	VALLEY ROLL AL EC	14" X 50'	25
17318	VALLEY ROLL AL EC	16" X 50'	25
17332	VALLEY ROLL AL EC	18" X 50'	25
17212	VALLEY ROLL AL EC	20" X 50'	25
17352	VALLEY ROLL AL EC	24" X 50'	25
01688	VALLEY ROLL AL EC	30" X 50'	25
17369	VALLEY ROLL AL EC	36" X 50'	25

CODES

GZ	Galvanized
GM	Galvalume®
ST	Standard Gauge
HT	Econo Gauge Steel
EC	Econo Gauge Aluminum
AL	Aluminum
EMB	Embossed (Woodgrain)

ROLLED VALLEY

VALLEY ROLL - ALUMINUM - PAINTED - STANDARD & 28 GA. / 10'

Item	Description			Pack
10378-1	VALLEY ROLL AL ST	8" X 10'	WHITE/BROWN	25
17191	VALLEY ROLL AL ST	10" X 10'	WHITE/BROWN	25
01288	VALLEY ROLL AL ST	12" X 10'	WHITE/BROWN	25
17197	VALLEY ROLL AL ST	14" X 10'	WHITE/BROWN	25
10375-1	VALLEY ROLL AL ST	20" X 10'	WHITE/BROWN	25
10376-1	VALLEY ROLL AL 28	4" X 10'	WHITE/BROWN	25

VALLEY ROLL - ALUMINUM - PAINTED - STANDARD GA. / 25'

10285-1	VALLEY ROLL AL ST	8" X 25'	WHITE/BROWN	25
10379-1	VALLEY ROLL AL ST	10" X 25'	WHITE/BROWN	25
10380-1	VALLEY ROLL AL ST	12" X 25'	WHITE/BROWN	25

VALLEY ROLL - ALUMINUM - PAINTED - STANDARD & 28 GA. / 50'

10305-1	VALLEY ROLL AL ST	8" X 50'	WHITE/BROWN	25
02703	VALLEY ROLL AL ST	10" X 50'	WHITE/BROWN	25
02704	VALLEY ROLL AL ST	12" X 50'	WHITE/BROWN	25
10388-1	VALLEY ROLL AL ST	14" X 50'	WHITE/BROWN	25
10390-1	VALLEY ROLL AL ST	20" X 50'	WHITE/BROWN	25
10391-1	VALLEY ROLL AL ST	24" X 50'	WHITE/BROWN	25
04214	VALLEY ROLL AL 28	4" X 50'	W"WOOD/WHITE	25
10392-1	VALLEY ROLL AL 28	4" X 50'	WHITE/BROWN	25
90099	VALLEY ROLL AL 28	24" X 50'	WHITE/BROWN	25



FLASHING & TRIM COLORS

Almond
Black
Brown
Chesser Gray
Tan
Weathered Wood
White

Colors samples are digital representations. For more precise color matching request a metal color sample.

CODES

GZ	Galvanized
GM	Galvalume®
ST	Standard Gauge
HT	Econo Gauge Steel
EC	Econo Gauge Aluminum
AL	Aluminum
EMB	Embossed (Woodgrain)



ROOF EDGE STYLE "A"

Design Features: Protects roofing from water damage along entire eave.

Material: Galvanized Steel, Painted Galvanized Steel, & Aluminum

Footnotes: 10' Lengths. Also available in 26 GA Galvalume. Pallet quantities vary.

STYLE "A" ROOF EDGE / GALVANIZED

Item	Description		Hem	Pack
03333	ROOF EDGE GZ HT	1 1/2" X 1 1/2"	HEM	25
15547	ROOF EDGE GZ HT	2" X 2"	HEM	25
03336	ROOF EDGE GZ HT	1" X 2"	HEM	25
08415	ROOF EDGE GZ HT	1" X 3"	NO HEM	25
02800	ROOF EDGE GZ ST	1 1/2" X 1 1/2"	HEM	25
01902	ROOF EDGE GZ ST	1 1/2" X 2 1/2"	HEM	25
02802	ROOF EDGE GZ ST	1" X 2"	HEM	25
01815	ROOF EDGE GZ ST	1" X 3"	NO HEM	25
02801	ROOF EDGE GZ ST	2" X 2"	HEM	25
01890	ROOF EDGE GZ ST	2" X 3"	NO HEM	25
01892	ROOF EDGE GZ ST	3" X 3"	NO HEM	25
01896	ROOF EDGE GZ ST	4" X 4"	NO HEM	25
90081	ROOF EDGE GZ ST	5" X 1 1/2" w 1/4 DRIP	HEM	25
91008	ROOF EDGE GZ ST	5" X 1 1/4" w 1/4 DRIP	HEM	25
RE66G	ROOF EDGE GZ ST	6" X 6"	NO HEM	25
01811	ROOF EDGE GZ 28	1 1/2" X 1 1/2"	HEM	25
01903	ROOF EDGE GZ 28	1 1/2" X 2 1/2"	HEM	25
01800	ROOF EDGE GZ 28	1" X 2"	HEM	25
01837	ROOF EDGE GZ 28	1" X 3"	NO HEM	25
90056	ROOF EDGE GZ 28	2" X 2"	HEM	25
01813	ROOF EDGE GZ 26	1 1/2" X 1 1/2"	HEM	25
01826	ROOF EDGE GZ 26	2" X 2"	HEM	25
15431	ROOF EDGE GZ 26	2" X 2"	NO HEM	25
15455	ROOF EDGE GZ 26	3" X 3"	NO HEM	25
15456	ROOF EDGE GZ 26	3" X 3" w 1/2" KICK	NO HEM	25
15471	ROOF EDGE GZ 26	4" X 4"	NO HEM	25



CODES

GZ	Galvanized
GM	Galvalume®
ST	Standard Gauge
HT	Econo Gauge Steel
EC	Econo Gauge Aluminum
AL	Aluminum
EMB	Embossed (Woodgrain)

ROOF EDGE STYLE "A"

Design Features: Protects roofing from water damage along entire eave.

Material: Galvanized Steel, Painted Galvanized Steel, & Aluminum


Footnotes: 10' Lengths. Also available in 26 GA Galvalume. Pallet quantities vary.

STYLE "A" ROOF EDGE - PAINTED STEEL - SMOOTH

Item	Description	Hem	Pack
08341	ROOF EDGE GZ ST 1" X 2"	ALMOND HEM	25
08342	ROOF EDGE GZ ST 1" X 2"	BLACK HEM	25
08343	ROOF EDGE GZ ST 1" X 2"	BROWN HEM	25
08347	ROOF EDGE GZ ST 1" X 2"	TAN HEM	25
08349	ROOF EDGE GZ ST 1" X 2"	WHITE HEM	25
08348	ROOF EDGE GZ ST 1" X 2"	WWOOD HEM	25
08403	ROOF EDGE GZ ST 1" X 3"	BLACK NO HEM	25
08411	ROOF EDGE GZ ST 1" X 3"	BROWN NO HEM	25
08412	ROOF EDGE GZ ST 1" X 3"	WHITE NO HEM	25
08332	ROOF EDGE GZ ST 1 1/2" X 1 1/2"	ALMOND HEM	25
08333	ROOF EDGE GZ ST 1 1/2" X 1 1/2"	BLACK HEM	25
08334	ROOF EDGE GZ ST 1 1/2" X 1 1/2"	BROWN HEM	25
08335	ROOF EDGE GZ ST 1 1/2" X 1 1/2"	CHESS. GRAY HEM	25
08339	ROOF EDGE GZ ST 1 1/2" X 1 1/2"	TAN HEM	25
08331	ROOF EDGE GZ ST 1 1/2" X 1 1/2"	WHITE HEM	25
08330	ROOF EDGE GZ ST 1 1/2" X 1 1/2"	WWOOD HEM	25
08354	ROOF EDGE GZ ST 2" X 2"	ALMOND HEM	25
08355	ROOF EDGE GZ ST 2" X 2"	BLACK HEM	25
08356	ROOF EDGE GZ ST 2" X 2"	BROWN HEM	25
08357	ROOF EDGE GZ ST 2" X 2"	CHESS. GRAY HEM	25
08360	ROOF EDGE GZ ST 2" X 2"	TAN HEM	25
08361	ROOF EDGE GZ ST 2" X 2"	WHITE HEM	25
08353	ROOF EDGE GZ ST 2" X 2"	WWOOD HEM	25
08404	ROOF EDGE GZ ST 2" X 3"	BROWN NO HEM	25
RE23WH	ROOF EDGE GZ ST 2" X 3"	WHITE NO HEM	25
10471-1	ROOF EDGE GZ ST 3" X 3"	BROWN NO HEM	25
08385	ROOF EDGE GZ ST 3" X 3"	WHITE NO HEM	25
08397	ROOF EDGE GZ ST 3" X 3"	WWOOD NO HEM	25



FLASHING & TRIM COLORS



CODES

- GZ** Galvanized
- GM** Galvalume®
- ST** Standard Gauge
- HT** Econo Gauge Steel
- EC** Econo Gauge Aluminum
- AL** Aluminum
- EMB** Embossed (Woodgrain)

ROOF EDGE STYLE "A"

Design Features: Protects roofing from water damage along entire eave.

Material: Galvanized Steel, Painted Galvanized Steel, & Aluminum

Footnotes: 10' Lengths. Also available in 26 GA Galvalume. Pallet quantities vary.

STYLE "A" ROOF EDGE - PAINTED STEEL WOODGRAIN EMBOSSED

Item	Description	Pack
08406	ROOF EDGE GZ ST 1" X 2" EMB ALMOND	25
08323	ROOF EDGE GZ ST 1" X 2" EMB BROWN	25
08408	ROOF EDGE GZ ST 1" X 2" EMB TAN	25
08350	ROOF EDGE GZ ST 1" X 2" EMB WHITE	25
08340	ROOF EDGE GZ ST 1" X 2" EMB WWOOD	25
08318	ROOF EDGE GZ ST 1-1/2" X 1-1/2" EMB ALMD	25
08362	ROOF EDGE GZ ST 1-1/2" X 1-1/2" EMB BLACK	25
08319	ROOF EDGE GZ ST 1-1/2" X 1-1/2" EMB BROWN	25
08321	ROOF EDGE GZ ST 1-1/2" X 1-1/2" EMB TAN	25
08322	ROOF EDGE GZ ST 1-1/2" X 1-1/2" EMB WHITE	25
08320	ROOF EDGE GZ ST 1-1/2" X 1-1/2" EMB WWOOD	25
08324	ROOF EDGE GZ ST 2" X 2" EMB ALMOND	25
08407	ROOF EDGE GZ ST 2" X 2" EMB BLACK	25
08325	ROOF EDGE GZ ST 2" X 2" EMB BROWN	25
08327	ROOF EDGE GZ ST 2" X 2" EMB TAN	25
08328	ROOF EDGE GZ ST 2" X 2" EMB WHITE	25
08326	ROOF EDGE GZ ST 2" X 2" EMB WWOOD	25



FLASHING & TRIM COLORS

Almond
Black
Brown
Chesser Gray
Tan
Weathered Wood
White

Colors samples are digital representations. For more precise color matching request a metal color sample.

STYLE "A" ROOF EDGE - ALUMINUM

01742	ROOF EDGE AL ST 1-1/2" X 1-1/2" BROWN	25
01631	ROOF EDGE AL ST 1-1/2" X 1-1/2" W/WOOD	25
01609	ROOF EDGE AL ST 1-1/2" X 1-1/2" WHITE	25
02912	ROOF EDGE AL ST 2" X 2" ALMOND	25
01687	ROOF EDGE AL ST 2" X 2" BROWN	25
01693	ROOF EDGE AL ST 2" X 2" TAN	25
01689	ROOF EDGE AL ST 2" X 2" WHITE	25
01691	ROOF EDGE AL ST 2" X 2" WWOOD	25

CODES

GZ	Galvanized
GM	Galvalume®
ST	Standard Gauge
HT	Econo Gauge Steel
EC	Econo Gauge Aluminum
AL	Aluminum
EMB	Embossed (Woodgrain)



ROOF EDGE STYLE "G"

Design Features: Unhemmed roof edge that protects roofing from water damage along entire eave.

Material: Galvanized and Painted Galvanized Steel, 10' lengths.

STYLE "G" ROOF EDGE

Item	Description	Pack
01882	ROOF EDGE GZ ST 4" STYLE G 2 1/2" FACE	25
01889	ROOF EDGE GZ ST 4" STYLE G BRN 2 1/2" FACE	25
01891	ROOF EDGE GZ ST 4" STYLE G WHT 2 1/2" FACE	25
91012	ROOF EDGE GZ 28 4" STYLE G 2 1/2" FACE	25
01884	ROOF EDGE GZ 26 4" STYLE G 2 1/2" FACE	25
01886	ROOF EDGE GZ ST 6" STYLE G 2" FACE	25
03319	ROOF EDGE GZ ST 6" STYLE G BRN 2" FACE	25
01967	ROOF EDGE GZ 28 6" STYLE G 2" FACE	25
01888	ROOF EDGE GZ 26 6" STYLE G 2" FACE	25
01980	ROOF EDGE GZ 26 7" STYLE G 3" FACE	25



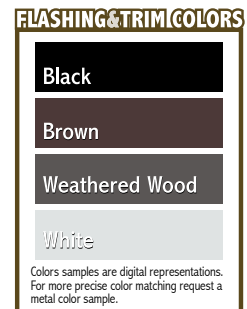
GUTTER APRON

Design Features: 135° inside angle to accommodate steeper roof pitch.

Material: Galvanized and Painted Galvanized Steel, 10' lengths

GUTTER APRON - GALVANIZED

02069	GUTTER APRON GZ ST 960L	2" x 3"	25
08310	GUTTER APRON GZ ST 960L BLACK	2" x 3"	25
08388	GUTTER APRON GZ ST 960L BROWN	2" x 3"	25
08399	GUTTER APRON GZ ST 960L WHITE	2" x 3"	25
08383	GUTTER APRON GZ ST 960L WWOOD	2" x 3"	25



CODES

GZ	Galvanized
GM	Galvalume®
ST	Standard Gauge
HT	Econo Gauge Steel
EC	Econo Gauge Aluminum
AL	Aluminum
EMB	Embossed (Woodgrain)

EAVE DRIP - STYLE "D"

Design Features: Extended support for shingle at edge of roof.

Material: Galvanized Steel and Aluminum

Footnotes: 10' lengths, other sizes, colors & roof pitches available upon request.

EAVE DRIP/STYLE "D" TYPE "L" (4" Girth 1" Face)

Item	Description	Pack
11330	STYLE D TYPE L GZ HT 4" X 1" F	25

EAVE DRIP/STYLE "D" TYPE "L" (4 1/4" Girth 1" Face)

01841	STYLE D TYPE L GZ HT	25
01840	STYLE D TYPE L GZ ST	25
08363	STYLE D TYPE L GZ ST ALMOND	25
08364	STYLE D TYPE L GZ ST BLACK	25
08365	STYLE D TYPE L GZ ST BROWN	25
08368	STYLE D TYPE L GZ ST TAN	25
08370	STYLE D TYPE L GZ ST WHITE	25
08369	STYLE D TYPE L GZ ST WWOOD	25
03325	STYLE D TYPE L GZ 26 BROWN	25
01870	STYLE D TYPE L GZ 26 WWOOD	25
08409	STYLE D TYPE L GZ ST EMB ALMOND	25
08366	STYLE D TYPE L GZ ST EMB BROWN	25
08371	STYLE D TYPE L GZ ST EMB WHITE	25
08367	STYLE D TYPE L GZ ST EMB WWOOD	25
08366	STYLE D TYPE L GZ ST EMB BROWN	25
08371	STYLE D TYPE L GZ ST EMB WHITE	25
08367	STYLE D TYPE L GZ ST EMB WWOOD	25
02462	STYLE D TYPE L AL ST BROWN	25
02461	STYLE D TYPE L AL ST WHITE	25



FLASHING & TRIM COLORS

Almond
Black
Brown
Chesser Gray
Tan
Weathered Wood
White

Colors samples are digital representations. For more precise color matching request a metal color sample.

EAVE DRIP/STYLE "D" TYPE "L" (4 3/4" Girth 1" Face)

08511	EAVE DRIP GZ ST 4 3/4" X 1"	25
08507	EAVE DRIP GZ ST 4 3/4" X 1" BLACK	25
08512	EAVE DRIP GZ ST 4 3/4" X 1" BROWN	25
08513	EAVE DRIP GZ ST 4 3/4" X 1" WHITE	25
08506	EAVE DRIP GZ ST 4 3/4" X 1" WWOOD	25
08509	EAVE DRIP GZ ST 4 3/4" X 1" BROWN	25
08510	EAVE DRIP GZ ST 4 3/4" X 1" WHITE	25

CODES

GZ	Galvanized
GM	Galvalume®
ST	Standard Gauge
HT	Econo Gauge Steel
EC	Econo Gauge Aluminum
AL	Aluminum
EMB	Embossed (Woodgrain)



EAVE DRIP - STYLE "D"

Design Features: Extended support for shingle at edge of roof.

Material: Galvanized Steel and Aluminum

Footnotes: 10' lengths, other sizes, colors & roof pitches available upon request.

EAVE DRIP/STYLE "D" TYPE "L" (4 1/2" Girth 1 1/2" Face)


Item	Description	Pack
03981	STYLE D LONG DL GZ ST	25
03974	STYLE D LONG DL GZ ST ALMOND	25
03977	STYLE D LONG DL GZ ST BLACK	25
03976	STYLE D LONG DL GZ ST BROWN	25
03979	STYLE D LONG DL GZ ST CHESSER GRAY	25
03978	STYLE D LONG DL GZ ST TAN	25
03975	STYLE D LONG DL GZ ST WHITE	25
03962	STYLE D LONG DL GZ ST WWOOD	25
90047	STYLE D LONG DL AL ST BROWN	25
90045	STYLE D LONG DL AL ST TAN	25
90048	STYLE D LONG DL AL ST WHITE	25
90044	STYLE D LONG DL AL ST WWOOD	25



EAVE DRIP/STYLE "D" TYPE "L" (6" Girth 1 3/4" Face)

11354	EAVE DRIP GZ HT	6" X 1 3/4" F	25
11356	EAVE DRIP GZ HT	6" X 1 3/4" F	25
07267	EAVE DRIP GZ HT	6" X 1 3/4" F ALMOND	25
11240	EAVE DRIP GZ HT	6" X 1 3/4" F BROWN	25
11448	EAVE DRIP GZ HT	6" X 1 3/4" F WHT	25
01923	EAVE DRIP GZ HT	6" X 1 3/4" F WWOOD	25
07472	EAVE DRIP GZ 26	6" X 1 3/4" F	25

FLASHING & TRIM COLORS



CODES

GZ	Galvanized
GM	Galvalume®
ST	Standard Gauge
HT	Econo Gauge Steel
EC	Econo Gauge Aluminum
AL	Aluminum
EMB	Embossed (Woodgrain)



EAVE DRIP - GALVANIZED STEEL

Design Features: Extended support for shingle at edge of roof.

Material: Galvanized Steel

Footnotes: 10' Lengths, other sizes, colors & roof pitches available upon request.

EAVE DRIP - GALVANIZED


Item	Description	Pack
11352	EAVE DRIP GZ ST 6" X 2-1/2" F	25
11236	EAVE DRIP GZ ST 6" X 2-1/2" F BROWN	25
11444	EAVE DRIP GZ ST 6" X 2-1/2" F WHITE	25
07471	EAVE DRIP GZ ST 6" X 2-1/2" F	25
11214	EAVE DRIP GZ ST 6" X 2-1/2" F ADOBE DESIGN	25
07475	EAVE DRIP GZ ST 6" X 2-1/2" F BROWN	25
07477	EAVE DRIP GZ ST 6" X 2-1/2" F WHITE	25
11092	EAVE DRIP GZ 26 7" X 1-1/2" F	25



EAVE DRIP - ALUMINUM

11274	EAVE DRIP AL ST 4" X 1" F CLAY 1/2" OH	25
11366	EAVE DRIP AL ST 4-1/2" X 1" F WHITE	25
11402	EAVE DRIP AL ST 6" X 1-3/4" F WHITE	25

FLASHING & TRIM COLORS



CODES

GZ	Galvanized
GM	Galvalume®
ST	Standard Gauge
HT	Econo Gauge Steel
EC	Econo Gauge Aluminum
AL	Aluminum
EMB	Embossed (Woodgrain)

GRAVEL GUARD


Design Features: A raised stop at the roof edge to control drainage on flat or very low slope roofs.

Material: Galvanized Steel

Footnotes: 10' lengths, knuckle heights are variable. Painted available on request.

EAVE DRIP - GALVANIZED

Item	Description	Knuckle	Pack
01860	GRAVEL GUARD GZ ST 5" STYLE E	1/2"	25
01868	GRAVEL GUARD GZ 26 5" STYLE E	1/2"	25
01862	GRAVEL GUARD GZ ST 6" STYLE E	1/2"	25
01871	GRAVEL GUARD GZ 26 6"	1/2"	25
01875	GRAVEL GUARD GZ 26 6 3/4" STYLE E ALBQ	3/4"	25
01864	GRAVEL GUARD GZ ST 7" STYLE E	5/8"	25
01951	GRAVEL GUARD GZ 28 7" STYLE E	5/8"	25
01872	GRAVEL GUARD GZ 26 7" STYLE E	5/8"	25
12531	GRAVEL GUARD GZ 26 7" STYLE E 4"F	3/4"	25
01866	GRAVEL GUARD GZ ST 8" STYLE E	5/8"	25
01874	GRAVEL GUARD GZ 26 8" STYLE E	5/8"	25
01949	GRAVEL GUARD GZ 26 8" FHA	5/8"	25
12519	GRAVEL STOP OPEN GZ 26 6" 3"F 3/4"S	3/4"	25
03993	GRAVEL STOP OPEN GZ 26 8" 4"F 3/4"S	3/4"	25



MODIFIED ROOF EDGE

Design Features: Similar use and style as Gravel Guard with a 1/4" knuckle.

Material: Galvanized and Painted Steel

Footnotes: Face and roof deck dimension can be modified. Painted available upon request.

MODIFIED ROOF EDGE - GALVANIZED

Item	Description	Knuckle	Pack
04383	MODIFIED ROOF EDGE GZ ST 5"	5"	25
01880	MODIFIED ROOF EDGE GZ ST 6"	6"	25
01927	MODIFIED ROOF EDGE GZ ST 7"	7"	25
01911	MODIFIED ROOF EDGE GZ ST 7 1/2"	7 1/2"	25
02475	MODIFIED ROOF EDGE GZ ST 8"	8"	25
06552	MODIFIED ROOF EDGE GZ 25 6"	6"	25
02006	MODIFIED ROOF EDGE GZ 28 7"	7"	25
02009	MODIFIED ROOF EDGE GZ 26 5"	5"	25
02010	MODIFIED ROOF EDGE GZ 26 7"	7"	25
02004	MODIFIED ROOF EDGE GZ 26 7 1/2"	7 1/2"	25



CONCRETE & MASONRY PRODUCTS

Termite Sheild

Design Features: Provides a moisture & termite barrier for wood sill-to-concrete contact.

Material: Galvanized Steel

TERMITE SHIELD - GALVANIZED

Item	Description	Pack
17049	TERMITE SHIELD GZ 28 6"X10'	20



Cavity Caps

Design Features: Covers openings in concrete blocks at exposed locations.

CAVITY CAPS - GALVANIZED

Item	Description	Pack
34010	CAVITY CAP GZ #2	200



Pier Caps

Design Features: Metal moisture barrier/separation between concrete and wood floor framing.

Material: 26 Gauge Galvanized Steel

PIER CAPS - GALVANIZED

Item	Description	Pack
10485	PIER CAP GZ 8" X 8"	50
10495	PIER CAP GZ 8" X 16"	50



Mobile Home Skirting

Design Features: Economical block embossed galvanized steel panels in an easy to handle size. The panels may be attached to a simple frame for mobile home skirting or utilized as a decorative wall covering.

Material: 32 Gauge Galvanized Steel

MOBILE HOME SKIRTING

Item	Description	Pack
13174	MOBILEHOME SKIRTING ROCKFACE 28" X 60"	10



BUILDER HARDWARE

TIN CAPS

Design Features: Utilized in securing the moisture barrier felt paper base sheet to roof decks.

Material: Both “Gold” and “Silver” Tin Caps are available.

Diameter Range: Medium = 1 3/4" to 2 1/4" : Small = 1 1/2" to 1 5/8"

TIN CAPS - 48 BOXES PER PALLET

Item	Description	Pack
02344	TIN CAPS MEDIUM GOLD BOXED	50#
02350	TIN CAPS SMALL SILVER BOXED	50#

PIPE BOOTS

Design Features: Mount directly over exposed pipe penetration.

Available in a wide range of sizes and types to meet most job specifications.

PIPE BOOTS

Item	Description	Pack
23190	PIPE BOOT AL BASE 1"-3" RUBBER	20
23191	PIPE BOOT AL BASE 3"-4" RUBBER	20
23186	PIPE BOOT GZ BASE 1 1/2"-3" RUBBER	20
23187	PIPE BOOT GZ BASE 3" - 4" RUBBER	20
23188	PIPE BOOT PL BASE 1"-3" RUBBER	20
23189	PIPE BOOT PL BASE 3"-4" RUBBER	20
RRJ1144	RUBBER ROOF JACK	15



PIPE FLASHING

Design Features: Mount directly over exposed pipe penetration.

Available in a wide range of sizes and types to meet most job specifications.

PIPE BOOTS

Item	Description	Pack
RJ12STD-SP	PIPE FLASHING STD BASE 1/2"	12
RJ15FHA-SP	PIPE FLASHING FHA BASE 1 1/2"	25
RJ2FHA-SP	PIPE FLASHING FHA BASE 2"	25
RJ3FHA-SL	PIPE FLASHING FHA BASE 3"	10
RJ4FHA-SL	PIPE FLASHING FHA BASE 4"	10



GALVANIZED ROOF JACKS

Design Features: Rain Cap with wind cover and roof, deck mounting flange.
All Roof Jacks come with a “star” cap.

SPECIALTY PIPE ROOF JACKS - GALVANIZED

Item	Description	Pack
01415	RJ 3 0/12 Pitch	20
01417	RJ 3 3/12 Pitch	20
01418	RJ 3 4/12 Pitch	20
01419	RJ 3 5/12 Pitch	20
01421	RJ 3 7/12 Pitch	20
01430	RJ 4 0/12 Pitch	20
01479	RJ 4 2/12 Pitch	20
01432	RJ 4 3/12 Pitch	20
01433	RJ 4 4/12 Pitch	20
01434	RJ 4 5/12 Pitch	20
01435	RJ 4 6/12 Pitch	20
01436	RJ 4 7/12 Pitch	20
01437	RJ 4 8/12 Pitch	20
01438	RJ 4 9/12 Pitch	20
01442	RJ 5 0/12 Pitch	12
01444	RJ 5 3/12 Pitch	12
01445	RJ 5 4/12 Pitch	12
01446	RJ 5 5/12 Pitch	12
01447	RJ 5 6/12 Pitch	12
01454	RJ 6 0/12 Pitch	12
01403	RJ 6 2/12 Pitch	12
01456	RJ 6 3/12 Pitch	12
17519	RJ 6 4/12 Pitch	12
01458	RJ 6 5/12 Pitch	12
01459	RJ 6 6/12 Pitch	12
01461	RJ 6 8/12 Pitch	12
01467	RJ 7 0/12 Pitch	8
01469	RJ 7 3/12 Pitch	8
01470	RJ 7 4/12 Pitch	8
01471	RJ 7 5/12 Pitch	8
01472	RJ 7 6/12 Pitch	8
01473	RJ 7 7/12 Pitch	8
01474	RJ 7 8/12 Pitch	8
01480	RJ 8 0/12 Pitch	6
01482	RJ 8 3/12 Pitch	6
01483	RJ 8 4/12 Pitch	6
01484	RJ 8 5/12 Pitch	6
01485	RJ 8 6/12 Pitch	6
01486	RJ 8 7/12 Pitch	6
01487	RJ 8 8/12 Pitch	6



GALVANIZED & PAINTED ROOF JACKS (TAPERED)

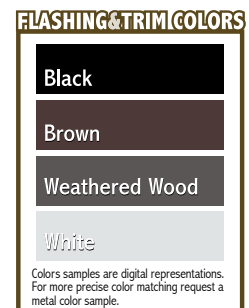
TAPERED PIPE ROOF JACKS - GALVANIZED

Item	Description	Pitch	Pack
05151	TAPER 6" > 4"	0/12	15
05152	TAPER 6" > 4"	3-6/12	15
05153	TAPER 6" > 4"	7-9 /12	15
05154	TAPER 6" > 4"	10-12/12	15
05164	TAPER 6" > 4"	0/12	10
05155	TAPER 6" > 4"	3-6/12	10
05156	TAPER 6" > 4"	7-9/12	10
05157	TAPER 6" > 4"	10-12/12	10



TAPERED PIPE ROOF JACKS - PAINTED

Item	Description	Pitch	Color	Pack
05147	TAPER 6" > 4"	3-6 /12	BLACK	9
05167	TAPER 6" > 4"	3-6/12	WWOOD	9
05166	TAPER 6" > 4"	3-6/12	BROWN	9
05111	TAPER 6" > 4"	7-9 /12	BLACK	9
05149	TAPER 6" > 4"	7-9 /12	BROWN	9
05150	TAPER 6" > 4"	7-9 /12	WWOOD	9
05139	TAPER 6" > 4"	10-12/12	BLACK	9
05182	TAPER 6" > 4"	10-12/12	BROWN	9
05183	TAPER 6" > 4"	10-12/12	WWOOD	9
05148	TAPER 8" > 6"	3-6/12	BLACK	8
05168	TAPER 8" > 6"	3-6/12	BROWN	8
05178	TAPER 8" > 6"	3-6/12	WWOOD	8
05160	TAPER 8" > 6"	7-9/12	BROWN	8
05112	TAPER 8" > 6"	7-9/12	BLACK	8
05158	TAPER 8" > 6"	7-9/12	WWOOD	8
05140	TAPER 8" > 6"	10-12/12	BLACK	8
05184	TAPER 8" > 6"	10-12/12	BROWN	8
05185	TAPER 8" > 6"	10-12/12	WWOOD	8





VENTILATION PRODUCTS

Design Features: Screened louvers produced in multiple flange mounts.

Material: Galvanized and Painted Galvanized Steel

RECTANGULAR GABLE LOUVERS

Item	Description	Pack
GLFF1212G	GABLE LOUVER 12" X 12" FLANGE FRONT	10
GLFF1218G	GABLE LOUVER 12" X 18" FLANGE FRONT	10
06070	GABLE LOUVER 12" X 24" FLANGE FRONT	6
GLFF123 6G	GABLE LOUVER 12" X 36" FLANGE FRONT	6
GLFF1418G	GABLE LOUVER 14" X 18" FLANGE FRONT	10
GLFF1424G	GABLE LOUVER 14" X 24" FLANGE FRONT	10
GLFF1824G	GABLE LOUVER 18" X 24" FLANGE FRONT	10
06086	GABLE LOUVER 24" X 24" FLANGE FRONT	6
GLFF 2430G	GABLE LOUVER 24" X 30" FLANGE FRONT	6
06090	GABLE LOUVER 24" X 36" FLANGE FRONT	6
GLPG1212G	GABLE LOUVER 12" X 12" PLASTER GROUND	10
GLPG1412G	GABLE LOUVER 14" X 12" PLASTER GROUND	10
GLPG1418G	GABLE LOUVER 14" X 18" PLASTER GROUND	10
GLPG1824G	GABLE LOUVER 18" X 24" PLASTER GROUND	10

**Custom sizes available on special order*

ROUND GABLE LOUVERS

GLRDFF18G	GABLE LOUVER ROUND 18" FLANGE FRONT	5
GLRDPG18G	GABLE LOUVER ROUND 18" PLASTER GROUND	10

TRIANGULAR GABLE LOUVERS - 2 PER CARTON

06000	GABLE LOUVER 4'	4/12	2
98222	GABLE LOUVER 4'	5/12	2
06005	GABLE LOUVER 4'	6/12	2
06008	GABLE LOUVER 6'	4/12	2
06010	GABLE LOUVER 6'	5/12	2
06012	GABLE LOUVER 6'	6/12	2
06028	GABLE LOUVER 8'	4/12	2
06032	GABLE LOUVER 8'	5/12	2
06034	GABLE LOUVER 8'	6/12	2



CONSTRUCTION HARDWARE

ROD CHAIRS

Design Features: Rod chairs support, accurately locate and firmly hold in place all reinforcing steel before and during the placing of concrete. Single level design as required by specification.

Installation: Spacing between rod chair bar supports is a maximum of 4'-0" o.c. and 2'-0" from corners. For further information, refer to your building code for proper distance.

ROD CHAIRS / METAL AND PLASTIC

Item	Description	Pack
14997	ROD CHAIR PLASTIC 2-1/4" 20/BG	10
14998	ROD CHAIR PLASTIC 2-1/4" 500/BG	1
21594	ROD CHAIR PLASTIC 3-1/4" SINGLE 500/EA	500

WALL TIES

Design Features: Firmly anchor brick veneer wall courses to the supporting wood or block wall structure. Deep corrugations provide strong anchorage in mortar courses. Heavy galvanizing over steel protects against corrosion and rust. Codes usually require one wall tie for three sq. ft. of surface area. Wall Ties are spaced two ft. on center horizontally and 16-18 inches on center vertically.

Material: Standard Gauge and 22 gauge galvanized steel

WALL TIE

02374	WALL TIE 22GA CORRUGATED	500
02376	WALL TIE STD GA ZIG ZAG	1000

T-WALL BRACE

Design Features: Provides secure bracing of walls with minimal stud cutting in application.

Material: 22 gauge steel

T-WALL BRACE

04367	T-WINDBRACE GZ 22	9' 3"	12
06327	T-WINDBRACE GZ 22	11' 3 3/4"	12
06374	T-WINDBRACE GZ 22	14' 3"	12

H-MOLDING

Design Features: Used to splice butt joints of plywood soffit systems.

Material: Aluminum extrusion

H-MOLDING

12754	H-MOLDING AL	3/8" X 12'	50
06158	H-MOLDING AL	7/16" X 12'	50



CONSTRUCTION HARDWARE

SIDING CORNERS & JOINT COVERS

Design Features: Formed metal to connect corners and cover exposed edges and unsightly butt joints in lap siding applications.

Material: Primed Painted Aluminum

SIDING CORNERS

Item	Description	Pack
06229	SIDING CORNERS #1000 6 SMOOTH	100
06230	SIDING CORNERS #1100 8 SMOOTH	100
06691	SIDING CORNERS 2108XL 8 SMOOTH	100
10048-1	SIDING CORNERS 2110X-12 12 SMOOTH	100
10044-1	SIDING CORNERS 2110X-IS 12 SMOOTH	100
06693	SIDING CORNERS 2110XL 12 SMOOTH	100
06692	SIDING CORNERS 2108XL 8W WOODGRAIN	100
06378	SIDING CORNERS 2110XL 12W WOODGRAIN	100

SIDING JOINT COVERS

06626	H-MOLD JOINT COVERS 8 SMOOTH	100
06627	H-MOLD JOINT COVERS 12H SMOOTH	100
06628	H-MOLD JOINT COVERS 8HW WOODGRAIN	100
06629	H-MOLD JOINT COVERS 12HW WOODGRAIN	100

LAP SIDING STARTER STRIP

Design Features: Provides a straight, true & level starter for lap siding.

Material: Aluminum & Galvanized

Footnotes: Universal for vinyl, aluminum, wood, & hardboard siding.

LAP SIDING STARTER STRIP

02899	STARTER STRIP SIDING ALUMINUM 2 5/16"	50
02898	STARTER STRIP SIDING GALVANIZED 2 5/16"	50
35GSS	STARTER STRIP SIDING GALVANIZED 3 1/2"	25

* Mill finish aluminum for excellent corrosion resistance

* Slotted Nail hole spaces to allow for expansion & contraction.

* Hemmed edges & stiffener ribs help to maintain alignment

PLYWOOD CLIPS

Design Features: Easy & fast, just slip over sheathing edge. Snug self-lock keeps clip firmly in position throughout panel placement. Eliminates unreliable wood edge blocking.

Material: 20 Gauge Galvanized Steel, Aluminum

PLYWOOD CLIPS

02368	PLYWOOD CLIP 15/32 GALVANIZED	250
02369	PLYWOOD CLIP 5/8 GALVANIZED	250
02356	PLYWOOD CLIP 1/2 ALUMINUM 2000 / CT	1
02358	PLYWOOD CLIP 5/8 ALUMINUM 2000 / CT	1
02362	PLYWOOD CLIP 7/16 ALUMINUM 2000 / CT	1



DRYWALL ACCESSORIES

Design Features: Extra wide knurled flanges provide excellent joint compound, paint & texture plaster bond adhesion. Superior, strong, straight, protection from edge chipping or cracking. Excellent for use with fast setting joint compounds for easy finishing. Can be fastened to drywall corners with nails, screws, or clinching tools. Unlike paper tape, steel nose beads are the most problem free from scuffing and fuzing.

Material: Galvanized Steel

DRYWALL CORNER BEAD

Item	Description	Pack
10530	CORNER BEAD GZ 8'	63
10532	CORNER BEAD GZ 9'	56
10524	CORNER BEAD GZ 10'	50



BULLNOSE CORNER BEAD

10505	CORNER BEAD GZ BULLNOSE 3/4" X 10'	40
-------	------------------------------------	----

TAPED CORNER BEAD

70086	CORNER BEAD OUTSIDE PAPER SUPERWIDE 8'	50
70088	CORNER BEAD INSIDE PAPER SUPERWIDE 10'	50
70087	CORNER BEAD OUTSIDE PAPER SUPERWIDE 10'	50



VINYL CORNER BEAD

Design Features: Strong, durable and straight reinforcement for drywall and veneer plaster corners.

VINYL CORNER BEAD

10518	CORNER BEAD VINYL 8' DW	50
10512	CORNER BEAD VINYL 10' DW	50

VINYL BULLNOSE CORNER BEAD

06162	CORNER BEAD VINYL BULLNOSE 3/4" X 8'	35
98203	CORNER BEAD VINYL BULLNOSE 3/4" X 9'	35
10514	CORNER BEAD VINYL BULLNOSE 3/4" X 10'	35

DRYWALL ACCESSORIES

Design Features: Pre-notched to form curves easily. Improved slots for better radius.

VINYL ARCHED CORNER BEAD

Item	Description	Pack
10513	CORNER BEAD VINYL ARCHED 10' DW	50
02870	CORNER BEAD VINYL BULLNOSE ARCHED 10'	35

“J” BEADS

Design Features: Channel trim that provides a neat protective edge for wallboard at windows and doors. Widely used as a terminal at intersections of wallboard and other surfaces.

Material: Galvanized Steel and Vinyl

Footnote: Added advantage of not requiring treatment of the joint before the wall is finished.

“J” BEADS

Item	Description	Pack
12839	J BEAD GZ ST 1/2" X 10' SMOOTH	50
70084	J BEAD VINYL 1/2" X 10' SMOOTH	50
70083	J BEAD VINYL 5/8" X 10' SMOOTH	50
98257	U BEAD GZ 5/8" X 10' (U-200) KNURLED	50



“L” BEADS

Design Features: Easily installed angle-type trim provides finished appearance for wallboard edges at door and window openings. Hemmed edge on front flange adds rigidity and keeps bead straight. Nailing flange is knurled and perforated to aid cement adhesion.

Material: Galvanized Steel and Vinyl

“L” BEADS

Item	Description	Pack
13039	L BEAD GZ ST 1/2" X 10' KNURLED	50
70085	L BEAD VINYL 1/2" X 10' KNURLED	80
70082	CORNER BEAD VINYL ZIP 1/2" X 10' KNURLED	50
98256	L BEAD GZ 5/8" X 10' (L-200) KNURLED	50



METAL LATH - DIAMOND MESH

Design Features: A multi-purpose utility lath base, suitable for use with either steel or wood framing. It is easily cut and formed to accommodate curved surfaces, and is commonly used for external stucco applications, including decorative, contour plastering, structural fireproofing, or furred walls.

GALVANIZED METAL LATH

Item	Description	Pack
13189	LATH 2.5 DIAMOND MESH 27" X 96"	100

ROOFTOP SAFETY KIT

Design Features: Universal shock-resistant harness with 5 adjustment options for comfort, 50 ft. rope lifeline with attached positioning device and snap hook, anchor and fasteners, instructional DVD and booklet in English and Spanish. OSHA Directive STD-03-11-002 compliant



ROOF TOP SAFETY KITS

Item	Description	Pack
98554	ROOF TOP RESIDENTIAL FALL PROTECTION KIT	1

ROOF BRACKETS

ROOF BRACKETS


Item	Description	Pack
98999	ROOF BRACKET 10" ADJUSTABLE	10
99000	ROOF BRACKET 10" X 45 DEGREES	10
99001	ROOF BRACKET 6" X 90 DEGREES	10

METAL ROOFING

2 1/2" CORRUGATED METAL ROOFING PANELS

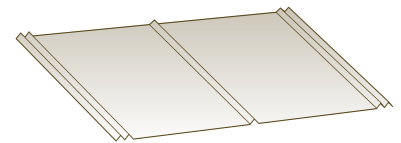
Item	Description	Length	Pack
13511	CORRUGATED GZ 32	6'	50
13513	CORRUGATED GZ 32	8'	50
13504	CORRUGATED GZ 32	10'	50
13506	CORRUGATED GZ 32	12'	50
13508	CORRUGATED GZ 32	14'	50
07010	CORRUGATED GZ 32	16'	50
07036	CORRUGATED GZ 29	6'	50
13478	CORRUGATED GZ 29	8'	50
13473	CORRUGATED GZ 29	10'	50
13474	CORRUGATED GZ 29	12'	50
13475	CORRUGATED GZ 29	14'	50
13476	CORRUGATED GZ 29	16'	50
91023	CORRUGATED GZ 29	20'	50
08129	CORRUGATED GZ 26	8'	50
13458	CORRUGATED GZ 26	10'	50
13459	CORRUGATED GZ 26	12'	50
08133	CORRUGATED GZ 26	16'	50

**CUT TO LENGTH
SIZES AVAILABLE
FOR ALL STYLES**




5V CRIMP METAL ROOFING PANELS

07035	5V CRIMP GZ 29	6'	50
13351	5V CRIMP GZ 29	8'	50
13340	5V CRIMP GZ 29	10'	50
13343	5V CRIMP GZ 29	12'	50
13345	5V CRIMP GZ 29	14'	50
13347	5V CRIMP GZ 29	16'	50
07021	5V CRIMP GZ 29	18'	50
13319	5V CRIMP GZ 26	8'	50
13309	5V CRIMP GZ 26	10'	50
13311	5V CRIMP GZ 26	12'	50



SM RIB METAL ROOFING PANELS

13560	SM RIB GZ 29	8'	50
13542	SM RIB GZ 29	10'	50
13544	SM RIB GZ 29	12'	50
13548	SM RIB GZ 29	14'	50
13549	SM RIB GZ 29	16'	50



GALVALUME AVAILABLE UPON REQUEST

METAL ROOFING ACCESSORIES

Design Features: Flashing for hip and ridge roof sections. For shingle or metal roof applications.

Materials: Galvanized Steel/Galvalume Steel

RIDGE ROLL

Item	Description	Pack
01500	RIDGE ROLL GZ ST 8' PLAIN	10
15648	RIDGE ROLL GZ ST 10' PLAIN	10
15652	RIDGE ROLL GZ ST 12' PLAIN	10
15654	RIDGE ROLL GZ ST 14' PLAIN	10
15636	RIDGE ROLL GZ ST 10' CORRUGATED	10
01516	RIDGE ROLL GZ ST 12' CORRUGATED	10



CLOSURE STRIPS

98957	CLOSURE STRIP CORRUGATED 2.67" 4/BG	25
98187	CLOSURE STRIP 5V INSIDE GLUE 4/BG	25
98956	CLOSURE STRIP 5V OUTSIDE GLUED 4/BG	25
98190	CLOSURE STRIP SM RIB INSIDE GLUED 4/BAG	25
98191	CLOSURE STRIP SM RIB OUTSIDE GLUED 4/BAG	25
13275	CLOSURE STRIP UNIVERSAL 1" X 1 1/2" X 50'	1
13274	CLOSURE STRIP UNIVERSAL 1" X 3/4" X 40'	1

WOODFAST SCREWS #9

06644	SCREW WOODFAST #9 1" GZ 500/BAG	1
34166	SCREW WOODFAST #9 1-1/2" GZ 100/BG	1
34404	SCREW WOODFAST #9 1-1/2" GZ 250/BG	1
34202	SCREW WOODFAST #9 2-1/2" GZ 150/BAG	1

TAPE SEALANT

03053	TAPE SEALANT BUTYL 3/32" X 1/2" X 45'	32
13302	TAPE SEALANT HIP SEAL ROLL 6" X 100'	8

CODES

GZ	Galvanized
GM	Galvalume®
ST	Standard Gauge
HT	Econo Gauge Steel
EC	Econo Gauge Aluminum
AL	Aluminum
EMB	Embossed (Woodgrain)



METAL ROOFING COLORS

40 Year Warranty




Barn Red*

(SR) .35 (TE) .83 (SRI) 36



Hawaiian Blue*

(SR) .32 (TE) .83 (SRI) 32




Bone White*

(SR) .55 (TE) .83 (SRI) 63



Light Stone*

(SR) .55 (TE) .83 (SRI) 63



Burnished Slate*

(SR) .25 (TE) .83 (SRI) 22



Marine Green*

(SR) .32 (TE) .83 (SRI) 32




Charcoal Gray*

(SR) .25 (TE) .83 (SRI) 22



Mocha Tan*

(SR) .32 (TE) .83 (SRI) 32



Cocoa Brown*

(SR) .25 (TE) .83 (SRI) 22




Old Town Gray*

(SR) .35 (TE) .83 (SRI) 36



Forest Green*


(SR) .25 (TE) .83 (SRI) 22



Reflective White*

(SR) .55 (TE) .83 (SRI) 63

45 Year Warranty



Brick Red*

(SR) .35 (TE) .83 (SRI) 36



Regal Blue

(SR) .25 (TE) .85 (SRI) 23



Chamois Tan[†]

(SR) .45 (TE) .83 (SRI) 49



Regal White*

(SR) .70 (TE) .83 (SRI) 84



Copper Penny*

(SR) .35 (TE) .75 (SRI) 32



Silver Dollar*

(SR) .47 (TE) .84 (SRI) 52



Hartford Green[†]

(SR) .25 (TE) .83 (SRI) 22



Slate Bronze^{††}

(SR) .25 (TE) .83 (SRI) 22



Onyx Gray^{††}

(SR) .35 (TE) .83 (SRI) 36



Slate Gray^{††}

(SR) .35 (TE) .83 (SRI) 36



Patina Green^{††}

(SR) .32 (TE) .83 (SRI) 32



* Meets or exceeds Energy Star[®] requirements for:

Solar Reflectance (SR), Thermal Emittance (TE), Solar Reflectance Index (SRI)

[†]Energy Star[®]/Cool Color availability in 26 gauge

^{††}Cool Color availability varies by gauge

NOTE: Colors shown are for reference only. Actual metal color samples are available upon request.

All galvanized & galvalume flashing/trim is 29 & 26 Gauge • All painted flashing/trim is 26 Gauge

dotmetalproducts.com

Customer Service/Special Order: 800.330.8409