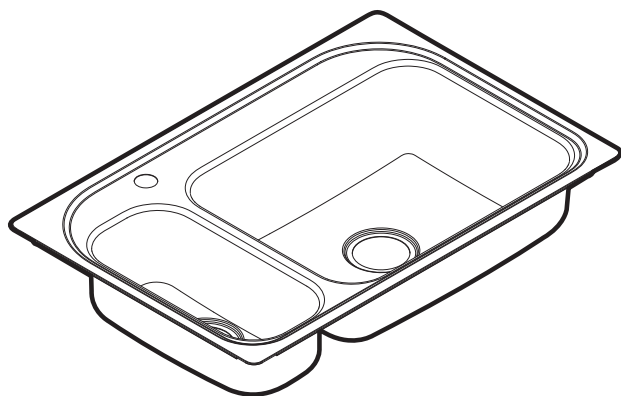


Specifications



Model Number	Faucet Holes	Depth-Inches L,R	Drain Placement	Model Specified
G202854	4	5.5, 6.5	Center	
G202853	3	5.5, 6.5	Center	
G202864	4	5.5, 8	Center	
G202861	1	5.5, 8	Center	

SINK DESCRIPTION

- 2000 Series double bowl drop-in sink
- 20 gauge stainless steel, Brushed finish
- Center drain, 1 to 4 faucet holes as indicated
- U-channel mounting system, hardware included
- SoundSHIELD sound absorbing system

CUT OUT DIMENSIONS

- 32 3/8" x 21 3/8" with 3/8" corner radius. Tolerance of plus or minus 1/16" is acceptable

STANDARDS

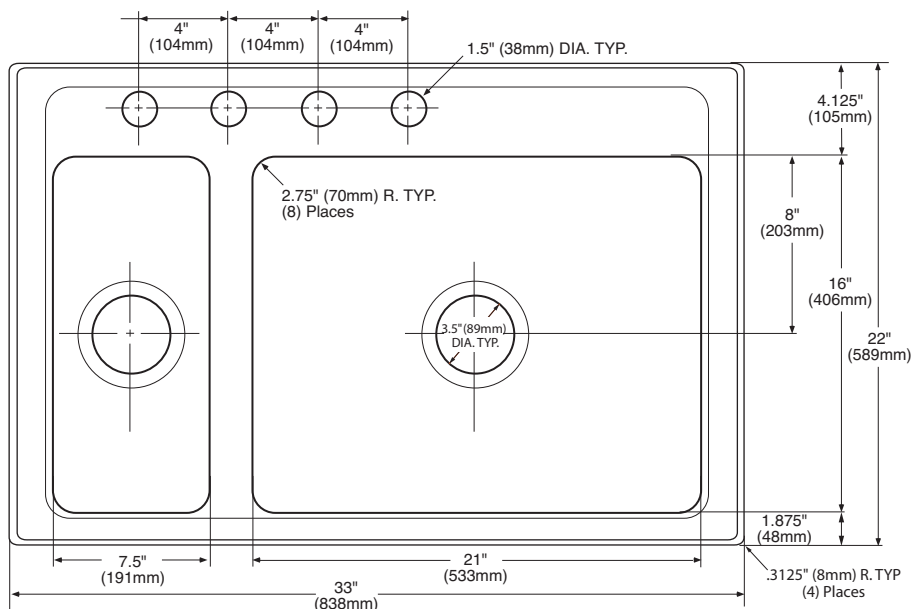
- Third party certified by IAPMO to meet ASME A112.19.3/CSA B45.4 and all applicable specifications referenced

WARRANTY

- Limited lifetime warranty against material or manufacturing defects to the original consumer purchaser

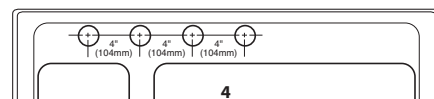
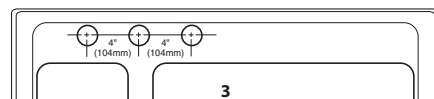
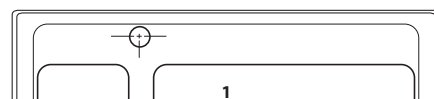
CRITICAL DIMENSIONS

(DO NOT SCALE)



Faucet Hole Configurations

1-1/2" (38mm) diameter faucet holes
4" (102mm) Center



MADE IN THE USA

Installation Detail

