

# VCI236DS

## 36-INCH CUSTOM INSERT

MASTERPIECE® SERIES



### FEATURES & BENEFITS

- Suitable for wall or island applications
- Three fan speeds
- Built-in 'clean filter' reminder light illuminates after 40 hours of operation
- Delayed shut-off tackles lingering odors for up to 10 minutes
- Powerfully quiet® ventilation systems

### ACCESSORIES (OPTIONAL)

25 ft. Blower Connector Cable - EXTNCB25

For use with the following Inline and Remote Blowers: VTR630P, VTR1030P, VTR1330P, VTI610P, VTI1010P

Custom Hood Liner	LINER36
Remote Control Panel	VCI2REMFS
36" Baffle Filter	BAFFLT36

Roofplates

RFPLT600P - For use with 600 CFM Remote Blower VTR630P

RFPLT1000P - For use with 1000 CFM Remote Blower VTR1030P and 1300 CFM Blower VTR1330P

8" Wall Cap	WC8
10" Wall Cap	WC10
3 1/4" x 10" Wall Cap	WC310
Roof Jack and Transition	RJ310



Remote Control Panel



Baffle Filters

### GENERAL PROPERTIES

Operating Mode	Ducted
Number of Speed Settings	3-Stage
Motor Location	N/A
Number of Lights	2
Bulb Type	Halogen
Total Power of the Lamps (W)	20 W
Damper Included	No
Grease Filter Material	Washable Synthetic
Grease Filter Type	Multilayer Cassette

### TECHNICAL DETAILS

Watts (W)	40 W
Current (A)	15 A
Volts (V)	120 V
Frequency (Hz)	60 Hz
Plug Type	120V-3 Prong
Power Cord / Conduit Length (in)	51 1/8"

### DIMENSIONS & WEIGHT

Overall Appliance Dimensions (Width of Canopy Included) (HxWxD) (in)	5 3/4" / 5 3/4" x 33 5/8" x 18 5/8"
Required Distance Above Cooktop/Range Cooking Surface	30" Electric / 30" Gas
Diameter of Air Duct (in.) Top	10"
Net Weight (lbs)	27 lbs

### ACCESSORIES (REQUIRED)

Blower (Sold Separately)

### BLOWER OPTIONS

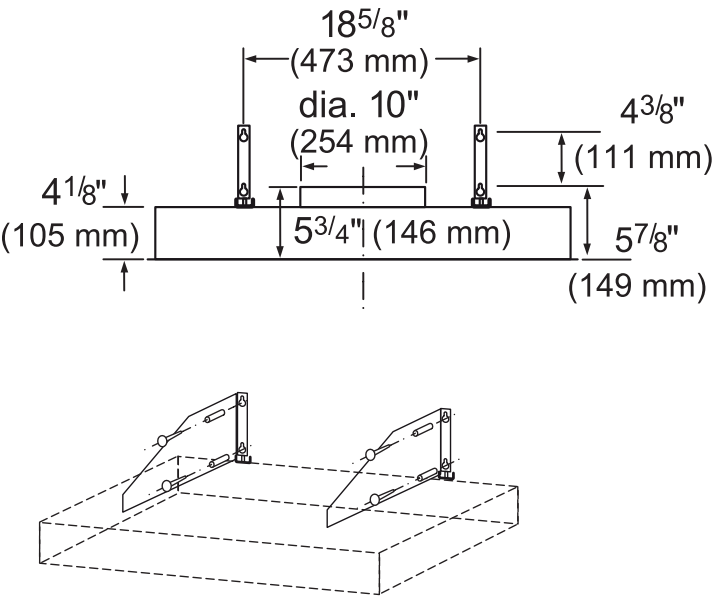
Remote Blowers (Mounted to Roof or External Wall)	VTR630P - 600 CFM
	VTR1030P - 1000 CFM
	VTR1330P - 1300 CFM
Inline Blowers (Mounted Between Kitchen and External Wall)	VTI610P - 600 CFM
	VTI1010P - 1000 CFM
Integrated Blower (Mounted in Hood)	VTI1010P* - 1000 CFM

### WARRANTY

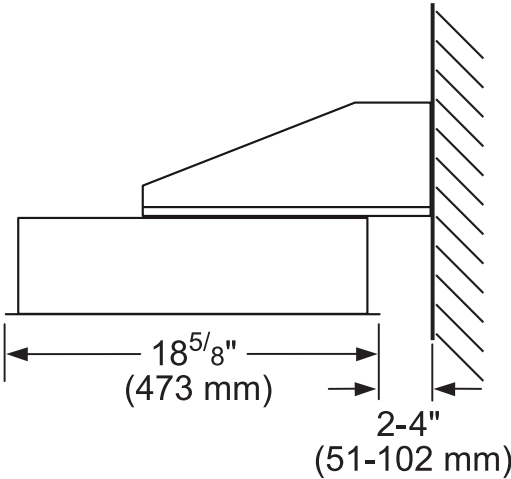
Limited Warranty Parts and Labor	2 Year
----------------------------------	--------

\*Inline blower can be used as an integrated solution. Refer to installation for details.

**HOOD DIMENSIONS**

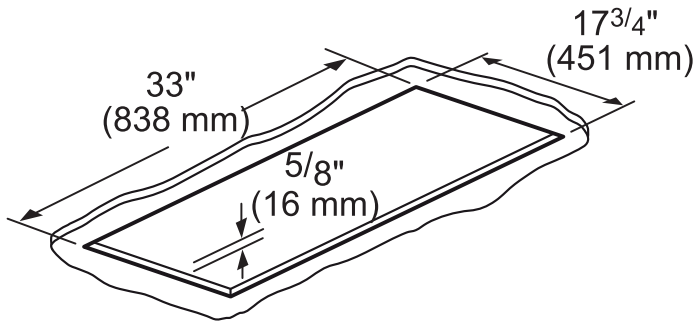


measurements in inches and mm



measurements in inches and mm

**CUTOUT FOR INSERT WITHOUT LINER ACCESSORY**



# VCI236DS

## 36-INCH CUSTOM INSERT

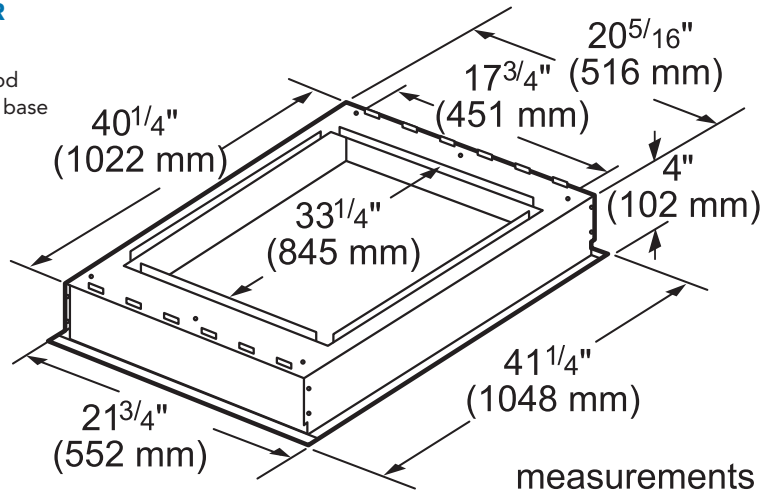
MASTERPIECE® SERIES



### OPTIONAL ACCESSORIES

#### CUSTOM HOOD LINER LINER36

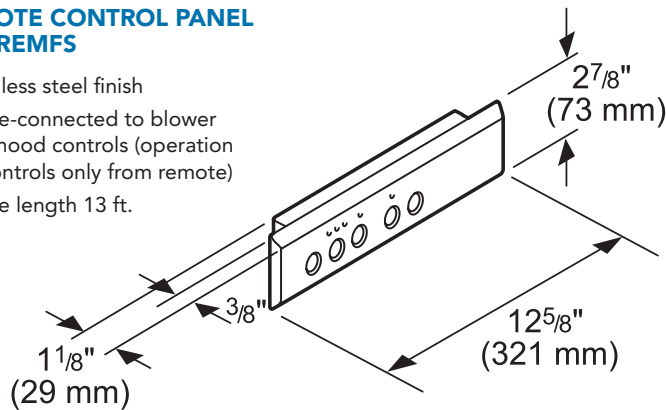
- Stainless steel custom hood liner protects the exterior base of custom insert



measurements in inches and mm

#### REMOTE CONTROL PANEL VCI2REMFS

- Stainless steel finish
- Cable-connected to blower and hood controls (operation of controls only from remote)
- Cable length 13 ft.



measurements in inches and mm

#### BAFFLE FILTER BAFFLT36 36" WIDE

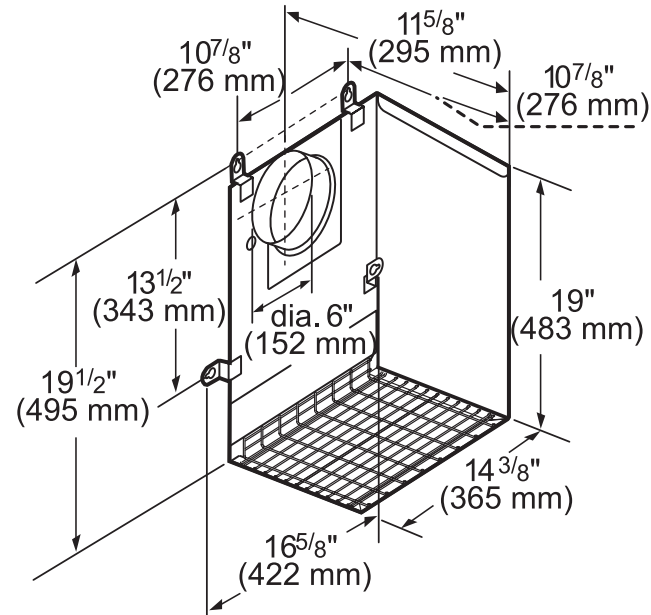
- Stainless steel finish
- Unique low profile design maximizes grease capture
- Dishwasher-safe for easy cleanup

# **VC1236DS** **36-INCH CUSTOM INSERT** **MASTERPIECE® SERIES**



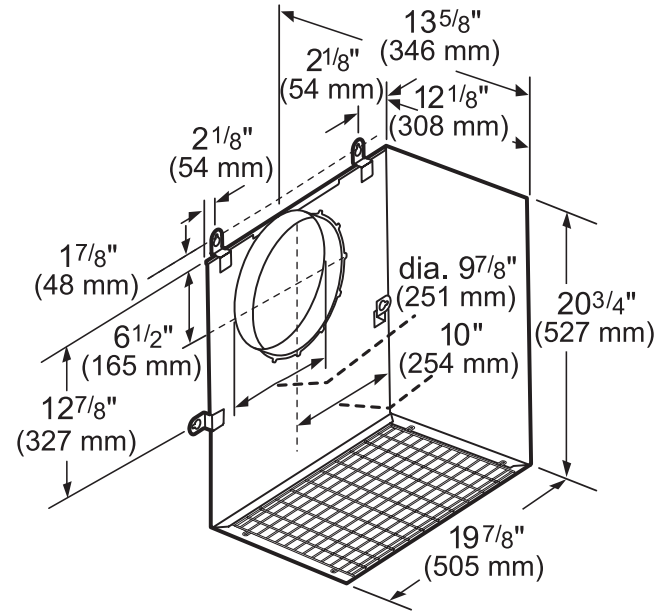
## **REMOTE BLOWERS (MOUNTED TO ROOF OR EXTERNAL WALL)**

### **VTR630P-600 CFM**



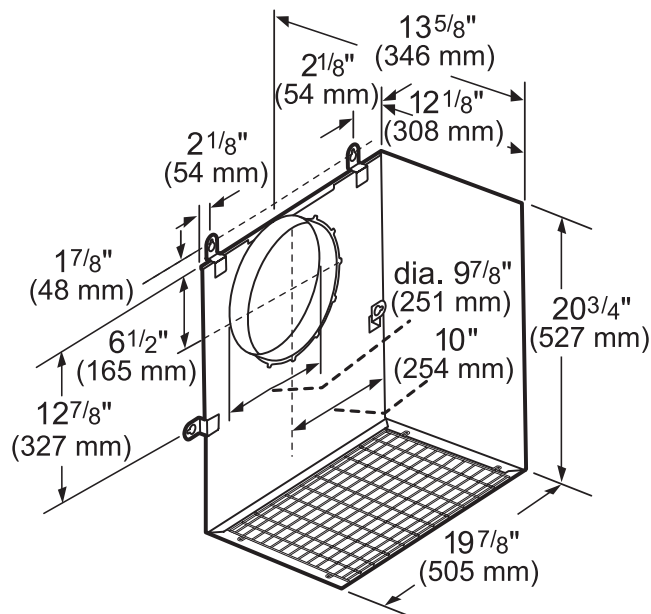
measurements in inches and mm

### **VTR1030P-1000 CFM**



measurements in inches and mm

### **VTR1330P-1300 CFM**



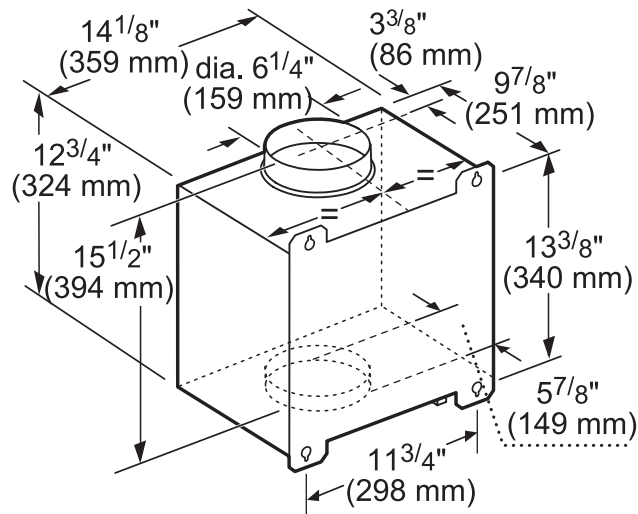
measurements in inches and mm

# **VC1236DS** **36-INCH CUSTOM INSERT** **MASTERPIECE® SERIES**



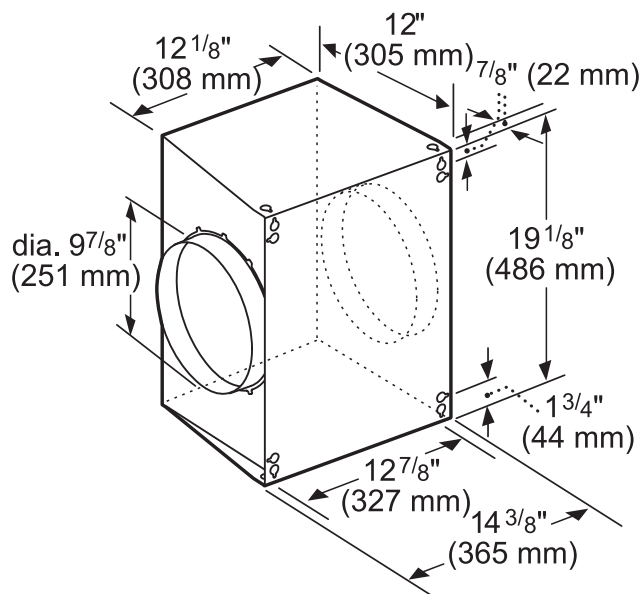
## **INLINE BLOWERS (MOUNTED BETWEEN KITCHEN AND EXTERNAL WALL)**

### **VTI610P-600 CFM**



measurements in inches and mm

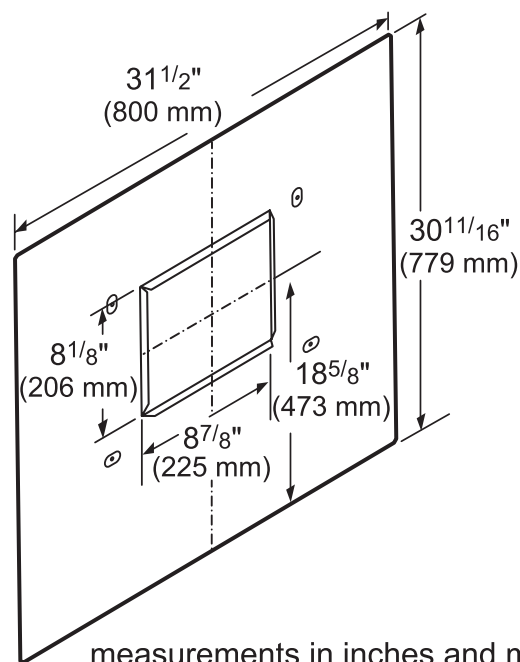
### **VTI1010P-1000 CFM**



measurements in inches and mm

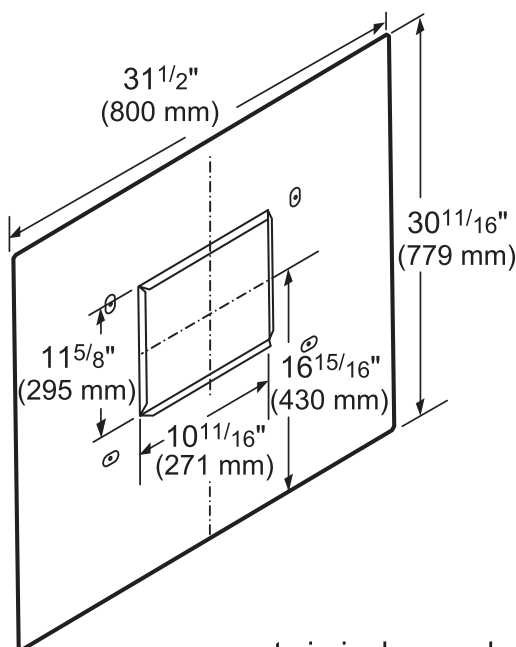
## **REMOTE BLOWER ACCESSORIES**

### **ROOFPLATE-RFPLT600P**



measurements in inches and mm

### **ROOFPLATE-RFPLT1000P**



measurements in inches and mm

### **EXTNCB25**

25 ft. Blower Connector Cable for use with the following Inline and Remote blowers: VTR630P, VTR1030P, VTR1330P, VTI610P, VTI1010P

# VC1236DS

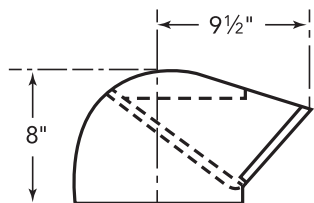
## 36-INCH CUSTOM INSERT

MASTERPIECE® SERIES

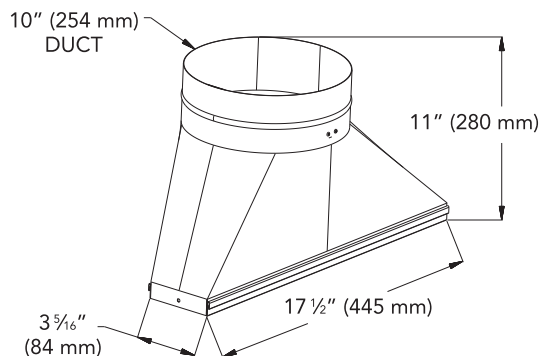


### ROOF JACK & TRANSITION

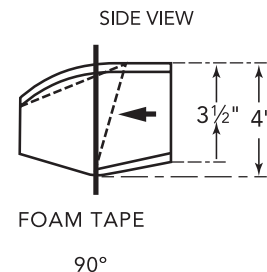
#### ROOF JACK-RJ310



#### TRANSITION

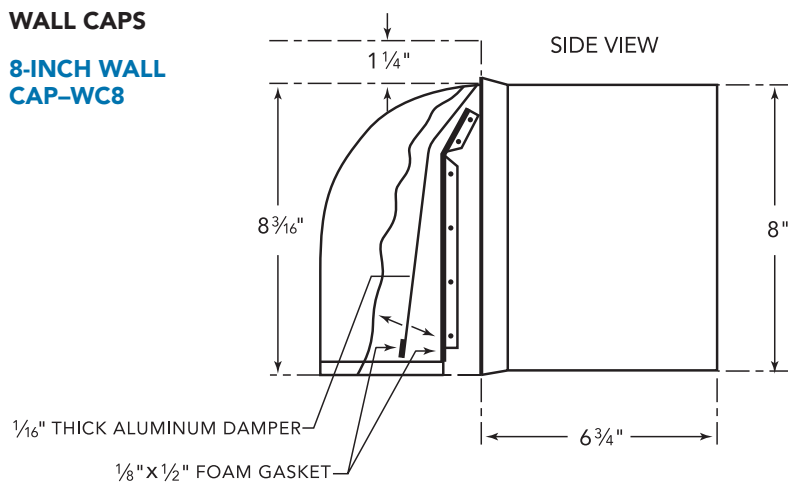


#### WALL CAP-WC310

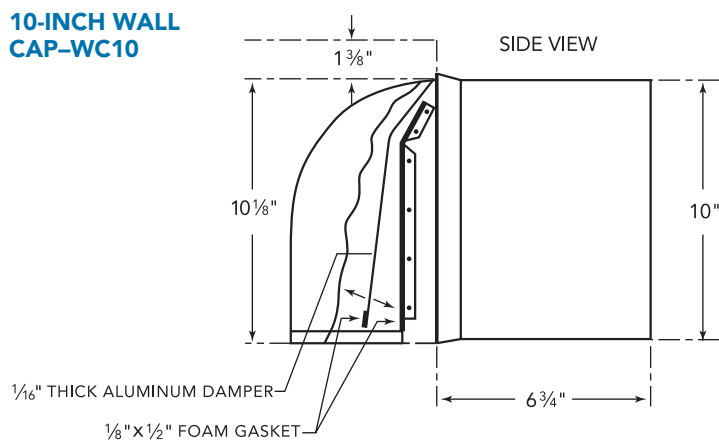


### WALL CAPS

#### 8-INCH WALL CAP-WC8



#### 10-INCH WALL CAP-WC10



These warranties give you specific legal rights and you may have other rights that vary from state to state. Full warranty and limited warranty from date of installation. For complete warranty details, refer to your Use & Care manual, or ask your dealer.

Specifications are for planning purposes only. Refer to installation instructions and consult your countertop supplier prior to making counter opening. Consult with a heating and ventilation engineer for your specific ventilation requirements. For the most detailed information, refer to installation instructions accompanying product or write to Thermador indicating the model number. Specifications are correct at time of printing. Thermador reserves the right to change product specifications or design without notice. Some models are certified for use in Canada. Thermador is not responsible for products that are transported from the U.S. for use in Canada.