

U.S. SAWS

PRICE LIST

EFFECTIVE JANUARY 1, 2016

TOLL FREE 866-987-7297

www.ussaws.com

11 High Street
Suffield, CT 06078
Phone 860-668-2402
Fax 860-668-2404

8004B East Broadway Avenue
Tampa, FL 33619
Phone 813-621-8015
Fax 813-621-7125

3702 West Central Avenue
Santa Ana, CA 92704
Phone 714-434-7297
Fax 714-434-7299

U.S. Saws is a developer and manufacturer of equipment used primarily in the Water and Sewer industry. The new magnetic manhole cover lifting system, diamond blades, and bevelling attachments for cutting and beveling plastic and ductile iron pipe, along with a full line of hand-held and walk-behind saws, are just some of the quality products U.S. Saws offers to make your job easier.

Ask about our portable, variable speed, battery powered valve exerciser with 400 ft-lbs of torque.

U.S. Saws also has a Surface Preparation Division that offers a full line of concrete repair equipment.

TABLE OF CONTENTS	
<u>Product</u>	<u>Page</u>
Abrasive Wheels	5
Air Saws & Accessories	6,8
Bevelling Equipment & Accessories	10-11
Chain Saws & Accessories	6-7
Concrete Coring Systems & Accessories	12-14
Diamond Blades	2-5
Diamond Core Bits	12-14
Gas Saws & Accessories	7-8
Hydraulic Saws & Accessories	6,8
Magnetic Manhole Lift System & Accessories	15
Roller Buddy	11
Bevel Buddy & Accessories	11
Tiger Tooth Blades	2
Valve Exerciser	9
Prices subject to change without notice	

Premium "Tiger Tooth" Diamond Blades

Applications: Ductile Iron • Cast • PVC • HDPE • Clay • Rebar • Threaded Rod • Fiberglass • Wood • Cable • Wire
 Recommended for: Hand-Held Saws • Chop Saws



Part Number	Description	Price (USD)
APB04080	4x080x7/8 Premium Tiger Tooth Blade	35.00
APB45080	4.5x080x7/8 Premium Tiger Tooth Blade	36.00
APB07090	7x090x7/8 Premium Tiger Tooth Blade	74.00
APB08125	8x125x7/8 Premium Tiger Tooth Blade	115.00
APB12125	12x125x1-20mm Premium Tiger Tooth Blade	298.00
APB14125	14x125x1-20mm Premium Tiger Tooth Blade	344.00
APB16125	16x125x1-20mm Premium Tiger Tooth Blade	445.00
APB18125	18x125x1-20mm Premium Tiger Tooth Blade	542.00
APB20140	20x140x1-20mm Premium Tiger Tooth Blade	585.00

Premium "Tiger Tooth II" Diamond Blades

Applications: Ductile Iron • Cast • PVC • HDPE • Clay • Rebar • Threaded Rod • Fiberglass • Wood • Cable • Wire
 Recommended for: Hand-Held Saws • Chop Saws



Part Number	Description	Price (USD)
APA12125C	12x125x20mm Premium Tiger Tooth II Blade	200.00
APA14125C	14x125x20mm Premium Tiger Tooth II Blade	215.00

"Pipe Piranha" Electroplated Diamond Blades


Applications: Ductile Iron • Plastic Pipe
 Recommended for: Hand-Held Saws • Chop Saws



Part Number	Description	Price (USD)
EPB12125	12x125x1-20mm Supreme Ductile Iron Blade	271.00
EPB14125	14x125x1-20mm Supreme Ductile Iron Blade	325.00
EPB16125	16x125x1-20mm Supreme Ductile Iron Blade	400.00

Super Premium "Dos Seggie" Combo Diamond Blades


Applications: Steel • Ductile Iron • Cast Iron • PVC • HDPE • Angle Iron • Rebar • Threaded Rod • Concrete • Asphalt
 Recommended for: Hand-Held Saws • Chop Saws



Part Number	Description	Price (USD)
PXX12125	12x125x1-20mm Super Premium Combo Dos Seggie Blade	230.00
PXX14125	14x125x1-20mm Super Premium Combo Dos Seggie Blade	259.00
PXX16125	16x125x1-20mm Super Premium Combo Dos Seggie Blade	351.00
PXX18142	18x142x1-20mm Super Premium Combo Dos Seggie Blade	442.00
PXX20142	20x142x1-20mm Super Premium Combo Dos Seggie Blade	621.00

Premium "Dos Seggie" Combo Diamond Blades

Applications: Steel • Ductile Iron • Cast Iron • PVC • HDPE • Angle Iron • Rebar • Threaded Rod • Concrete • Asphalt
 Recommended for: Hand-Held Saws • Chop Saws



Part Number	Description	Price (USD)
DXX12125	12x125x1-20mm Dos Seggie Blade	193.00
DXX14125	14x125x1-20mm Dos Seggie Blade	234.00
DXX16125	16x125x1-20mm Dos Seggie Blade	335.00

AXS Poly Gator Diamond Blades

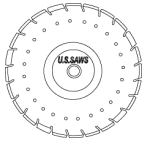
Applications: HDPE • Small Roots • Trenching Applications
 Recommended for: Hand-Held Saws



Part Number	Description	Price (USD)
AXS12250	12x125x1 AXS Poly Gator Blade	287.00
AXS14250	14x125x1 AXS Poly Gator Blade	328.00

Premium General Purpose Diamond Blades - "The General"

Applications: Asphalt • Cured Concrete • Green Concrete • Concrete Pipe • Brick • Block • Roof Tile
 Recommended for: Hand-Held Saws • Chop Saws • Low Horsepower Saws



Part Number	Description	Price (USD)
GPS12125	12x125x1-20mm Premium General Purpose Blade	230.00
GPS14125	14x125x1-20mm Premium General Purpose Blade	281.00
GPS16125	16x125x1-20mm Premium General Purpose Blade	379.00
GPS18142	18x142x1-20mm Premium General Purpose Blade	411.00
GPS20142	20x142x1-20mm Premium General Purpose Blade	500.00

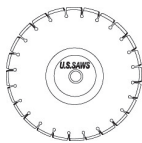
Standard General Purpose Diamond Blades

Applications: Asphalt • Cured Concrete • Green Concrete • Concrete Pipe • Brick • Block • Roof Tile
 Recommended for: Hand-Held Saws • Chop Saws • Low Horsepower Saws

Part Number	Description	Price (USD)
GPM14125	14x125x1-20mm Standard General Purpose Blade	178.00

Econo General Purpose Diamond Blades - "The Lieutenant"

Applications: Asphalt • Cured Concrete • Green Concrete • Concrete Pipe • Brick • Block • Roof Tile
 Recommended for: Hand-Held Saws • Chop Saws • Low Horsepower Saws



Part Number	Description	Price (USD)
GPL12125	12x125x1-20mm Econo General Purpose Blade	118.00
GPL14125	14x125x1-20mm Econo General Purpose Blade	145.00
GPL16125	16x125x1-20mm Econo General Purpose Blade	227.00

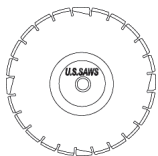
Super-Econo General Purpose Blade

Applications: Asphalt • Cured Concrete • Green Concrete • Concrete Pipe • Brick • Block • Roof Tile
 Recommended for: Hand-Held Saws • Chop Saws • Low Horsepower Saws

Part Number	Description	Price (USD)
LCS12125	12x125x1-20mm Super-Econo General Purpose Blade	60.00
LCS14125	14x125x1-20mm Super-Econo General Purpose Blade	75.00

Premium Asphalt Diamond Blades

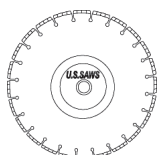
Applications: Asphalt • Asphalt Over Concrete • Green Concrete
 Recommended for: Hand-Held Saws • Chop Saws • Low Horsepower Saws



Part Number	Description	Price (USD)
DAS12125	12x125x1-20mm Premium Asphalt Blade	232.00
DAS14125	14x125x1-20mm Premium Asphalt Blade	300.00
DAS16125	16x125x1-20mm Premium Asphalt Blade	426.00
DAS18142	18x142x1-20mm Premium Asphalt Blade	455.00
DAS20155	20x155x1-20mm Premium Asphalt Blade	546.00

Premium Concrete Diamond Blades

Applications: Concrete Pipe • Cured Concrete • Brick • Block
 Recommended for: Hand-Held Saws • Chop Saws • Low Horsepower Saws



Part Number	Description	Price (USD)
STA12125	12x125x1-20mm Segmented Turbo Blade	206.00
STA14125	14x125x1-20mm Segmented Turbo Blade	243.00
STA16125	16x125x1-20mm Segmented Turbo Blade	355.00
STA18135	18x135x1-20mm Segmented Turbo Blade	373.00
STA20145	20x145x1-20mm Segmented Turbo Blade	486.00

U.S.SAWS WET CUT (WALK-BEHIND) DIAMOND BLADES

Wet Cut Walk-Behind Blades for CURED CONCRETE

Standard Walk-Behind Wet Cut Blades

Applications: Cured Concrete

Recommended for: Low Horsepower Manual Push Saws • 35HP Self-Propelled Saws

Premium Walk-Behind Wet Cut Blades

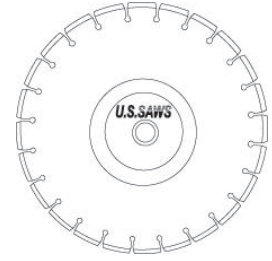
Applications: Cured Concrete

Recommended for: Self-Propelled Saws 35HP and Higher

Professional Walk-Behind Wet Cut Blades

Applications: Cured Concrete

Recommended for: Self-Propelled Saws 55HP and Higher



Description	Standard		Premium		Professional	
	Part Number	Price (USD)	Part Number	Price (USD)	Part Number	Price (USD)
12"x.125"x1" Wet Cut Concrete Blade	WCA12125S	220.00	WCA12125P	500.00	WCA12125U	525.00
12"x.250"x1" Wet Cut Concrete Blade	WCA12250S	330.00	WCA12250P	840.00	WCA12250U	935.00
14"x.125"x1" Wet Cut Concrete Blade	WCA14125S	250.00	WCA14125P	580.00	WCA14125U	620.00
14"x.250"x1" Wet Cut Concrete Blade	WCA14250S	390.00	WCA14250P	1,040.00	WCA14250U	1,155.00
16"x.125"x1" Wet Cut Concrete Blade	WCA16125S	315.00	WCA16125P	695.00	WCA16125U	1,040.00
18"x.135"x1" Wet Cut Concrete Blade	WCA18125S	380.00	WCA18135P	830.00	WCA18135U	880.00
20"x.135"x1" Wet Cut Concrete Blade	WCA20145S	420.00	WCA20145P	920.00	WCA20145U	980.00
24"x.145"x1" Wet Cut Concrete Blade	WCA24160S	615.00	WCA24145P	1,180.00	WCA24145U	1,270.00
26"x.145"x1" Wet Cut Concrete Blade			WCA26145P	1,905.00	WCA26145U	1,460.00
30"x.160"x1" Wet Cut Concrete Blade			WCA30160P	1,775.00	WCA30160U	1,850.00
36"x.160"x1" Wet Cut Concrete Blade			WCA36160P	2,225.00	WCA36160U	2,470.00

Wet Cut Walk-Behind Blades for ASPHALT

Standard Walk-Behind Wet Cut Blades

Applications: Asphalt • Green Concrete

Recommended for: Low Horsepower Manual Push Saws • 35HP Self-Propelled Saws

Premium Walk-Behind Wet Cut Blades

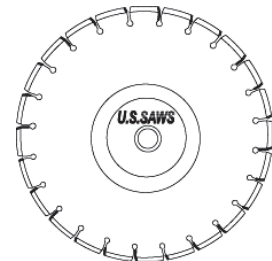
Applications: Asphalt • Green Concrete

Recommended for: Self-Propelled Saws 35HP and Higher

Professional Walk-Behind Wet Cut Blades

Applications: Asphalt • Green Concrete

Recommended for: Self-Propelled Saws 55HP and Higher



Description	Standard		Premium		Professional	
	Part Number	Price (USD)	Part Number	Price (USD)	Part Number	Price (USD)
12"x.125"x1" Wet Cut Asphalt Blade	WAA12125S	235.00	WAA12125P	680.00	WAA12125U	715.00
12"x.250"x1" Wet Cut Asphalt Blade	WAA12250S	360.00	WAA12250P	1,210.00	WAA12250U	1,315.00
14"x.125"x1" Wet Cut Asphalt Blade	WAA14125S	275.00	WAA14125P	810.00	WAA14125U	865.00
14"x.250"x1" Wet Cut Asphalt Blade	WAA14250S	430.00	WAA14250P	1,390.00	WAA14250U	1,545.00
16"x.125"x1" Wet Cut Asphalt Blade	WAA16125S	355.00	WAA16125P	940.00	WAA16125U	1,010.00
18"x.145"x1" Wet Cut Asphalt Blade	WAA18145S	415.00	WAA18145P	1,130.00	WAA18145U	1,210.00
20"x.135"x1" Wet Cut Asphalt Blade	WAA20145S	470.00	WAA20145P	1,210.00	WAA20145U	1,335.00
24"x.145"x1" Wet Cut Asphalt Blade	WAA24160S	735.00	WAA24145P	1,585.00	WAA24145U	1,650.00
26"x.165"x1" Wet Cut Asphalt Blade			WAA26160P	1,965.00	WAA26160U	2,090.00
30"x.160"x1" Wet Cut Asphalt Blade			WAA30160P	2,175.00	WAA30160U	2,310.00
36"x.160"x1" Wet Cut Asphalt Blade			WAA36160P	2,725.00	WAA36160U	2,845.00

Tiger Tooth Abrasive

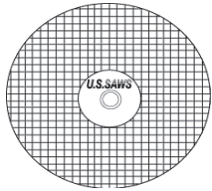
Applications: Ductile Iron
Recommended for: High Speed Saws



Description	Part Number	Price (USD)
14x5/32x1-20mm Universal Arbor Combination Wheel	MN37843UA	13.00

Aluminum Oxide Abrasive Wheels

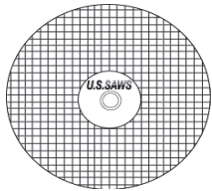
Applications: Steel
Recommended for: High Speed Saws



Description	Premium Wheels		Value Wheels	
	Part Number	Price (USD)	Part Number	Price (USD)
12x5/32x20mm Aluminum Oxide Wheel	ME16136	9.86	MA32126	8.00
12x5/32x1 Aluminum Oxide Wheel	ME16137	9.86	MA32125	8.00
14x5/32x20mm Aluminum Oxide Wheel	ME16140	16.39	MA32146	9.50
14x5/32x1 Aluminum Oxide Wheel	ME16139	16.39	MA32145	9.50
16x5/32x1 Aluminum Oxide Wheel	ME16204	29.15	N/A	N/A

Silicon Carbide Abrasive Wheels

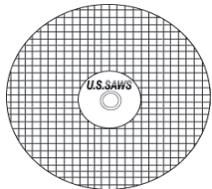
Applications: Masonry • Non-Ferrous Metals • Asphalt
Recommended for: High Speed Saws



Description	Premium Wheels		Value Wheels	
	Part Number	Price (USD)	Part Number	Price (USD)
12x5/32x20mm Silicon Carbide Wheel	ME16156	9.77	MA37126	8.50
12x5/32x1 Silicon Carbide Wheel	ME16157	9.77	MA37125	8.50
14x5/32x20mm Silicon Carbide Wheel	ME16160	16.95	MA37146	10.75
14x5/32x1 Silicon Carbide Wheel	ME16159	16.95	MA37145	10.75

Aluminum Oxide/Silicon Carbide Combo Abrasive Wheels

Applications: Ductile Iron
Recommended for: High Speed Saws



Description	Premium Wheels		Value Wheels	
	Part Number	Price (USD)	Part Number	Price (USD)
12x5/32x20mm Combo Wheel	ME16168	9.95	MA35126	8.50
12x5/32x1 Combo Wheel	ME16138	9.95	MA35125	8.50
14x5/32x20mm Combo Wheel	ME16142	17.43	MA35146	10.75
14x5/32x1 Combo Wheel	ME16149	17.43	MA35145	10.75

Note: Abrasive wheels are packaged in quantities of 10 per box.
Prices shown (USD) are per wheel.

Abrasive Wheel Accessories

Part Number	Description	Price (USD)
BUSH0120376	1" to 20mm Abrasive Wheel Bushing	6.00
BUSH0120375	1" to 20mm Diamond Blade Bushing	6.00

Air Chain Saws & Accessories: **CONCRETE**

AIR

Part Number	Description	Price (USD)
US60465	ACH-GB16 Heavy Duty Air Powered Chain Saw with 16" Bar & Concrete Chain	4,335.00
US60503	ACH-GB20 Heavy Duty Air Powered Chain Saw with 20" Bar & Concrete Chain	4,565.00
IC531743	10" ProForce Diamond Chain (Fits 10" Guide Bar)	695.00
IC525342	16" ProForce Diamond Chain (Fits 15" & 16" Guide Bars)	815.00
IC531749	20" ProForce Diamond Chain (Fits 20" Guide Bar)	970.00
IC529829	10" Guide Bar (Fits ACHGB & 890F4)	160.00
US230805	15"/16" Guide Bar (Fits ACH-GB & 890F4; Actual Bar Length 20.5")	215.00
US297675	20" Guide Bar (Fits ACH-GB & 890F4; Actual Bar Length 24")	265.00

Air Chain Saws & Accessories: **DUCTILE IRON**

AIR

Part Number	Description	Price (USD)
US60466	ACH-GB16 Air Powered Heavy Duty 7.5 HP Gearbox Chain Saw with PowerGrit Chain	4,120.00
US60468	ACH-GB16 Air Chain Saw Package includes Saw, Bar, Chain, Hose, (1) Qt Ice Free Oil, (1) Wrench, Storage Bag & 10" Pipe Clamp	4,570.00
US60502	ACH-GB20 Air Powered Heavy Duty 7.5 HP Gearbox Chain Saw with PowerGrit Chain	4,220.00
US60469	ACH-GB20 Air Powered Heavy Duty 7.5 HP Gearbox Chain Saw Package includes Saw, Bar, Chain, Storage Bag, (1) Qt Ice Free Oil, 10" Pipe Clamp & Chain Extension	4,850.00
US60410	Pipe Clamp with Mounting Axle (Fits ACH-GB) For Pipes Up To 10" In Diameter	450.00
US60410-3	Chain Extension For Pipe Clamp Use On 10"-16" Diameter Pipes	54.00
APB15/16CS	15"/16" PowerGrit Ductile Iron Chain (Fits 15" & 16" Guide Bars)	505.00
APB20CS	20" PowerGrit Ductile Iron Chain (Fits 20" Guide Bar)	560.00
US230805	15"/16" Guide Bar (Fits ACH-GB & 890F4; Actual Bar Length 20.5")	215.00
US297675	20" Guide Bar (Fits ACH-GB & 890F4; Actual Bar Length 24")	265.00
US60403	Chain Saw Carrying Bag	150.00

Hydraulic Chain Saws & Accessories

HYDRAULIC

Part Number	Description	Price (USD)
US72000	Model 890F4 (8 GPM) with 15" Bar - PowerGrit Chain	4,835.00
US72008	Model 890F4 (8 GPM) 15" Bar, PowerGrit Chain, and 10" Pipe Clamp	5,285.00
US72010	Model 890F4 (12 GPM) with 15" Bar - PowerGrit Chain	4,835.00
US72005	Model 890F4 (8 GPM) with 20" Bar - PowerGrit Chain	4,940.00
US72015	Model 890F4 (12 GPM) with 20" Bar - PowerGrit Chain	4,940.00
US230805	15"/16" Guide Bar (Fits ACH-GB & 890F4)	215.00
US297675	20" Guide Bar (Fits ACH-GB & 890F4; Actual Bar Length 24")	265.00
US253205	25" Guide Bar (Fits ACH-GB & 890F4)	410.00
APB15/16CS	15"/16" PowerGrit Ductile Iron Chain (Fits 15" & 16" Bars)	505.00
APB20CS	20" PowerGrit Ductile Iron Chain (Fits 20" Bar)	560.00
APB25CS	25" PowerGrit Ductile Iron Chain (Fits 25" Bar)	630.00
IC525342	16" ProForce Concrete Diamond Chain (Fits 15" & 16" Bars)	815.00
IC531749	20" ProForce Concrete Diamond Chain (Fits 20" Bars)	970.00
IC525345	25" ProForce Concrete Diamond Chain (Fits 25" Bars)	1,185.00
US60410H	Pipe Clamp with Mounting Axle (Fits 890F4) For Pipes Up To 10" In Diameter	450.00
US508885	Model P95 - 18 HP Multiflow Power Pack (5 & 8 GPM)	6,250.00
US550905	Model P110 - 23 HP Multiflow Power Pack (8-12 GPM)	7,250.00
RG1613075	Adjustable Flow Adaptor Valve (5, 8, & 10 GPM)	645.00
US04667	25" Hydraulic Hose Set, (2) Hoses	419.00

Gas Chain Saws & Accessories: **CONCRETE**

GAS

Part Number	Description	Price (USD)
IC575863	Model 695XL-14 GC 6.4hp Gas Concrete Chain Saw with 14" Bar & TwinMAX Diamond Chain	2,845.00
IC575872	695XL-16 F4 Heavy-Duty Gas Concrete Chain Saw with 16" Guide Bar & ProForce Diamond Chain	3,230.00
IC553207	12" Guide Bar (Fits 695GC) Accepts 29 Segment Chain	165.00
IC73600	14" Guide Bar (Fits 695GC) Accepts 32 Segment Chain	205.00
US244905	16" Guide Bar (Fits 633F4 & 695F4; Actual Bar Length 22")	260.00
IC71400	12" TwinMAX-29 Seg Concrete Diamond Chain (Fits 12" Guide Bar)	435.00
IC71486	14" TwinMAX-32 Seg Concrete Diamond Chain (Fits 14" Guide Bar)	485.00
IC525342	16" ProForce Concrete Diamond Chain (Fits 16" Guide Bar)	815.00
IC544129	Replacement Bar Stud Kit	75.00
IC543904	Replacement Tensioner Set Screw Assembly	84.00
IC525496	Drive Sprocket for F4 series saw	45.00

Gas Chain Saws & Accessories: **DUCTILE IRON**

GAS

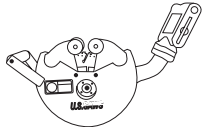
Part Number	Description	Price (USD)
US71021	Model 695XL-16 PG 6.4 HP Gas Chain Saw with 16" Guide Bar & PowerGrit Ductile Iron Chain	2,920.00
US71028	Model 695XL-16 PG 6.4 HP Gas Chain Saw with 16" Guide Bar, PowerGrit Ductile Iron Chain, 10" Pipe Clamp & Storage Bag	3,365.00
IC580423	Model 680ES-PG 5 HP Gas Chain Saw with 10" Guide Bar & PowerGrit Ductile Iron Chain	1,950.00
US60410G	Pipe Clamp with Mounting Axle (Fits 695F4) For Pipes Up To 10" In Diameter	450.00
US60410-3	Chain Extension For Pipe Clamp Use On 10"-16" Diameter Pipes	54.00
IC579158	10" Guide Bar (Fits 680ES-PG)	160.00
US244905	16" Guide Bar (Fits 633F4 & 695F4)	260.00
APB10CS	10" PowerGrit Ductile Iron Chain (Fits 10" Bar)	430.00
APB15/16CS	15"/16" PowerGrit Ductile Iron Chain (Fits 15" & 16" Bar)	505.00
IC505883	2-Stroke Oil, 5.2 oz. (24/Case)	65.00
IC505882	2-Stroke Oil, 5.2 oz. (6-Pack)	25.00
US60403	Chain Saw Carrying Bag	150.00

Pump & Water Dispensing Accessories

Part Number	Description	Price (USD)
US27815	5 Gallon Battery Powered Pump with Extendable Handle, Battery Charger, and Hose Adapters	250.00
US27810-1	Water Sprayer Kit with Hose & Fittings	149.00
IC573285	25 Gallon Water Tank Kit with 12v Gator Clip Hookup	365.00

Belly Saws & Accessories

AIR



HYDRAULIC

Part Number	Description	Price (USD)
US60278	8"-24" Belly Saw with High-Output Motor, 8" Guard, 8" Tiger Tooth Blade, 24" Strap Assembly 6' Whip Hose with Oiler, Wrenches, Quart Ice Free Oil & Storage Bag	2,575.00
US60280	24" to 48" Belly Saw with 12" Guard, 12" Tiger Tooth Blade, 48" Strap Assembly, 6' Whip Hose with Oiler, (2) Wrenches, (1) Quart Ice Free Oil & Storage Bag	4,189.00
US60290	48" to 60" Belly Saw with 12" Guard, 12" Tiger Tooth Blade, 60" Strap Assembly, 6' Whip Hose with Oiler, (2) Wrenches, (1) Quart Ice Free Oil & Storage Bag	4,698.00
US60250	8"-24" Hydraulic Belly Saw (2,000 psi at 7 gpm) with 8" Tiger Tooth Blade, 24" Strap Assembly, (1) Wrench, Storage Bag	4,746.00
US60215	Belly Saw Strap Assembly For 6" - 18" Pipe	220.00
US60215-24	Belly Saw Strap Assembly For 8" - 24" Pipe	325.00
US60203	Belly Saw Canvas Storage Bag	150.00
US60160	Water Kit - For Steel Pipe/ High Spark Conditions	100.00
APB08125	8x125x7/8 Premium Tiger Tooth Blade	115.00
APB12125	8x125x7/8 Premium Tiger Tooth Blade	298.00

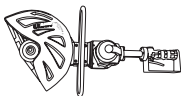
Walk Behind Saws & Accessories



AIR

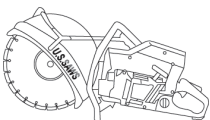
Part Number	Description	Price (USD)
US60025	FSB-60 Walk-Behind Air Saw with Direct Drive, 14" Blade Capacity, Water Feed Kit, Whip Hose, Oiler, Wrenches, & (1) Quart Ice Free Oil	2,519.00
US60050	FSB-150 Heavy Duty Walk-Behind Air Saw with Gear Box, 20" Blade Capacity, Water Feed Kit, Whip Hose, Oiler, Wrenches & (1) Quart Ice Free Oil	3,399.00
US60060	Water Tank Kit (Fits FSB-60 and FSB-150 Saws)	492.00
02-17059	Quart of Petroleum Base Ice Free Oil	13.00
US60157	6' Air Hose, #5-PF Oiler, & Chicago Fitting	155.00
US60158	1/2" Air Hose x 1/2" NPT x 6'	83.00
US60159	1/2" Chicago Air Connector	11.00
US15060	Oiler #5-PF, 1/2" NPT	67.00

Hand-Held Saws & Accessories



AIR

Part Number	Description	Price (USD)
Air Powered - Belt Driven Saws : Ideal for Pipe Cutting & Underground Applications		
US60100	HSB-14 Hand-Held Air Saw with Geared Belt Drive, 14" Adjustable Guard, Water Feed Kit, Whip Hose, Oiler, Wrenches, & (1) Quart Ice Free Oil	1,996.00
US60075	HSB-16 Hand-Held Air Saw with Geared Belt Drive, 16" Adjustable Guard, Water Feed Kit, Whip Hose, Oiler, Wrenches, & (1) Quart Ice Free Oil	2,115.00
Air Powered - Direct Drive Saws : Power and Durability for Heavy Construction Applications		
US-HS100	HS-100 Direct Drive Hand Held Air Saw with 14" Guard	1,150.00
US-HS125	HS-125 Hand Held Air Saw with Gearbox, Whip Hose, Oiler & 14" Guard	2,360.00
US-HS150	HS-150 Hand Held Air Saw with Gearbox, Whip Hose, Oiler & 18" Guard	2,450.00
02-17059	Quart of Petroleum Base Ice Free Oil	13.00
US60157	6' Air Hose, #5-PF Oiler, & Chicago Fitting	155.00
US60158	1/2" Air Hose x 1/2" NPT x 6'	83.00
US60159	1/2" Chicago Air Connector	11.00
US15060	Oiler #5-PF, 1/2" NPT	67.00
Gas Powered Chop Saws		
US16790	Husqvarna K1260-16 7.8 HP with 16" Guard	2,074.00
US16780	Husqvarna K1260-14 7.8 HP with 14" Guard	1,954.00
US77201	Husqvarna K970-16 6.4 HP with 16" Guard	1,762.00
US77101	Husqvarna K970-14 6.4 HP with 14" Guard	1,642.00
US33401	Husqvarna K760-14 5 HP with 14" Guard	1,262.00
US33201	Husqvarna K760-12 5 HP with 12" Guard	1,222.00
US88114	5 HP iLube Oil Injection Chop Saw with 14" Guard	1,262.00
HU6100130	XP Pro Performance 2-Cycle Oil, 2.6 oz (Case of 24)	48.50

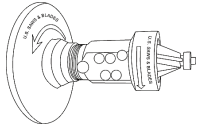


GAS

Valve Exerciser & Accessories

Part Number	Description	Price (USD)
US75005	Valve Exerciser- Deluxe Package; Power Head and Extra Battery with Hard Case, Two Legs, Two Feet, Carry Bag, Deluxe Drive Shaft, Valve Key, and Extensions	4,995.00
US75610	Hydrant Socket Attachment	95.00
US75012-1PACK	Hex Shear Key - 5 Pack	20.00
US75033	Solid Extension with Twist Lock	280.00
US75033-10	Replacement Brass Pin for Twist Lock	4.50
US75400-1	Replacement Drive Shaft Snap Button	13.00
SXB625592	18v 5.2ah Li-ion Battery Pack	250.00
SXB627046	18v 5.2ah Li-ion Battery Charger	90.00
SXBS18LTXIMPULS	Replacement Drill, 2 Batteries & Battery Charger	398.00

Beveler Assemblies



Note: 3 Flute Bevelers are recommended for use on large diameter pipe; 16" and greater		
US24040	3 Flute Big Daddy Husqvarna Beveler Assembly	400.00
US24041	3 Flute Big Daddy Stihl Beveler Assembly	400.00
US24043	3 Flute Big Daddy iLube Beveler Assembly	400.00
Note: 8 Flute Bevelers are recommended for use on all PVC pipe; 6" to 16" diameter pipe		
US24060	8 Flute Husqvarna Beveler Assembly	365.00
US24061	8 Flute Stihl Beveler Assembly	365.00
US24063	8 Flute iLube Beveler Assembly	365.00
Note: 16 Flute Bevelers are recommended for use on PVC		
US24050	16 Flute Husqvarna Beveler Assembly	415.00
US24051	16 Flute Stihl Beveler Assembly	415.00
US24054	16 Flute iLube Beveler Assembly	415.00
Hand-held Electric Tools		
US24064	Right Angle Grinder 5/8-11 8 Flute Beveler Assembly	297.00
US24032	Right Angle Grinder 5/8-11 16 Flute Beveler Assembly	347.00

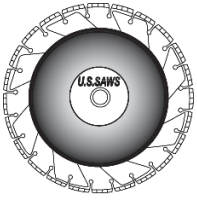
Beveler Replacement Parts & Cutters

Part Number	Description	Price (USD)
US24100	Beveler Barrel	266.00
US24101	Beveler Barrel-"Big Daddy"	266.00
US24106	Beveler Mounting Flange & Bolt-Husqvarna	84.00
US24107	Beveler Mounting Flange & Bolt-Stihl	84.00
US24764	Outer Beveler Mounting Flange - iLube	75.00
US24764-1	Inner Beveler Flange - iLube	75.00
US24111	Beveler Flange Bolt Only-Husqvarna	11.00
US24112	Beveler Flange Bolt Only-Stihl	11.00
US24116	Beveler Adjusting Screw (Hex)	14.00
US24123	3 Flute Big Daddy Beveler Blade 15° 1/2" Bearing	230.00
US24130	8 Flute Beveler Blade 15° 1/2" Bearing	205.00
US24122	16 Flute Beveler Blade 15° 3/4" Bearing	245.00
US24125	Belleville Spring Washer	3.00
US24150	13/19mm Combi Wrench & Screwdriver	12.00
US24155	8mm Allen Wrench-Stihl	4.80
US24171	Alignment Sleeve For 5/8-11 Arbor	16.00
US24185	1/2" Beveler Blade Bearing/Screw Replacement Kit	15.00
US24186	5/8" Beveler Blade Bearing/Screw Replacement Kit	15.00
US24187	3/4" Beveler Blade Bearing/Screw Replacement Kit	15.00

Bevel Saw

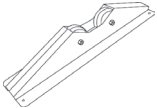
Part Number	Description	Price (USD)
US88114	14" 5hp iLube Oil Injection Gas Powered Chop Saw	1,262.00
US26660	Bevel Saw Assembly (14" iLube Saw, 12" Tiger Tooth Blade, and 16 flute PVC Beveler)	1,550.00

“Ductile Buddy” Kits & Accessories



Part Number	Description	Price (USD)
US24747	7" Furnace Brazed Diamond Beveler Wheel with 20mm Arbor for Stihl (Low Profile)	257.00
US24746	7" Furnace Brazed Diamond Beveler Wheel with 1" Arbor for Husqvarna (Low Profile)	257.00
US24800	7" Furnace Brazed Diamond Beveler Wheel & Flange Assembly for Husqvarna	356.00
US24801	7" Furnace Brazed Diamond Beveler Wheel & Flange Assembly for Stihl (Pre TS20)	356.00
US24745	7" Furnace Brazed Diamond Beveler Wheel Replacement (Flange Type)	257.00
US24195	M5 .8 x 8mm Socket Head Screw Replacement Kit (8)	12.00
US24761	Ductile Beveler Flange Only (Husqvarna)	68.00
US24762	Ductile Beveler Flange Only (Stihl)	68.00
US24111	Beveler Flange Bolt Only-Husqvarna	11.00
US24112	Beveler Flange Bolt Only-Stihl	11.00
US24155	8mm Allen Wrench	4.80
US24150	13/19mm Combi-Wrench & Screwdriver	12.00

“Roller Buddy” Assemblies



Part Number	Description	Price (USD)
US31000	Roller Buddy Assembly (One)	72.00
US31001	Roller Buddy Assembly (Pair)	120.00
US31003	Roller Buddy Assembly (Three)	165.00

“Bevel Buddy” Assemblies & Accessories

Part Number	Description	Price (USD)
US26550	DeWalt Bevel Buddy Assembly Complete with 110V Battery Charger, 2 Batteries, Carrying Case & Blade (Includes 16 Flute Beveller)	735.00
US24031	DeWalt Bevel Buddy Conversion Kit, Nuts & Handle	152.00
APB45080	4.5x080x7/8-5/8 Premium Tiger Tooth Blade	36.00

Mud Shovels

Part Number	Description	Price (USD)
US49480	Round Point Mud Shovel with 48" Wood Handle	59.55
US49481	Round Point Mud Shovel with 30" Wood "D" Handle	59.55
US49482	Square Point Mud Shovel with 48" Wood Handle	59.55
US49483	Round Point Mud Shovel with 48" Polymer Handle	69.79
US49484	Square Point Mud Shovel with 48" Polymer Handle	69.75

Core Buddy Hand Held Concrete Coring System

Part Number	Description	Price (USD)
Note: Recommended for drilling 2-1/2" to 8" diameter holes.		
US27550	Core Buddy Kit with Quick Disconnect Fittings For Use with Right Angle Grinder, Right Angle Drill, or Hammer Drill and Carrying Case	575.00
US26499	DeWalt Model D28499X 6000rpm 5.3hp Grinder	475.20

Premium Pointed Core Bits (For Use With Core Buddy)

Designed for smooth starts and long life. For use in concrete.

Part Number	Description	Price (USD)
CBK0250F	2.5x1-1/4-12 Premium Pointed Core Bit	256.00
CBK0300F	3x1-1/4-12 Premium Pointed Core Bit	286.00
CBK0350F	3.5x1-1/4-12 Premium Pointed Core Bit	333.00
CBK0400F	4x1-1/4-12 Premium Pointed Core Bit	365.00
CBK0450F	4.5x1-1/4-12 Premium Pointed Core Bit	434.00
CBK0500F	5x1-1/4-12 Premium Pointed Core Bit	480.00
CBK0550F	5.5x1-1/4-12 Premium Pointed Core Bit	539.00
CBK0600F	6x1-1/4-12 Premium Pointed Core Bit	567.00
CBK0650F	6.5x1-1/4-12 Premium Pointed Core Bit	700.00
CBK0700F	7x1-1/4-12 Premium Pointed Core Bit	706.00
CBT0875F	8.75x1-1/4-12 Premium Pointed Core Bit	656.00
CBK0800F	8x1-1/4-12 Premium Pointed Core Bit	782.00

Core Daddy Hand Held Concrete Coring System

Part Number	Description	Price (USD)
Note: Recommended for drilling 5" to 16" diameter holes.		
US27700	Core Daddy Kit with Gearbox For Extra Torque & Power & Carrying Case	2,975.00
TC66VL	Air Powered 4hp Motor with 5/8-11 Spindle, Handle & Throttle	698.00

Premium Core Bits (For Use With Core Daddy)

Designed for smooth starts and long life. For use in concrete, brick, and block.

Part Number	Description	Price (USD)
CBK0400G*	4" Open End Premium Core Bit	493.00
CBK0500G*	5" Open End Premium Core Bit	537.00
US27743	*Small Flange required for 4" & 5" Bits	71.00
CBK0600G	6" Open End Premium Core Bit	635.00
CBK0700G	7" Open End Premium Core Bit	791.00
CBK0800G	8" Open End Premium Core Bit	875.00
CBK1000G	10" Open End Premium Core Bit	1,079.00
CBM1081G	10-13/16" Open End Premium Core Bit	1,749.00
CBK1200G	12" Open End Premium Core Bit	1,371.00
CBM1281G	12-13/16" Open End Premium Core Bit	1,933.00
CBK1400G	14" Open End Premium Core Bit	1,556.00
CBM1575G	15-3/4" Open End Premium Core Bit	2,268.00
CBK1600G	16" Open End Premium Core Bit	1,703.00

Core Buddy & Core Daddy Accessories

Part Number	Description	Price (USD)
US27800	Carrying Case - Hole Core Buddy Kit	121.00
US27518	5/8-11 To Straight Adapter	40.00
US27770	5/8-11 Quick Disconnect	75.00
US27772	Straight Shaft Quick Disconnect	88.00
US27735	Core Daddy Hex Drive Shaft Assembly	180.00
US27490	Brass 3/16 Shear Pin	12.00
US24152	1-1/2" Heavy Duty Wrench	23.00
US24153	47mm Heavy Duty Wrench	25.00
US27526	(10) 3/8-16 Drop-In Anchor 1/2" OD	11.00
US27521	5/8" SDS+ Masonry Drill Bit	30.00
US27530	Core Buddy 3/8"-16x2" Toggle Bolt	44.00
US27536	Core Buddy 3/8"-16x3-1/4" Toggle Bolt	44.00

Core EZ Concrete Coring System



Part Number	Description	Price (USD)
US28000	Core Ez Kit - Gearbox, Metabo 24-230 Grinder, Wheeled Carrying Case	2,875.00

Premium Core Bits (For Use With Core EZ)

Designed for smooth starts and long life. For use in concrete, brick, and block.

Part Number	Description	Price (USD)
CBB0300M	3"x.165 Core Bit	133.00
CBB0400M	4"x.165 Core Bit	162.00
CBB0500M	5"x.165 Core Bit	192.00
CBB0600M	6"x.165 Core Bit	239.00
CBB0700M	7"x.165 Core Bit	360.00
CBB0800M	8"x.165 Core Bit	411.00
CBB1000M	10"x.165 Core Bit	640.00

Core Mate Accessories

Part Number	Description	Price (USD)
US28210	Concrete Anchor	2.00
US28171-11	O-Ring - Feed Tube	3.25
US28171-16	Polyurethane Seal - Feed Tube	14.00
US28171-17	Lip Seal - Feed Tube	24.00
US28111-11	Replacement Belt 415mm x25mm	69.00
US28131-16	Replacement Belt 425mm x25mm	120.00
US28131-2	Output Shaft Seal - Gearbox	24.00
US28191-6	Spindle Nut 5/8-11	24.00
US28191-7	Spindle Nut M14x2.0	32.00
US24152	1-1/2" Heavy Duty Wrench	23.00
US28300	1-1/4 x 7 Adapter for Conventional Core Machines	65.00
US28561	Core Bit Adapter	207.00
SXW24230	Metabo W24-230 6600 RPM 9" Angle Grinder	398.00

Conventional Core Drill Rigs

Part Number	Description	Price (USD)
MK158652	Manta III with Combination Fixed Base Drill Stand Core Drill Rig Milwaukee 4094 20 Amp Shear Pin Motor	2,877.00

Premium Core Bits (For Use With Conventional Core Drilling Machines)

Part Number	Description	Price (USD)
CBA006231P20T	5/8x5/8-11 Premium Wet Core Bit	96.00
CBA007531P20T	3/4x5/8-11 Premium Wet Core Bit	98.00
CBA010031P20T	1x5/8-11 Premium Wet Core Bit	109.00
CBA020031P20W	2x1-1/4-7 Premium Wet Core Bit	139.00
CBA030031P20W	3x1-1/4-7 Premium Wet Core Bit	180.00
CBA040031P20W	4x1-1/4-7 Premium Wet Core Bit	233.00
CBA050031P20W	5x1-1/4-7 Premium Wet Core Bit	285.00
CBA060031P20W	6x1-1/4-7 Premium Wet Core Bit	365.00
CBA070031P20W	7x1-1/4-7 Premium Wet Core Bit	478.00
CBA080031P20W	8x1-1/4-7 Premium Wet Core Bit	534.00
CBA090031P20W	9x1-1/4-7 Premium Wet Core Bit	640.00
CBA100031P20W	10x1-1/4-7 Premium Wet Core Bit	766.00
CBA120031P20W	12x1-1/4-7 Premium Wet Core Bit	1,004.00
CBA140031P20W	14x1-1/4-7 Premium Wet Core Bit	1,306.00
CBA160031P20W	16x1-1/4-7 Premium Wet Core Bit	1,513.00

Carbide Grit Deep Cut Hole Saws

Part Number	Description	For Use With	Price (USD)
CBX0450CG	4.5"OD x 6" Carbide Grit Deep Arbor Hole Saw	4" InsertaTee	292.00
CBX0500CG	5"OD x 6" Carbide Grit Deep Arbor Hole Saw	4" QwikSeal	305.00
CBX0600CG	6"OD x 6" Carbide Grit Deep Arbor Hole Saw		340.00
CBX0650CG	6.5"OD x 6" Carbide Grit Deep Arbor Hole Saw	6" InsertaTee	455.00
CBX0700CG	7"OD x 6" Carbide Grit Deep Arbor Hole Saw	6" QwikSeal	486.00
CBX0875CG	8.75"OD x 6" Carbide Grit Deep Arbor Hole Saw	8" InsertaTee	594.00
CBX0900CG	9"OD x 6" Carbide Grit Deep Arbor Hole Saw	8" QwikSeal	610.00
CBXARBOR	Arbor Kit for CBX Core Bits		48.00

Magnet and Dolly Lifting System Packages

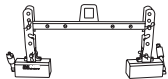


Part Number	Description	Price (USD)
US30550	Curved Heavy Duty Collapsible Steel Dolly with 8" Hard Wheels and Heavy Duty Magnet (Recommended for covers up to 300 lbs.)	1,274.00
US30555	Curved Heavy Duty Collapsible Steel Dolly with 8" Hard Wheels and Supreme Duty Magnet (Recommended for covers up to 600 lbs.)	1,425.00
US30200	Curved Heavy Duty Collapsible Steel Dolly with 8" Hard Wheels and Mega Duty Magnet for a lightweight dolly with maximum holding power	1,544.00
US30160	Supreme Duty Collapsible Dolly with 10" Hard Wheels and Supreme Duty Magnet (Recommended for covers up to 600 lbs.)	1,609.00
US30170	Supreme Duty Collapsible Dolly with 10" Hard Wheels and Mega Duty Magnet (Recommended for covers up to 900 lbs.)	1,814.00
US30185	Aluminum Heavy Duty Collapsible Dolly with 8" Hard Wheels and Heavy Duty Magnet (Recommended for covers up to 300 lbs.)	1,566.00
US30186	Aluminum Heavy Duty Collapsible Dolly with 8" Hard Wheels and Supreme Duty Magnet (Recommended for covers up to 600 lbs.)	1,717.00

Magnet and Dolly Lifting System Components

US30330	Heavy Duty Magnet and H Handle Assembly (Lifts Up To 300 Pounds)	642.00
US30450	Supreme Duty Magnet and H Handle Assembly (Lifts Up To 600 Pounds)	793.00
US30660	Mega Duty Magnet and H Handle Assembly (Lifts Up To 900 Pounds)	945.00
US30500	Curved Steel Dolly (Collapsible) with 8" Hard Wheels	675.00
US30180	Curved Aluminum Dolly (Collapsible) with 8" Hard Wheels	923.00
US30181	Curved Aluminum Dolly (Collapsible) with 10" Soft Wheels	966.00
US30115	Supreme Duty Dolly (Collapsible) with 10" Hard Wheels and Extension Handles	880.00
US30116	Supreme Duty Dolly (Collapsible) with 10" Soft Wheels and Handle Extension	880.00

Magnet and Dolly Lifting System Accessories



US30261	Twin Magnet Spreader Bar	96.00
US30117	Supreme Duty Dolly Lifting Arm Extension for Lids over 36-inches in diameter	48.00
US30050	10" Semi-Pneumatic Soft Wheels Kit (Pair) with Axle For Use On Soft Ground	193.00
US30055	Storm Grate Lifting Chain w/Centering Loop & (3) Hooks	81.00
US30047	Replacement 8" Hard Wheel	36.00
US30046	Replacement 10" Hard Wheel	48.00
US35000	42" Folding Manhole Barrier with Chains	395.00

Handheld Magnetic Lifting Systems

US30298	1 Magnet "Bo Bop" Break 'N Take Valve Box Cover Lifter with Hammer (30 lbs Capacity)	250.00
US30299	1 Magnet "Bo Bop" Break 'N Take Valve Box Cover Lifter with Brass, Non-Sparking Hammer (30 lbs Capacity)	270.00
US30178	3 Magnet Flying Wing Break 'N Take Lid Lifter with Carrying Shoe (150 lbs Capacity)	675.00
US30178RT	3 Magnet Robotron Break 'N Take Lid lifter with Carrying Shoe (250 lbs Capacity)	783.00
US30178UTILITY	3 Magnet Robotron Break 'N Take Lid Lifter with Carrying Shoe and Extendable Utility Handle (250 lbs Capacity)	850.00
US30188	4 Magnet Break 'N Take Aluminum Lid Lifter with Carrying Shoe (200 lbs Capacity)	783.00
US30188RT	4 Magnet Robotron Break 'N Take Lid Lifter with Carrying Shoe (350 lbs Capacity)	850.00
US30188UTILITY	4 Magnet Robotron Break 'N Take Lid Lifter with Carrying Shoe and Extendable Utility Handle (350 lbs Capacity)	950.00
US30184Utility	Utility Handle Upgrade for Robotron	125.00

LIMITED EQUIPMENT WARRANTY

US Saws warrants each new unit to be free from defects in material and workmanship for a period of one year from date of factory shipment.

This warranty does not obligate US Saws to bear any transportation charges or personnel time in connection with the replacement or repair of defective parts. This warranty does not obligate US Saws to bear any expense for travel time or of personnel in connection with service calls.

Accessories or equipment furnished and installed on the product by US Saws but manufactured by others shall carry the accessory manufacturer's own warranty.

US Saws will not, in any event, be liable to the user for any consequential damages arising out of the sale for the loss of use, loss of profits or revenue, interest, lost goodwill or work stoppage.

RETURN/CLAIM POLICY

1. Return of merchandise for credit or exchange must be done within 90 days of receipt. Authorized US Saws factory personnel must approve all returns, at which time an RA# (Return Authorization) will be issued. A copy of the RA will then be faxed to the customer to use as a packing list and to describe any defects.
2. Obsolete parts or special orders will not be accepted for return.
3. Package MUST include a copy of the RA. Merchandise shall be returned freight prepaid unless approved otherwise. All returns NOT accompanied by an RA# will be refused.
4. Upon arrival, all items will be evaluated for credit. If an item is deemed defective, a credit will be issued toward any replacement order.
5. Each return will be subject to a 15% restocking charge.
6. Any claims of shortage, damage, defects or wrong items must be submitted to US Saws within 30 days of receipt.
7. Electric motors and gas engines are covered under the manufacturer's warranty. These items should be sent to their respective service centers for inspection, repair or replacement when deemed necessary.
8. The customer must submit a claim to the carrier when items are received damaged.

THE FOLLOWING INFORMATION APPLIES TO ALL ORDERS SHIPPED IN THE USA & CANADA

1. All prices quoted are F.O.B. origin.
2. Discounts are not allowed on tax, freight or labor. Accounts not paid within 30 days are subject to 1.5% per month service charge (18% annual percentage rate).
3. US Saws reserves the right to bid and sell direct to the U.S. Government,.
4. All prices are subject to change without notice.
5. US Saws reserves the right to modify, alter and improve any part or parts without incurring any obligation to replace any part or parts, previously sold with such modified, altered or improved part or parts.
6. \$25.00 minimum net order for parts and accessories.