



STAINLESS STEEL

DETACHABLE DRAINBOARDS

For "400" and "600" Series Budget Sinks



Item #: _____ Qty #: _____

Model #: _____

Project #: _____

DIMENSIONS and SPECIFICATIONS

TOL ± .500"

ALL DIMENSIONS ARE TYPICAL

FEATURES:

DRAINBOARD: 18 ga, type "430" stainless steel.

BRACES: 16 ga, type "430" stainless steel.

***TUBULAR LEGS:** Galvanized legs and adjustable plastic feet are provided with 36" and 48" long Drainboards.

Sides and end of drainboard turned up 2" with hemmed edges along top edges.

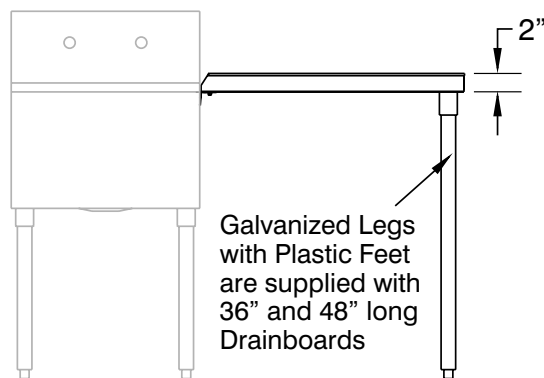
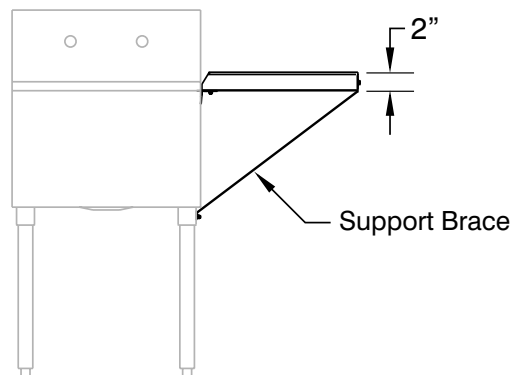
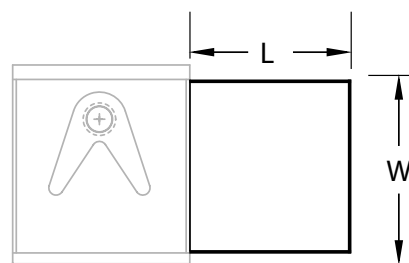
Drainboard secures at top rolled edge of sink.

Braces connect to end of drainboard.

Legs (36" and 48" long) install at end end of drainboard.

CONSTRUCTION:

Drainboard and braces are die-stamped and die-formed.



DETACHABLE DRAINBOARDS

W x L	18 Ga. S/S "430"	Ship Weight
18" x 18"	N-5-818	10 lbs.
21" x 18"	N-5-18	11 lbs.
21" x 24"	N-5-24	12 lbs.
21" x 30"	N-5-30	22 lbs.
21" x 36"*	N-5-36	25 lbs.
21" x 48"*	N-5-48	28 lbs.
24" x 24"	N-54-24	18 lbs.
24" x 36"*	N-54-36	32 lbs.
24" x 48"*	N-54-48	36 lbs.

*Drainboards 36" and 48" are supplied with legs for support.



Customer Service Available To Assist You 1-800-645-3166 8:30 am - 8:00 pm E.S.T.

For Orders & Customer Service:

Email: customer@advancetabco.com or Fax: 631-242-6900

For Smart Fabrication™ Quotes:

Email: smartfab@advancetabco.com or Fax: 631-586-2933