

Figures 905, 905H “Minimatic” Simple Lever Air Release Valve

Description

VAG/GA Industries Figures 905 and 905H are used to minimize the build up of air in water pipes and systems by automatically and efficiently releasing air that has collected in the valve while under pressure and operational. The valve's heavy duty construction and corrosion resistant materials make it durable and low maintenance.

Figures 905 and 905H meet the design, materials of construction and testing required by AWWA C512 and are suitable for use with clean water.

Product Features

- Compact and light weight
- Rugged iron body and cover
- Corrosion resistant Type 316 stainless steel float and internal mechanism
- Tight sealing and easily replaceable rubber seat
- Lever & weight field convertible right hand to left hand side, and from horizontal to vertical installation

Standard Materials

- Body & Cover Cast Iron, ASTM A126 Class B
- Float Stainless Steel, Type 316
- Internal Linkage Stainless Steel, Type 316
- Replaceable Seat Buna-N
- External Fasteners Steel, A307, Zinc Plated

Corrosion Protection

- Standard: Internal and external PPG/Amerlok 400 NSF-61 Certified Epoxy, minimum 6 mil
- Optional Option P2

Non-Shock Working Water Pressure at up to 150F (66C)		
Figure No.	905	905H
Connections	NPT	NPT
Inlet Size*	½", ¾", 1"	½", ¾", 1"
Outlet Size	¼"	¼"
Orifice Diameter	0.094"	0.063"
Working Pressure	10-150 PSI	10-200 PSI
Pressure Rating	200 PSI	
Hydro Test	300 PSI	
Weight	5 lbs.	

* Valve inlet tapped 1" NPT, smaller sizes accommodated by reducing bushings supplied with the valve

Data Sheet 905.01



Approvals & Certifications

- Complies with AWWA Standard C512
- NSF-61 Certified for Contact with Drinking Water
- NSF-372 Certified Lead Free (Max 0.25% Lead Content by Weighted Average)

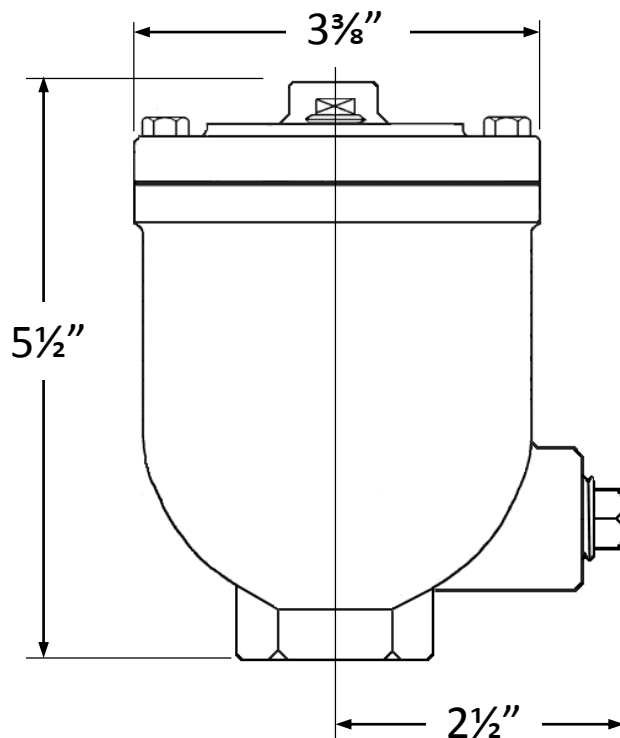
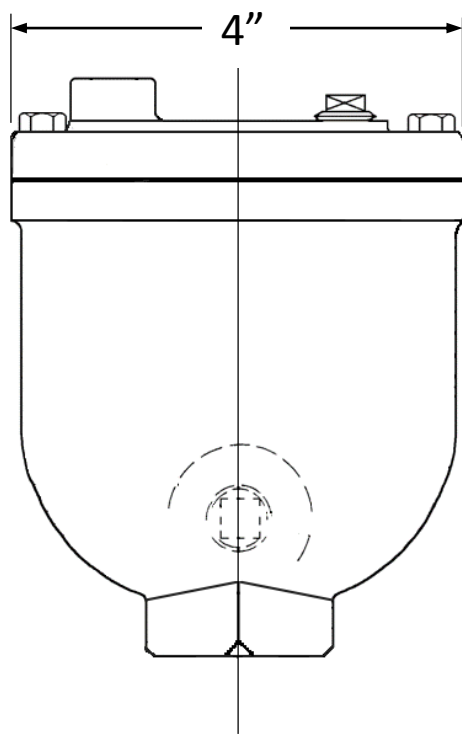
Options/Accessories

- Option VC: Vacuum Check – prevents air re-entry if internal pressure falls below atmospheric
- Option IV Inlet Isolating Valve – lever operated bronze ball valve
- Option P2 316 Stainless Steel External Fasteners

Ordering Data

- Figure Number (905 or 905H)
- Size
- Options/Accessories

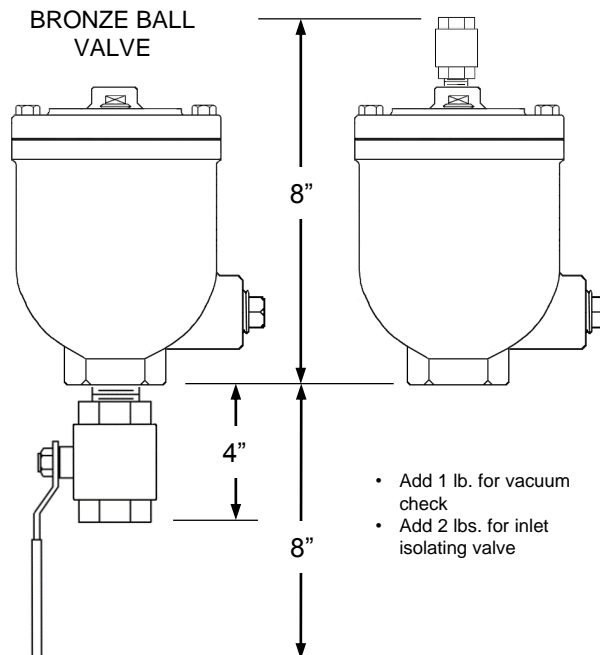
Data Sheet 905.01



Pressure At Valve Inlet	Air Venting Rate, Standard Cubic Feet/Min (SCFM)	
	Figure 905	Figure 905H
10 PSI	2.2	1.0
15 PSI	2.6	1.2
25 PSI	3.5	1.6
50 PSI	5.8	2.6
75 PSI	8.0	3.6
100 PSI	10.2	4.5
150 PSI	14.7	6.5
200 PSI		8.5

INLET ISOLATING
LEAD FREE
BRONZE BALL
VALVE

VACUUM CHECK



- Add 1 lb. for vacuum check
- Add 2 lbs. for inlet isolating valve