



Swan

## Product Specification Guide

Tub and Shower  
Vanity Tops and Bowls  
Kitchen Sinks  
Laundry Tubs and Utilities  
Table Tops  
Guides, Colors and Index

BATHROOM

15'-0"

5'-8"

5'-0"



## TABLE OF CONTENTS



### I. TUB AND SHOWER

- 4 Swanstone Shower Wall Kits
- 39 Swanstone Shower Walls
- 47 Decorative Panel Shower Wall Kits
- 52 Decorative Wall Panels
- 53 Swanstone Tub Walls
- 58 Wainscoting
- 59 Wall Accessories
- 61 Trim Coordinates
- 62 Swanstone Bench Seat Top
- 63 Swanstone Bathtub Deck
- 64 SwanTile Shower Wall Kits
- 68 Veritek Tub Walls
- 70 SwanTile Tub Walls
- 72 Tub and Shower Alcove Walls
- 75 Bathtubs
- 76 High-Gloss Shower Wall Kits
- 81 High-Gloss Tub Walls
- 85 Tub and Shower Wall Accessories
- 86 Swanstone Shower Floors
- 90 Barrier-Free and Transfer Shower Floors
- 93 Veritek Shower Floors
- 101 Barrier-Free and Transfer Shower Floor Accessories

### II. VANITY TOPS AND BOWLS

- 104 Swanstone Vanity Tops
- 111 Swanstone Vanity Bowls
- 115 Accessories

### III. KITCHEN SINKS

- 118 Granite Kitchen Sinks
- 129 Granite Undermount Kitchen Sinks
- 138 Swanstone Sinks
- 147 Swanstone Undermount Sinks
- 156 Accessories

### IV. LAUNDRY TUBS AND UTILITIES

- 156 Laundry Tubs and Utilities
- 164 Mop Service Sinks
- 168 Mop Service Sink Accessories

### V. TABLE TOPS

- 168 Swanstone Table Tops
- 174 Table Top Accessories

### VI. GUIDES, COLORS AND INDEX

- 174 Shower and Bath Wall Selection Guide
- 177 Technical Information
- 186 Model Number Index
- 188 Warranty Information
- Color Availability Chart - inside back cover



## MATERIALS

---

### Swanstone

Swanstone is a reinforced solid surface. Color and texture run all the way through and cannot wear away. Choose from a wide variety of easy-to-clean colors for your kitchen and bath. Products include bath and shower walls, shower floors, vanity tops and bowls and kitchen sinks. All Swanstone products are covered by our limited lifetime warranty.

### Veritek®

Veritek® is our affordable compression-molded material with no surface coating to chip or crack. This non-porous material will not mold or mildew, so it is perfect for your bath, laundry and utility rooms. Choose from bathtubs, bath and shower walls, shower floors and utility sinks and basins. We cover Veritek® products with the industry's best warranties.

### Swan High-Gloss

Our unique line of traditional tub and shower walls features an ultra-bright, ultra-clean glossy surface. And, because its shine comes from a durable baked-on finish, these tub and shower walls will last. In fact, we back them with a limited lifetime warranty.

### Granite

Swan granite sinks feature the hardness and resistance of stone, but is smooth and modern. Made from 80% quartz natural stone, it is a rock-hard material that is beautiful and strong.

---



# TUB AND SHOWER



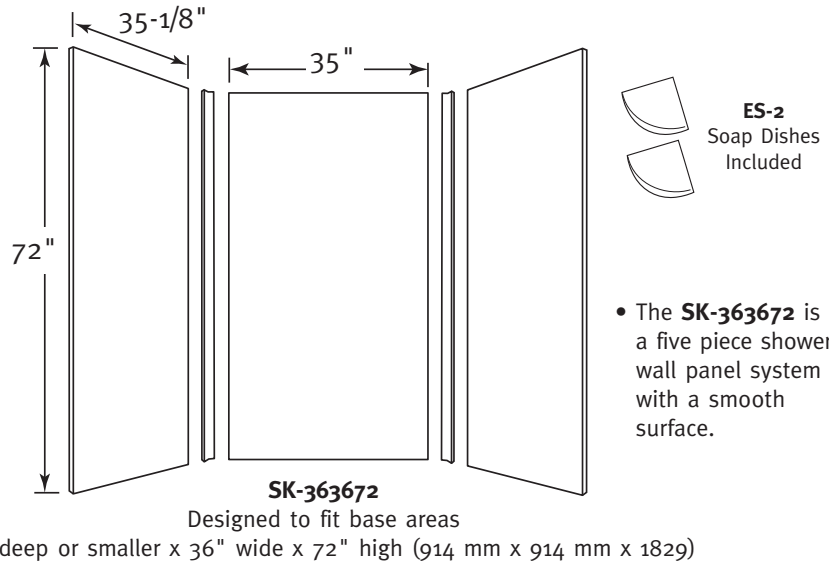
**Manufactured from Swanstone solid surface**  
(See page 2 for detailed information.)

*Recommended for high-use traffic areas and commercial surfaces.*

**WARRANTY**  
Limited Lifetime – Residential  
Limited 25-year – Commercial

## FEATURES

- Reinforced solid surface means color and texture run all the way through and cannot wear away.
- Will not mold or mildew, no grout to clean.
- Ideal for remodeling, panels glue up over existing surface.
- Coordinates with other Swanstone bath products.
- A complete kit with everything you need to design your shower.
- Wall panels are cut to fit most shower applications with no trimming required.
- Heat resistant—walls can handle steamer units.
- Compression molding means superior durability.



- The **SK-363672** is a five piece shower wall panel system with a smooth surface.

## SPECIFICATIONS

### SK-363672 Swanstone Shower Wall Kit

Model	Part	Base Area Designed To Fit	Ship Wt. Lb.	Ship FedEx	Carton Dims. In.	Cu. Ft.
SK-363672	SK363672	36" D* x 36" W x 72" H (914 mm x 914 mm x 1829 mm) (*or smaller)	110	—	75 x 39 x 5	8.46

Kit Includes: Two side panels, one back panel, two corner molding strips, two corner soap dishes and installation materials.

Packaging: Each kit is packed in an individual carton.

## ACCESSORIES

See pages 59-60 for complete listing of all wall accessories.

## STANDARDS AND RATINGS

American Society of Testing and Materials (ASTM) E-84: Class A Flame Spread Rating

American National Standard Institute—ANSI Z124.6

International Association of Plumbing and Mechanical Officials (IAPMO)—Listed

cUPC listed—Certified to CSA Test Standard B45.5 by IAPMO

Uniform Plumbing Code (UPC)

For a complete list of tests and results see the Technical Data Sheet.

## SUPPORT DOCUMENTS

Installation instructions available at [swanstone.com](http://swanstone.com).



## COLORS

(See inside back cover for color sample.)

### Solid Colors:

- White (010)
- Bone (037)
- Bisque (018)
- Bright White (137)
- Pearl (138)

### Aggregate Colors:

- Acorn (123) 🍂
- Almond Galaxy (046)
- Arctic Granite (035)
- Baby's Breath (168)
- Barley (091)
- Bermuda Sand (040)
- Canyon (124) 🍂
- Caraway Seed (169)
- Cloud Bone (126)
- Cloud White (125)
- Cornflower (063)
- Glacier (121) 🍂

- Golden Steppe (128)
- Gray Granite (042)
- Ice (130)
- Indian Grass (071)
- Mountain Haze (129)
- Night Sky (012)
- Pebble (072)
- Prairie (122) 🍂
- Sierra (094)
- Tahiti Desert (050)
- Tahiti Gray (053)
- Tahiti Ivory (059)
- Tahiti Matrix (058)
- Tahiti Sand (051)
- Tahiti Terra (055)
- Tahiti White (011)
- Tundra (131)
- Winter Wheat (060)

## MAINTENANCE AND CLEANING INFORMATION

Clean regularly with common household liquid cleaners and rinse within five minutes of application. Occasional scrubbing with abrasive cleaners ensures that the original luster will be maintained. **Do not** use "leave on" cleaning products, such as automatic spray shower cleaners. Prolonged contact with harsh chemicals could have an adverse reaction over time and discolor surfaces.

**Do not** use cleaning agents that caution use on acrylic, polyester or plastics.

**Manufactured from Swanstone solid surface**

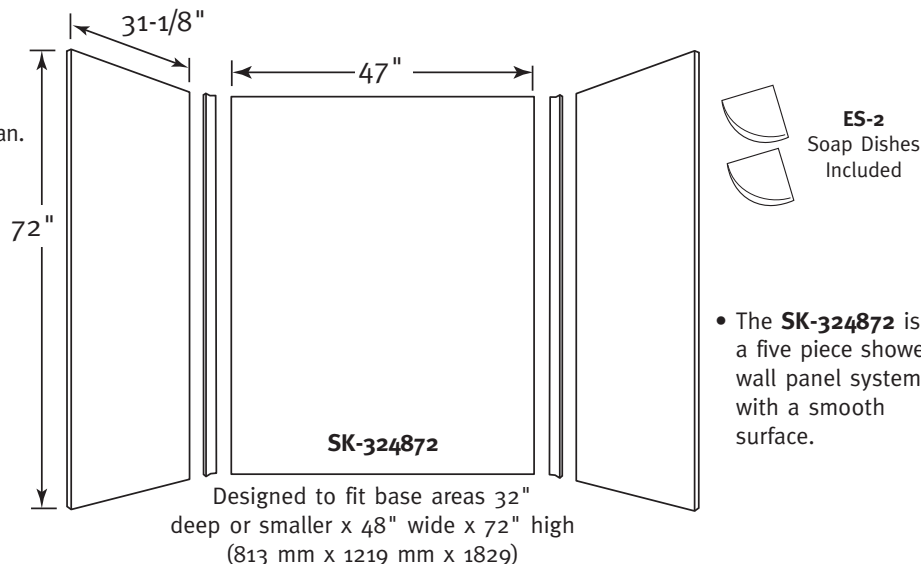
(See page 2 for detailed information.)

*Recommended for high-use traffic areas and commercial surfaces.*

WARRANTY  
Limited Lifetime – Residential  
Limited 25-year – Commercial

**FEATURES**

- Reinforced solid surface means color and texture run all the way through and cannot wear away.
- Will not mold or mildew, no grout to clean.
- Ideal for remodeling, panels glue up over existing surface.
- Coordinates with other Swanstone bath products.
- A complete kit with everything you need to design your shower.
- Wall panels are cut to fit most shower applications with no trimming required.
- Heat resistant—walls can handle steamer units.
- Compression molding means superior durability.

**SPECIFICATIONS****SK-324872 Swanstone Shower Wall Kit**

Model	Part	Base Area Designed To Fit	Ship Wt. Lb.	Ship FedEx	Carton Dims. In.	Cu. Ft.
SK-324872	SK324872	32" D* x 48" W x 72" H (813 mm x 1219 mm x 1829 mm) (*or smaller)	169	—	74 x 55 x 3	7.07

Kit Includes: Two side panels, one back panel, two corner molding strips, two corner soap dishes and installation materials.

Packaging: Each kit is packed in an individual carton.

**ACCESSORIES**

See pages 59-60 for complete listing of all wall accessories.

**STANDARDS AND RATINGS**

American Society of Testing and Materials (ASTM) E-84: Class A Flame Spread Rating

American National Standard Institute—ANSI Z124.6

International Association of Plumbing and Mechanical Officials (IAPMO)—Listed

cUPC listed—Certified to CSA Test Standard B45.5 by IAPMO

Uniform Plumbing Code (UPC)

For a complete list of tests and results see the Technical Data Sheet.

**SUPPORT DOCUMENTS**

Installation instructions available at [swanstone.com](http://swanstone.com).

**COLORS**

(See inside back cover for color sample.)

**Solid Colors:**

- White (010)
- Bone (037)
- Bisque (018)
- Bright White (137)
- Pearl (138)

**Aggregate Colors:**

- Acorn (123) 🍂
- Almond Galaxy (046)
- Arctic Granite (035)
- Baby's Breath (168)
- Barley (091)
- Bermuda Sand (040)
- Canyon (124) 🍂
- Caraway Seed (169)
- Cloud Bone (126)
- Cloud White (125)
- Cornflower (063)
- Glacier (121) 🍂

- Golden Steppe (128)
- Gray Granite (042)
- Ice (130)
- Indian Grass (071)
- Mountain Haze (129)
- Night Sky (012)
- Pebble (072)
- Prairie (122) 🍂
- Sierra (094)
- Tahiti Desert (050)
- Tahiti Gray (053)
- Tahiti Ivory (059)
- Tahiti Matrix (058)
- Tahiti Sand (051)
- Tahiti Terra (055)
- Tahiti White (011)
- Tundra (131)
- Winter Wheat (060)

**MAINTENANCE AND  
CLEANING INFORMATION**

Clean regularly with common household liquid cleaners and rinse within five minutes of application. Occasional scrubbing with abrasive cleaners ensures that the original luster will be maintained. **Do not** use "leave on" cleaning products, such as automatic spray shower cleaners. Prolonged contact with harsh chemicals could have an adverse reaction over time and discolor surfaces. **Do not** use cleaning agents that caution use on acrylic, polyester or plastics.



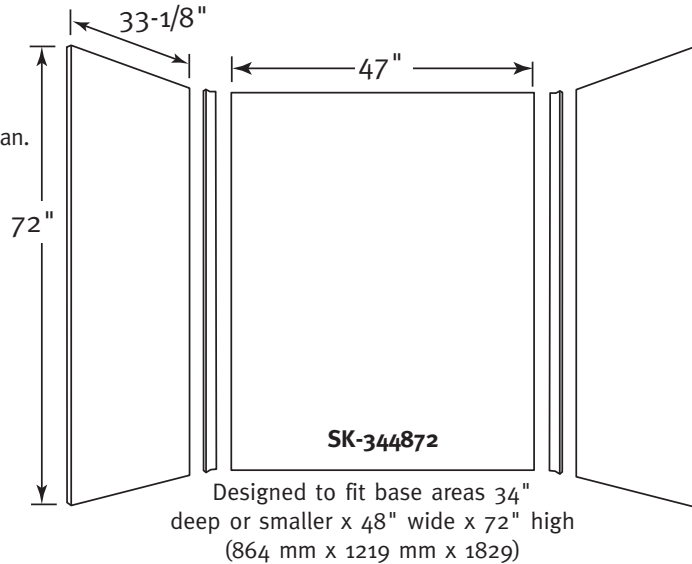
Manufactured from Swanstone solid surface  
(See page 2 for detailed information.)

Recommended for high-use traffic areas and commercial surfaces.

WARRANTY  
Limited Lifetime – Residential  
Limited 25-year – Commercial

## FEATURES

- Reinforced solid surface means color and texture run all the way through and cannot wear away.
- Will not mold or mildew, no grout to clean.
- Ideal for remodeling, panels glue up over existing surface.
- Coordinates with other Swanstone bath products.
- A complete kit with everything you need to design your shower.
- Wall panels are cut to fit most shower applications with no trimming required.
- Heat resistant—walls can handle steamer units.
- Compression molding means superior durability.



- The **SK-344872** is a five piece shower wall panel system with a smooth surface.

## SPECIFICATIONS

### SK-344872 Swanstone Shower Wall Kit

Model	Part	Base Area Designed To Fit	Ship Wt. Lb.	Ship FedEx	Carton Dims. In.	Cu. Ft.
SK-344872	SK344872	34" D* x 48" W x 72" H (864 mm x 1219 mm x 1829 mm) (*or smaller)	156	—	78 x 53 x 4	9.5

Kit Includes: Two side panels, one back panel, two corner molding strips, two corner soap dishes and installation materials.

Packaging: Each kit is packed in an individual carton.

## ACCESSORIES

See pages 59-60 for complete listing of all wall accessories.

## STANDARDS AND RATINGS

American Society of Testing and Materials (ASTM) E-84: Class A Flame Spread Rating

American National Standard Institute—ANSI Z124.6

International Association of Plumbing and Mechanical Officials (IAPMO)—Listed

cUPC listed—Certified to CSA Test Standard B45.5 by IAPMO

Uniform Plumbing Code (UPC)

For a complete list of tests and results see the Technical Data Sheet.

## SUPPORT DOCUMENTS

Installation instructions available at [swanstone.com](http://swanstone.com).



## COLORS

(See inside back cover for color sample.)

### Solid Colors:

- White (010)
- Bone (037)
- Bisque (018)
- Bright White (137)
- Pearl (138)

### Aggregate Colors:

- Acorn (123)
- Almond Galaxy (046)
- Arctic Granite (035)
- Baby's Breath (168)
- Barley (091)
- Bermuda Sand (040)
- Canyon (124)
- Caraway Seed (169)
- Cloud Bone (126)
- Cloud White (125)
- Cornflower (063)
- Glacier (121)

- Golden Steppe (128)
- Gray Granite (042)
- Ice (130)
- Indian Grass (071)
- Mountain Haze (129)
- Night Sky (012)
- Pebble (072)
- Prairie (122)
- Sierra (094)
- Tahiti Desert (050)
- Tahiti Gray (053)
- Tahiti Ivory (059)
- Tahiti Matrix (058)
- Tahiti Sand (051)
- Tahiti Terra (055)
- Tahiti White (011)
- Tundra (131)
- Winter Wheat (060)

## MAINTENANCE AND CLEANING INFORMATION

Clean regularly with common household liquid cleaners and rinse within five minutes of application. Occasional scrubbing with abrasive cleaners ensures that the original luster will be maintained. **Do not** use "leave on" cleaning products, such as automatic spray shower cleaners. Prolonged contact with harsh chemicals could have an adverse reaction over time and discolor surfaces.

**Do not** use cleaning agents that caution use on acrylic, polyester or plastics.





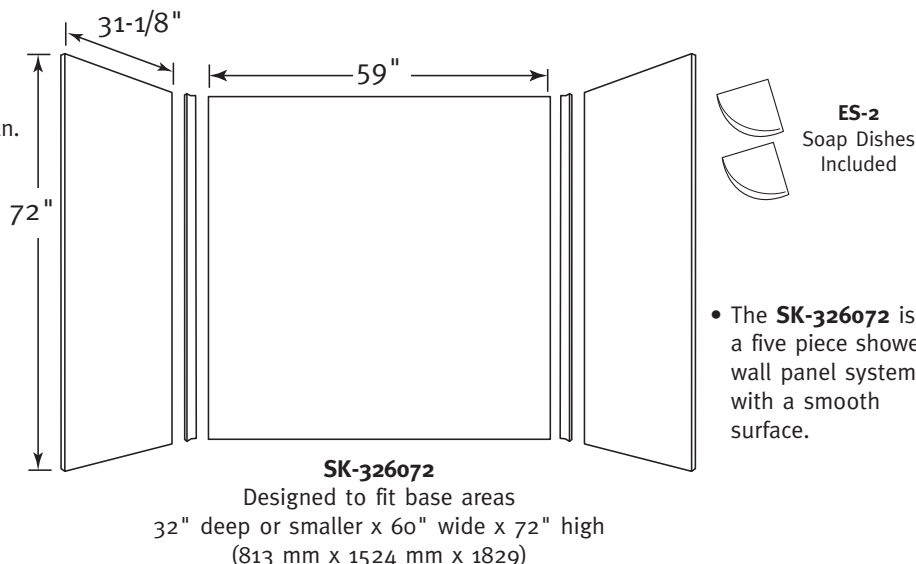
**Manufactured from Swanstone solid surface**  
(See page 2 for detailed information.)

*Recommended for high-use traffic areas and commercial surfaces.*

**WARRANTY**  
Limited Lifetime – Residential  
Limited 25-year – Commercial

## FEATURES

- Reinforced solid surface means color and texture run all the way through and cannot wear away.
- Will not mold or mildew, no grout to clean.
- Ideal for remodeling, panels glue up over existing surface.
- Coordinates with other Swanstone bath products.
- A complete kit with everything you need to design your shower.
- Wall panels are cut to fit most shower applications with no trimming required.
- Heat resistant—walls can handle steamer units.
- Compression molding means superior durability.



- The **SK-326072** is a five piece shower wall panel system with a smooth surface.

## SPECIFICATIONS

### SK-326072 Swanstone Shower Wall Kit

Model	Part	Base Area Designed To Fit	Ship Wt. Lb.	Ship FedEx	Carton Dims. In.	Cu. Ft.
SK-326072	SK326072	32" D* x 60" W x 72" H (813 mm x 1524 mm x 1829 mm) (*or smaller)	190	—	74 x 61 x 4	10.45

Kit Includes: Two side panels, one back panel, two corner molding strips, two corner soap dishes and installation materials.

Packaging: Each kit is packed in an individual carton.

## ACCESSORIES

See pages 59-60 for complete listing of all wall accessories.

## STANDARDS AND RATINGS

American Society of Testing and Materials (ASTM) E-84: Class A Flame Spread Rating

American National Standard Institute—ANSI Z124.6

International Association of Plumbing and Mechanical Officials (IAPMO)—Listed

cUPC listed—Certified to CSA Test Standard B45.5 by IAPMO

Uniform Plumbing Code (UPC)

For a complete list of tests and results see the Technical Data Sheet.

## SUPPORT DOCUMENTS

Installation instructions available at [swanstone.com](http://swanstone.com).



## COLORS

(See inside back cover for color sample.)

### Solid Colors:

- White (010)
- Bone (037)
- Bisque (018)
- Bright White (137)
- Pearl (138)

### Aggregate Colors:

- Acorn (123)
- Almond Galaxy (046)
- Arctic Granite (035)
- Baby's Breath (168)
- Barley (091)
- Bermuda Sand (040)
- Canyon (124)
- Caraway Seed (169)
- Cloud Bone (126)
- Cloud White (125)
- Cornflower (063)
- Glacier (121)

- Golden Steppe (128)
- Gray Granite (042)
- Ice (130)
- Indian Grass (071)
- Mountain Haze (129)
- Night Sky (012)
- Pebble (072)
- Prairie (122)
- Sierra (094)
- Tahiti Desert (050)
- Tahiti Gray (053)
- Tahiti Ivory (059)
- Tahiti Matrix (058)
- Tahiti Sand (051)
- Tahiti Terra (055)
- Tahiti White (011)
- Tundra (131)
- Winter Wheat (060)

## MAINTENANCE AND CLEANING INFORMATION

Clean regularly with common household liquid cleaners and rinse within five minutes of application. Occasional scrubbing with abrasive cleaners ensures that the original luster will be maintained. **Do not** use "leave on" cleaning products, such as automatic spray shower cleaners. Prolonged contact with harsh chemicals could have an adverse reaction over time and discolor surfaces.

**Do not** use cleaning agents that caution use on acrylic, polyester or plastics.

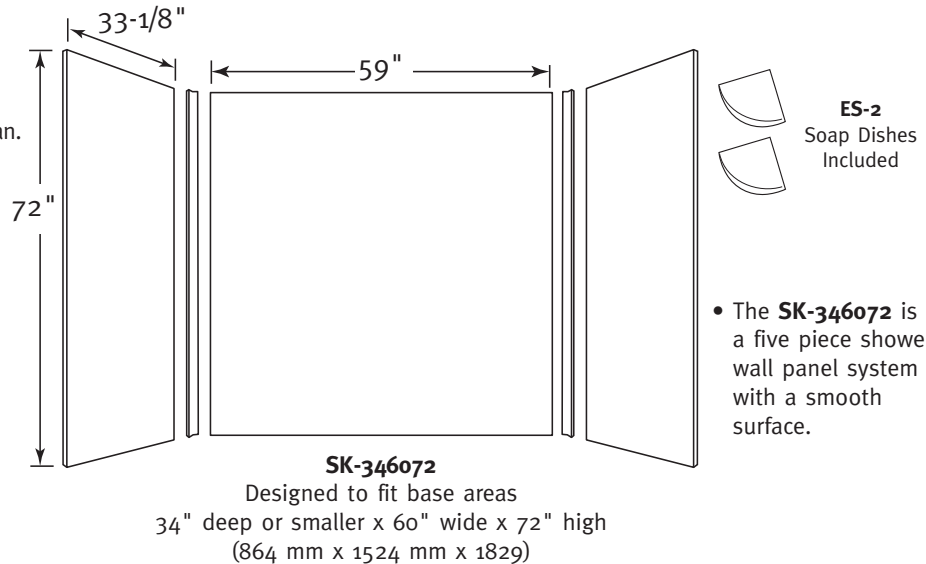
**Manufactured from Swanstone solid surface**  
(See page 2 for detailed information.)

*Recommended for high-use traffic areas and commercial surfaces.*

**WARRANTY**  
Limited Lifetime – Residential  
Limited 25-year – Commercial

## FEATURES

- Reinforced solid surface means color and texture run all the way through and cannot wear away.
- Will not mold or mildew, no grout to clean.
- Ideal for remodeling, panels glue up over existing surface.
- Coordinates with other Swanstone bath products.
- A complete kit with everything you need to design your shower.
- Wall panels are cut to fit most shower applications with no trimming required.
- Heat resistant—walls can handle steamer units.
- Compression molding means superior durability.



## SPECIFICATIONS

### SK-346072 Swanstone Shower Wall Kit

Model	Part	Base Area Designed To Fit	Ship Wt. Lb.	Ship FedEx	Carton Dims. In.	Cu. Ft.
SK-346072	SK346072	34" D* x 60" W x 72" H (864 mm x 1524 mm x 1829 mm) (*or smaller)	190	—	78 x 65 x 4	7.07

Kit Includes: Two side panels, one back panel, two corner molding strips, two corner soap dishes and installation materials.

Packaging: Each kit is packed in an individual carton.

## ACCESSORIES

See pages 59-60 for complete listing of all wall accessories.

## STANDARDS AND RATINGS

American Society of Testing and Materials (ASTM) E-84: Class A Flame Spread Rating

American National Standard Institute—ANSI Z124.6

International Association of Plumbing and Mechanical Officials (IAPMO)—Listed

cUPC listed—Certified to CSA Test Standard B45.5 by IAPMO

Uniform Plumbing Code (UPC)

For a complete list of tests and results see the Technical Data Sheet.

## SUPPORT DOCUMENTS

Installation instructions available at [swanstone.com](http://swanstone.com).



## COLORS

(See inside back cover for color sample.)

### Solid Colors:

- White (010)
- Bone (037)
- Bisque (018)
- Bright White (137)
- Pearl (138)

### Aggregate Colors:

- Acorn (123) 🍂
- Almond Galaxy (046)
- Arctic Granite (035)
- Baby's Breath (168)
- Barley (091)
- Bermuda Sand (040)
- Canyon (124) 🍂
- Caraway Seed (169)
- Cloud Bone (126)
- Cloud White (125)
- Cornflower (063)
- Glacier (121) 🍂

- Golden Steppe (128)
- Gray Granite (042)
- Ice (130)
- Indian Grass (071)
- Mountain Haze (129)
- Night Sky (012)
- Pebble (072)
- Prairie (122) 🍂
- Sierra (094)
- Tahiti Desert (050)
- Tahiti Gray (053)
- Tahiti Ivory (059)
- Tahiti Matrix (058)
- Tahiti Sand (051)
- Tahiti Terra (055)
- Tahiti White (011)
- Tundra (131)
- Winter Wheat (060)

## MAINTENANCE AND CLEANING INFORMATION

Clean regularly with common household liquid cleaners and rinse within five minutes of application. Occasional scrubbing with abrasive cleaners ensures that the original luster will be maintained. **Do not** use "leave on" cleaning products, such as automatic spray shower cleaners. Prolonged contact with harsh chemicals could have an adverse reaction over time and discolor surfaces.

**Do not** use cleaning agents that caution use on acrylic, polyester or plastics.



## BK-326072 Tub Replacement Shower Kit with Bench Seat

## SHOWER WALL KITS

### FEATURES

- Replaces a standard 32" x 59" bathtub.
- Reinforced solid surface means color and texture run all the way through and cannot wear away.
- Will not mold or mildew, no grout to clean.
- Ideal for remodeling, panels glue up over existing surface.
- A complete kit with everything you need to design your shower.
- Compression molding means superior durability.

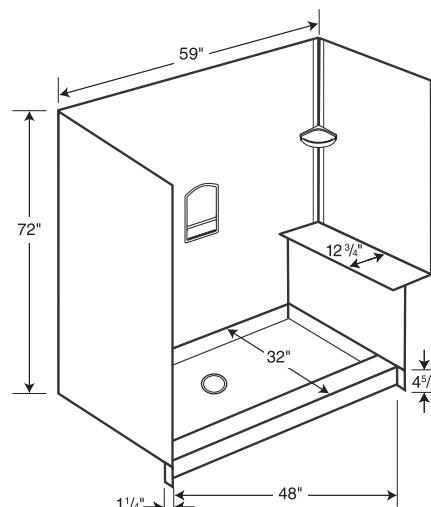
### Manufactured from Swanstone solid surface

(See page 2 for detailed information.)

*Recommended for high-use traffic areas and commercial surfaces.*

#### WARRANTY

Limited Lifetime – Residential  
Limited 25-year – Commercial



BK-326072

### SPECIFICATIONS

#### BK-326072 Tub Replacement Shower Kit with Bench Seat

Model	Part	Base Area Designed To Fit	Ship Wt. Lb.	Ship FedEx	Carton Dims. In.	Cu. Ft.
BK-326072	BK326072	32"D x 59"W x 72"H (813mm x 1524mm x 1829mm)	160	–	81 x 72 x 21	13.28

Kit Includes: One (SK-346072) shower wall kit, one (SS-3248) shower floor, one (SB-1248) bench seat, one (RS-2215) soap dish and installation materials.

Packaging: Each component individually packed in rectangular carton, then crated.

### STANDARDS AND RATINGS

American Society of Testing and Materials (ASTM) E-84: Class A Flame Spread Rating

American National Standard Institute—ANSI Z124.6

International Association of Plumbing and Mechanical Officials (IAPMO)—Listed

cUPC listed—Certified to CSA Test Standard B45.5 by IAPMO

Uniform Plumbing Code (UPC)

For a complete list of tests and results see the Technical Data Sheet.

### SUPPORT DOCUMENTS

Installation instructions available at [swanstone.com](http://swanstone.com).



### COLORS

(See inside back cover for color sample.)

#### Solid Colors:

- White (010)
- Bone (037)
- Bisque (018)
- Bright White (137)
- Pearl (138)

#### Aggregate Colors:

- Acorn (123) 🍂
- Almond Galaxy (046)
- Arctic Granite (035)
- Baby's Breath (168)
- Barley (091)
- Bermuda Sand (040)
- Canyon (124) 🍂
- Caraway Seed (169)
- Cloud Bone (126)
- Cloud White (125)
- Cornflower (063)
- Glacier (121) 🍂

- Golden Steppe (128)
- Gray Granite (042)
- Ice (130)
- Indian Grass (071)
- Mountain Haze (129)
- Night Sky (012)
- Pebble (072)
- Prairie (122) 🍂
- Sierra (094)
- Tahiti Desert (050)
- Tahiti Gray (053)
- Tahiti Ivory (059)
- Tahiti Matrix (058)
- Tahiti Sand (051)
- Tahiti Terra (055)
- Tahiti White (011)
- Tundra (131)
- Winter Wheat (060)

### MAINTENANCE AND CLEANING INFORMATION

Clean regularly with common household liquid cleaners and rinse within five minutes of application. Occasional scrubbing with abrasive cleaners ensures that the original luster will be maintained. **Do not** use "leave on" cleaning products, such as automatic spray shower cleaners. Prolonged contact with harsh chemicals could have an adverse reaction over time and discolor surfaces.

**Do not** use cleaning agents that caution use on acrylic, polyester or plastics.



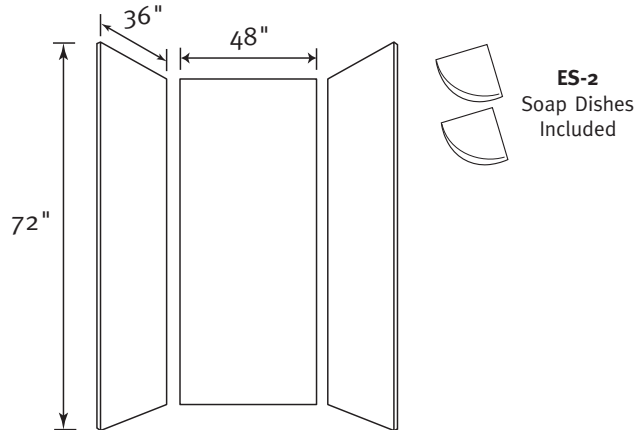
**Manufactured from Swanstone solid surface**  
(See page 2 for detailed information.)

*Recommended for high-use traffic areas and commercial surfaces.*

**WARRANTY**  
Limited Lifetime – Residential  
Limited 25-year – Commercial

## FEATURES

- Reinforced solid surface means color and texture run all the way through and cannot wear away.
- Will not mold or mildew, no grout to clean.
- Ideal for remodeling, panels glue up over existing surface.
- Coordinates with other Swanstone bath products.
- Can be easily trimmed to fit any shower application.
- Widest range of sizes to fit most any project.
- Heat resistant—walls can handle steamer units.
- Compression molding means superior durability.



**Model MK 72-3648**

Designed to fit floors 36" deep x 48" wide or smaller, including  
36" x 36", 37" x 38", 34" x 48", 34" x 42" and 32" x 48"

## SPECIFICATIONS

### MK72-3648 Multi-Kits

Model	Part	Nominal Dimensions	Ship Wt. Lb.	Ship FedEx	Carton Dims. In.	Cu. Ft.
MK72-3648	MK723648	36"D x 48"W x 72"H	144	—	102 x 54 x 4	12.75

Kit Includes: Two side panels, one back panel, two corner soap dishes and installation materials.

Packaging: Packed in individual carton with convenient handles and palletized.

## ACCESSORIES

See pages 59-60 for complete listing of all wall accessories.

## STANDARDS AND RATINGS

American Society of Testing and Materials (ASTM) E-84: Class A Flame Spread Rating

American National Standard Institute—ANSI Z124.6

International Association of Plumbing and Mechanical Officials (IAPMO)—Listed

cUPC listed—Certified to CSA Test Standard B45.5 by IAPMO

Uniform Plumbing Code (UPC)

For a complete list of tests and results see the Technical Data Sheet.

## SUPPORT DOCUMENTS

Installation instructions available at [swanstone.com](http://swanstone.com).



## COLORS

(See inside back cover for color sample.)

### Solid Colors:

- White (010)
- Bone (037)
- Bisque (018)
- Bright White (137)
- Pearl (138)

### Aggregate Colors:

- Acorn (123)
- Almond Galaxy (046)
- Arctic Granite (035)
- Baby's Breath (168)
- Barley (091)
- Bermuda Sand (040)
- Canyon (124)
- Caraway Seed (169)
- Cloud Bone (126)
- Cloud White (125)
- Cornflower (063)
- Glacier (121)

- Golden Steppe (128)
- Gray Granite (042)
- Ice (130)
- Indian Grass (071)
- Mountain Haze (129)
- Night Sky (012)
- Pebble (072)
- Prairie (122)
- Sierra (094)
- Tahiti Desert (050)
- Tahiti Gray (053)
- Tahiti Ivory (059)
- Tahiti Matrix (058)
- Tahiti Sand (051)
- Tahiti Terra (055)
- Tahiti White (011)
- Tundra (131)
- Winter Wheat (060)

## MAINTENANCE AND CLEANING INFORMATION

Clean regularly with common household liquid cleaners and rinse within five minutes of application. Occasional scrubbing with abrasive cleaners ensures that the original luster will be maintained. **Do not** use "leave on" cleaning products, such as automatic spray shower cleaners. Prolonged contact with harsh chemicals could have an adverse reaction over time and discolor surfaces.

**Do not** use cleaning agents that caution use on acrylic, polyester or plastics.





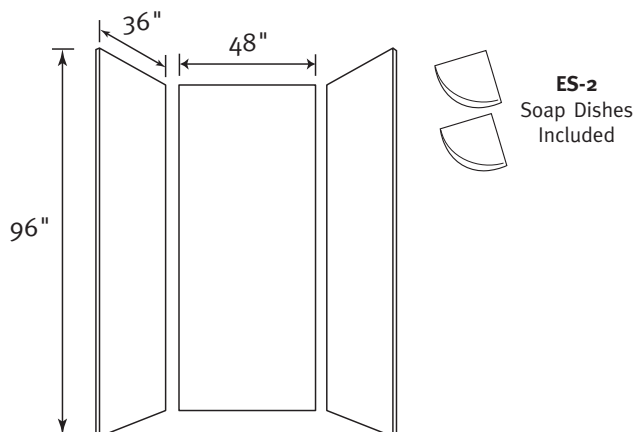
**Manufactured from Swanstone solid surface**  
(see page 2 for detailed information.)

*Recommended for high use traffic areas and commercial surfaces.*

WARRANTY  
Limited Lifetime – Residential  
Limited 25-year – Commercial

## FEATURES

- Reinforced solid surface means color and texture run all the way through and cannot wear away.
- Will not mold or mildew, no grout to clean.
- Ideal for remodeling, panels glue up over existing surface.
- Coordinates with other Swanstone bath products.
- Can be easily trimmed to fit any shower application.
- Widest range of sizes to fit most any project.
- Heat resistant—walls can handle steamer units.
- Compression molding means superior durability.



**Model MK 96-3648**

Designed to fit floors 36" deep x 48" wide or smaller, including 36" x 36", 34" x 48", 34" x 42" and 32" x 48"

## SPECIFICATIONS

### MK96-3648 Multi-Kits

Model	Part	Nominal Dimensions	Ship Wt. Lb.	Ship FedEx	Carton Dims. In.	Cu. Ft.
MK96-3648	MK963648	36"D x 48"W x 96"H	232	—	102 x 54 x 4	12.75

Kit Includes: Two side panels, one back panel, two corner soap dishes and installation materials.

Packaging: Packed in individual carton with convenient handles and palletized.

## ACCESSORIES

See pages 59-60 for complete listing of all wall accessories.

## STANDARDS AND RATINGS

American Society of Testing and Materials (ASTM) E-84: Class A Flame Spread Rating

American National Standard Institute—ANSI Z124.6

International Association of Plumbing and Mechanical Officials (IAPMO)—Listed

cUPC listed—Certified to CSA Test Standard B45.5 by IAPMO

Uniform Plumbing Code (UPC)

For a complete list of tests and results see the Technical Data Sheet.

## SUPPORT DOCUMENTS

Installation instructions available at [swanstone.com](http://swanstone.com).



## COLORS

(See inside back cover for color sample.)

### Solid Colors:

- White (010)
- Bone (037)
- Bisque (018)
- Bright White (137)
- Pearl (138)

### Aggregate Colors:

- Acorn (123) 🍂
- Almond Galaxy (046)
- Arctic Granite (035)
- Baby's Breath (168)
- Barley (091)
- Bermuda Sand (040)
- Canyon (124) 🍂
- Caraway Seed (169)
- Cloud Bone (126)
- Cloud White (125)
- Cornflower (063)
- Glacier (121) 🍂

- Golden Steppe (128)
- Gray Granite (042)
- Ice (130)
- Indian Grass (071)
- Mountain Haze (129)
- Night Sky (012)
- Pebble (072)
- Prairie (122) 🍂
- Sierra (094)
- Tahiti Desert (050)
- Tahiti Gray (053)
- Tahiti Ivory (059)
- Tahiti Matrix (058)
- Tahiti Sand (051)
- Tahiti Terra (055)
- Tahiti White (011)
- Tundra (131)
- Winter Wheat (060)

## MAINTENANCE AND CLEANING INFORMATION

Clean regularly with common household liquid cleaners and rinse within five minutes of application. Occasional scrubbing with abrasive cleaners ensures that the original luster will be maintained. **Do not** use "leave on" cleaning products, such as automatic spray shower cleaners. Prolonged contact with harsh chemicals could have an adverse reaction over time and discolor surfaces.

**Do not** use cleaning agents that caution use on acrylic, polyester or plastics.



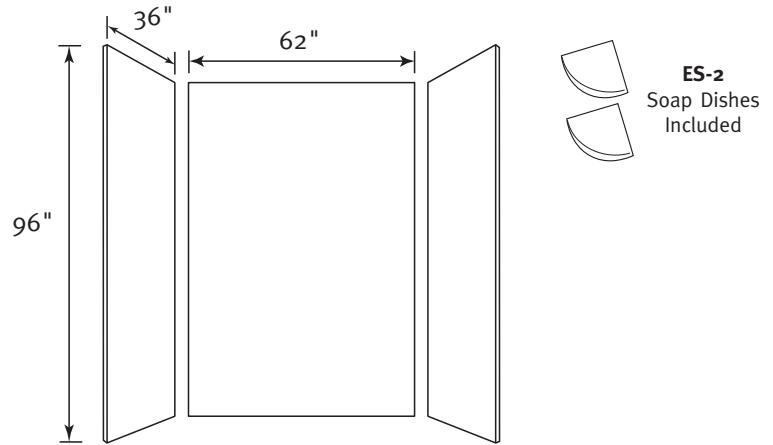
**Manufactured from Swanstone solid surface**  
(See page 2 for detailed information.)

*Recommended for high-use traffic areas and commercial surfaces.*

**WARRANTY**  
Limited Lifetime – Residential  
Limited 25-year – Commercial

## FEATURES

- Reinforced solid surface means color and texture run all the way through and cannot wear away.
- Will not mold or mildew, no grout to clean.
- Ideal for remodeling, panels glue up over existing surface.
- Coordinates with other Swanstone bath products.
- Can be easily trimmed to fit any shower application.
- Widest range of sizes to fit most any project.
- Heat resistant—walls can handle steamer units.
- Compression molding means superior durability.



**Model MK 96-3662**

Designed to fit floors 36" deep x 62" wide or smaller, including 36" x 60", 34" x 60", 34" x 54", 32" x 60", and 30" x 60" (ADA barrier free)

## SPECIFICATIONS

### MK96-3662 Multi-Kits

Model	Part	Nominal Dimensions	Ship Wt. Lb.	Ship FedEx	Carton Dims. In.	Cu. Ft.
MK96-3662	MK963662	36"D x 62"W x 96"H	236	—	102 x 68 x 4	16.06

Kit Includes: Two side panels, one back panel, two corner soap dishes and installation materials.

Packaging: Packed in individual carton with convenient handles and palletized.

## ACCESSORIES

See pages 59-60 for complete listing of all wall accessories.

## STANDARDS AND RATINGS

American Society of Testing and Materials (ASTM) E-84: Class A Flame Spread Rating

American National Standard Institute—ANSI Z124.6

International Association of Plumbing and Mechanical Officials (IAPMO)—Listed

cUPC listed—Certified to CSA Test Standard B45.5 by IAPMO

Uniform Plumbing Code (UPC)

For a complete list of tests and results see the Technical Data Sheet.

## SUPPORT DOCUMENTS

Installation instructions available at [swanstone.com](http://swanstone.com).



## COLORS

(See inside back cover for color sample.)

### Solid Colors:

- White (010)
- Bone (037)
- Bisque (018)
- Bright White (137)
- Pearl (138)

### Aggregate Colors:

- Acorn (123)
- Almond Galaxy (046)
- Arctic Granite (035)
- Baby's Breath (168)
- Barley (091)
- Bermuda Sand (040)
- Canyon (124)
- Caraway Seed (169)
- Cloud Bone (126)
- Cloud White (125)
- Cornflower (063)
- Glacier (121)

- Golden Steppe (128)
- Gray Granite (042)
- Ice (130)
- Indian Grass (071)
- Mountain Haze (129)
- Night Sky (012)
- Pebble (072)
- Prairie (122)
- Sierra (094)
- Tahiti Desert (050)
- Tahiti Gray (053)
- Tahiti Ivory (059)
- Tahiti Matrix (058)
- Tahiti Sand (051)
- Tahiti Terra (055)
- Tahiti White (011)
- Tundra (131)
- Winter Wheat (060)

## MAINTENANCE AND CLEANING INFORMATION

Clean regularly with common household liquid cleaners and rinse within five minutes of application. Occasional scrubbing with abrasive cleaners ensures that the original luster will be maintained. **Do not** use "leave on" cleaning products, such as automatic spray shower cleaners. Prolonged contact with harsh chemicals could have an adverse reaction over time and discolor surfaces. **Do not** use cleaning agents that caution use on acrylic, polyester or plastics.



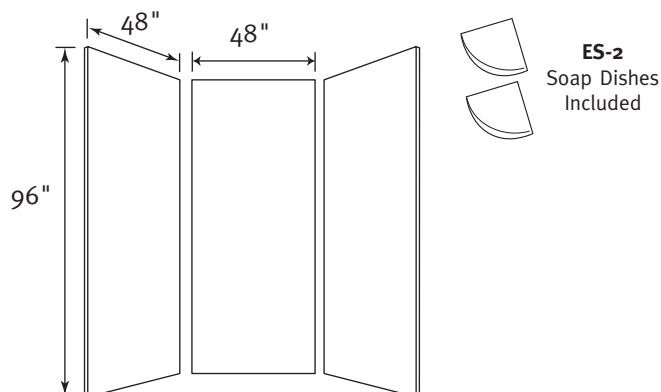
**Manufactured from Swanstone solid surface**  
(See page 2 for detailed information.)

*Recommended for high-use traffic areas and commercial surfaces.*

**WARRANTY**  
Limited Lifetime – Residential  
Limited 25-year – Commercial

## FEATURES

- Reinforced solid surface means color and texture run all the way through and cannot wear away.
- Will not mold or mildew, no grout to clean.
- Ideal for remodeling, panels glue up over existing surface.
- Coordinates with other Swanstone bath products.
- Can be easily trimmed to fit any shower application.
- Widest range of sizes to fit most any project.
- Heat resistant—walls can handle steamer units.
- Compression molding means superior durability.



**Model MK 96-4848**

Designed to fit floors 48" deep x 48" wide or smaller, including 48" x 48", 48" x 34", 42" x 42", 42" x 36", and 37" x 38" (ADA transfer)

## SPECIFICATIONS

### MK96-4848 Multi-Kits

Model	Part	Nominal Dimensions	Ship Wt. Lb.	Ship FedEx	Carton Dims. In.	Cu. Ft.
MK96-4848	MK964848	48"D x 48"W x 96"H	304	—	102 x 54 x 4	12.75

Kit Includes: Two side panels, one back panel, two corner soap dishes and installation materials.

Packaging: Packed in individual carton with convenient handles and palletized.

## ACCESSORIES

See pages 59-60 for complete listing of all wall accessories.

## STANDARDS AND RATINGS

American Society of Testing and Materials (ASTM) E-84: Class A Flame Spread Rating

American National Standard Institute—ANSI Z124.6

International Association of Plumbing and Mechanical Officials (IAPMO)—Listed

cUPC listed—Certified to CSA Test Standard B45.5 by IAPMO

Uniform Plumbing Code (UPC)

For a complete list of tests and results see the Technical Data Sheet.

## SUPPORT DOCUMENTS

Installation instructions available at [swanstone.com](http://swanstone.com).



## COLORS

(See inside back cover for color sample.)

### Solid Colors:

- White (010)
- Bone (037)
- Bisque (018)
- Bright White (137)
- Pearl (138)

### Aggregate Colors:

- Acorn (123)
- Almond Galaxy (046)
- Arctic Granite (035)
- Baby's Breath (168)
- Barley (091)
- Bermuda Sand (040)
- Canyon (124)
- Caraway Seed (169)
- Cloud Bone (126)
- Cloud White (125)
- Cornflower (063)
- Glacier (121)

- Golden Steppe (128)
- Gray Granite (042)
- Ice (130)
- Indian Grass (071)
- Mountain Haze (129)
- Night Sky (012)
- Pebble (072)
- Prairie (122)
- Sierra (094)
- Tahiti Desert (050)
- Tahiti Gray (053)
- Tahiti Ivory (059)
- Tahiti Matrix (058)
- Tahiti Sand (051)
- Tahiti Terra (055)
- Tahiti White (011)
- Tundra (131)
- Winter Wheat (060)

## MAINTENANCE AND CLEANING INFORMATION

Clean regularly with common household liquid cleaners and rinse within five minutes of application. Occasional scrubbing with abrasive cleaners ensures that the original luster will be maintained. **Do not** use "leave on" cleaning products, such as automatic spray shower cleaners. Prolonged contact with harsh chemicals could have an adverse reaction over time and discolor surfaces.

**Do not** use cleaning agents that caution use on acrylic, polyester or plastics.



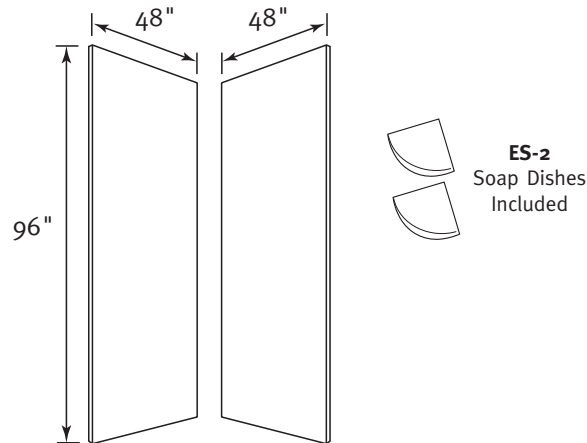
**Manufactured from Swanstone solid surface**  
(See page 2 for detailed information.)

*Recommended for high-use traffic areas and commercial surfaces.*

WARRANTY  
Limited Lifetime – Residential  
Limited 25-year – Commercial

## FEATURES

- Reinforced solid surface means color and texture run all the way through and cannot wear away.
- Will not mold or mildew, no grout to clean.
- Ideal for remodeling, panels glue up over existing surface.
- Coordinates with other Swanstone bath products.
- Can be easily trimmed to fit any shower application.
- Widest range of sizes to fit most any project.
- Heat resistant—walls can handle steamer units.
- Compression molding means superior durability.



**Model MK 96-48NEO**

Designed to fit floors 48" deep x 48" wide or smaller, including  
48" x 48", 42" x 42", 38" x 38", 36" x 36"

## SPECIFICATIONS

### MK96-48NEO Multi-Kits

Model	Part	Nominal Dimensions	Ship Wt. Lb.	Ship FedEx	Carton Dims. In.	Cu. Ft.
MK96-48NEO	MK9648NEO	48"D x 48"W x 96"H	214	—	102 x 54 x 4	12.75

Kit Includes: Two side panels, two corner soap dishes and installation materials.

Packaging: Packed in individual carton with convenient handles and palletized.

## ACCESSORIES

See pages 59-60 for complete listing of all wall accessories.

## STANDARDS AND RATINGS

American Society of Testing and Materials (ASTM) E-84: Class A Flame Spread Rating

American National Standard Institute—ANSI Z124.6

International Association of Plumbing and Mechanical Officials (IAPMO)—Listed

cUPC listed—Certified to CSA Test Standard B45.5 by IAPMO

Uniform Plumbing Code (UPC)

For a complete list of tests and results see the Technical Data Sheet.

## SUPPORT DOCUMENTS

Installation instructions available at [swanstone.com](http://swanstone.com).



## COLORS

(See inside back cover for color sample.)

### Solid Colors:

- White (010)
- Bone (037)
- Bisque (018)
- Bright White (137)
- Pearl (138)

### Aggregate Colors:

- Acorn (123)
- Almond Galaxy (046)
- Arctic Granite (035)
- Baby's Breath (168)
- Barley (091)
- Bermuda Sand (040)
- Canyon (124)
- Caraway Seed (169)
- Cloud Bone (126)
- Cloud White (125)
- Cornflower (063)
- Glacier (121)

- Golden Steppe (128)
- Gray Granite (042)
- Ice (130)
- Indian Grass (071)
- Mountain Haze (129)
- Night Sky (012)
- Pebble (072)
- Prairie (122)
- Sierra (094)
- Tahiti Desert (050)
- Tahiti Gray (053)
- Tahiti Ivory (059)
- Tahiti Matrix (058)
- Tahiti Sand (051)
- Tahiti Terra (055)
- Tahiti White (011)
- Tundra (131)
- Winter Wheat (060)

## MAINTENANCE AND CLEANING INFORMATION

Clean regularly with common household liquid cleaners and rinse within five minutes of application. Occasional scrubbing with abrasive cleaners ensures that the original luster will be maintained. **Do not** use "leave on" cleaning products, such as automatic spray shower cleaners. Prolonged contact with harsh chemicals could have an adverse reaction over time and discolor surfaces.

**Do not** use cleaning agents that caution use on acrylic, polyester or plastics.





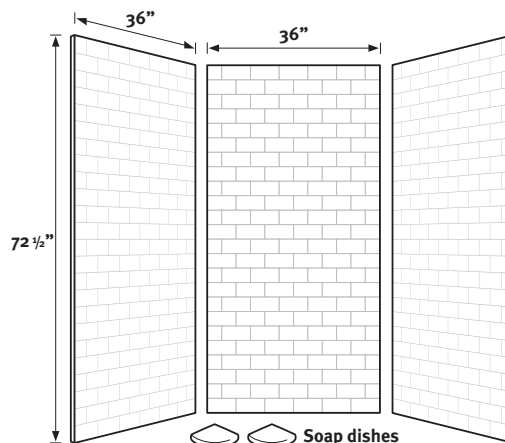
**Manufactured from Swanstone solid surface**  
(See page 2 for detailed information.)

*Recommended for high-use traffic areas and commercial surfaces.*

**WARRANTY**  
Limited Lifetime – Residential  
Limited 25-year – Commercial

## FEATURES

- Classic look of 3 x 6-inch subway tile provides timeless elegance for your bath.
- No grout to maintain; will not mold or mildew.
- Ideal for remodeling; easier to install than tile—panels glue up over existing surface.
- Coordinates with other Swanstone bath products.
- Heat resistant—walls can handle steamer units.
- Compression molding means superior durability.



**Model STMK 72-3636**

Designed to fit base areas  
36" deep or smaller x 36" wide x 72" high

## SPECIFICATIONS

### STMK72-3636 Swanstone Subway Tile Shower Wall Kit

Model	Part	Base Area Designed To Fit	Ship Wt. Lb.	Ship FedEx	Carton Dims. In.	Cu. Ft.
STMK72-3636	STMK723636	36"D x 36"W x 72-1/2"H (914 mm x 914 mm x 1829 mm) (*or smaller)	192	—	42 X 4 X 78	7.6

Kit Includes: Two side panels, one back panel, two corner soap dishes and installation materials.

Packaging: Each kit is packed in an individual carton.

## ACCESSORIES

See pages 59-60 for complete listing of all wall accessories.

## STANDARDS AND RATINGS

American Society of Testing and Materials (ASTM) E-84: Class A Flame Spread Rating

American National Standard Institute—ANSI Z124.6

International Association of Plumbing and Mechanical Officials (IAPMO)—Listed

cUPC listed—Certified to CSA Test Standard B45.5 by IAPMO

Uniform Plumbing Code (UPC)

For a complete list of tests and results see the Technical Data Sheet.

## SUPPORT DOCUMENTS

Installation instructions available at [swanstone.com](http://swanstone.com).



## COLORS

(See inside back cover for color sample.)

### Solid Colors:

- White (010)
- Bone (037)
- Bisque (018)
- Bright White (137)
- Pearl (138)

### Aggregate Colors:

- Acorn (123) 🍂
- Almond Galaxy (046)
- Arctic Granite (035)
- Baby's Breath (168)
- Barley (091)
- Bermuda Sand (040)
- Canyon (124) 🍂
- Caraway Seed (169)
- Cloud Bone (126)
- Cloud White (125)
- Cornflower (063)
- Glacier (121) 🍂

- Golden Steppe (128)
- Gray Granite (042)
- Ice (130)
- Indian Grass (071)
- Mountain Haze (129)
- Night Sky (012)
- Pebble (072)
- Prairie (122) 🍂
- Sierra (094)
- Tahiti Desert (050)
- Tahiti Gray (053)
- Tahiti Ivory (059)
- Tahiti Matrix (058)
- Tahiti Sand (051)
- Tahiti Terra (055)
- Tahiti White (011)
- Tundra (131)
- Winter Wheat (060)

## MAINTENANCE AND CLEANING INFORMATION

Clean regularly with common household liquid cleaners and rinse within five minutes of application. Occasional scrubbing with abrasive cleaners ensures that the original luster will be maintained. **Do not** use "leave on" cleaning products, such as automatic spray shower cleaners. Prolonged contact with harsh chemicals could have an adverse reaction over time and discolor surfaces.

**Do not** use cleaning agents that caution use on acrylic, polyester or plastics.



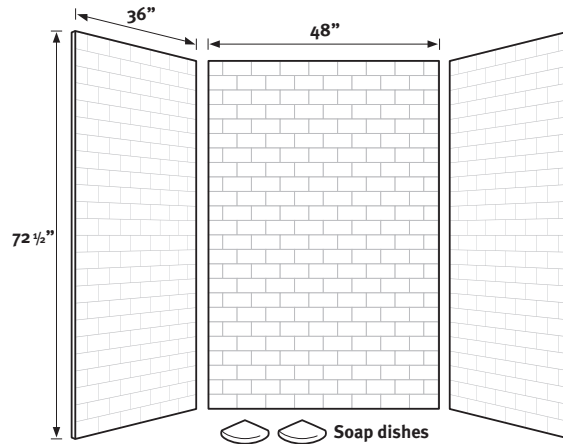
**Manufactured from Swanstone solid surface**  
(See page 2 for detailed information.)

*Recommended for high-use traffic areas and commercial surfaces.*

**WARRANTY**  
Limited Lifetime – Residential  
Limited 25-year – Commercial

## FEATURES

- Classic look of 3 x 6-inch subway tile provides timeless elegance for your bath.
- No grout to maintain; will not mold or mildew.
- Ideal for remodeling; easier to install than tile—panels glue up over existing surface.
- Coordinates with other Swanstone bath products.
- Heat resistant—walls can handle steamer units.
- Compression molding means superior durability.



**Model STMK72-3648**

Designed to fit base areas  
36" deep or smaller x 48" wide x 72" high

## SPECIFICATIONS

### STMK72-3648 Swanstone Subway Tile Shower Wall Kit

Model	Part	Base Area Designed To Fit	Ship Wt. Lb.	Ship FedEx	Carton Dims. In.	Cu. Ft.
STMK72-3648	STMK723648	36"D* x 48"W x 72-1/2"H (914 mm x 1219 mm x 1829 mm) (*or smaller)	144	—	54 x 4 x 78	9.6

Kit Includes: Two side panels, one back panel, two corner soap dishes and installation materials.

Packaging: Each kit is packed in an individual carton.

## ACCESSORIES

See pages 59-60 for complete listing of all wall accessories.

## STANDARDS AND RATINGS

American Society of Testing and Materials (ASTM) E-84: Class A Flame Spread Rating  
American National Standard Institute—ANSI Z124.6

International Association of Plumbing and Mechanical Officials (IAPMO)—Listed  
cUPC listed—Certified to CSA Test Standard B45.5 by IAPMO  
Uniform Plumbing Code (UPC)

For a complete list of tests and results see the Technical Data Sheet.

## SUPPORT DOCUMENTS

Installation instructions available at [swanstone.com](http://swanstone.com).



## COLORS

(See inside back cover for color sample.)

### Solid Colors:

- White (010)
- Bone (037)
- Bisque (018)
- Bright White (137)
- Pearl (138)

### Aggregate Colors:

- Acorn (123)
- Almond Galaxy (046)
- Arctic Granite (035)
- Baby's Breath (168)
- Barley (091)
- Bermuda Sand (040)
- Canyon (124)
- Caraway Seed (169)
- Cloud Bone (126)
- Cloud White (125)
- Cornflower (063)
- Glacier (121)

- Golden Steppe (128)
- Gray Granite (042)
- Ice (130)
- Indian Grass (071)
- Mountain Haze (129)
- Night Sky (012)
- Pebble (072)
- Prairie (122)
- Sierra (094)
- Tahiti Desert (050)
- Tahiti Gray (053)
- Tahiti Ivory (059)
- Tahiti Matrix (058)
- Tahiti Sand (051)
- Tahiti Terra (055)
- Tahiti White (011)
- Tundra (131)
- Winter Wheat (060)

## MAINTENANCE AND CLEANING INFORMATION

Clean regularly with common household liquid cleaners and rinse within five minutes of application. Occasional scrubbing with abrasive cleaners ensures that the original luster will be maintained. **Do not** use "leave on" cleaning products, such as automatic spray shower cleaners. Prolonged contact with harsh chemicals could have an adverse reaction over time and discolor surfaces. **Do not** use cleaning agents that caution use on acrylic, polyester or plastics.



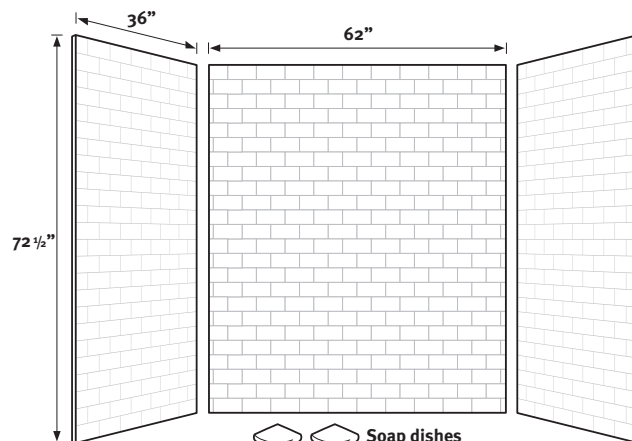
**Manufactured from Swanstone solid surface**  
(see page 2 for detailed information.)

*Recommended for high-use traffic areas and commercial surfaces.*

**WARRANTY**  
Limited Lifetime – Residential  
Limited 25-year – Commercial

## FEATURES

- Classic look of 3 x 6-inch subway tile provides timeless elegance for your bath.
- No grout to maintain; will not mold or mildew.
- Ideal for remodeling; easier to install than tile—panels glue up over existing surface.
- Coordinates with other Swanstone bath products.
- Heat resistant—walls can handle steamer units.
- Compression molding means superior durability.



**Model STMK72-3662**

Designed to fit base areas  
36" deep or smaller x 62" wide x 72" high

## SPECIFICATIONS

### STMK72-3662 Swanstone Subway Tile Shower Wall Kit

Model	Part	Base Area Designed To Fit	Ship Wt. Lb.	Ship FedEx	Carton Dims. In.	Cu. Ft.
STMK72-3662	STMK723662	36"D* x 62"W x 72-1/2"H 236 (914 mm x 1575 mm x 1829 mm) (*or smaller)	—	—	68 x 4 x 78	12.3

Kit Includes: Two side panels, one back panel, two corner soap dishes and installation materials.

Packaging: Each kit is packed in an individual carton.

## ACCESSORIES

See pages 59-60 for complete listing of all wall accessories.

## STANDARDS AND RATINGS

American Society of Testing and Materials (ASTM) E-84: Class A Flame Spread Rating

American National Standard Institute—ANSI Z124.6

International Association of Plumbing and Mechanical Officials (IAPMO)—Listed

cUPC listed—Certified to CSA Test Standard B45.5 by IAPMO

Uniform Plumbing Code (UPC)

For a complete list of tests and results see the Technical Data Sheet.

## SUPPORT DOCUMENTS

Installation instructions available at [swanstone.com](http://swanstone.com).



## COLORS

(See inside back cover for color sample.)

### Solid Colors:

- White (010)
- Bone (037)
- Bisque (018)
- Bright White (137)
- Pearl (138)

### Aggregate Colors:

- Acorn (123)
- Almond Galaxy (046)
- Arctic Granite (035)
- Baby's Breath (168)
- Barley (091)
- Bermuda Sand (040)
- Canyon (124)
- Caraway Seed (169)
- Cloud Bone (126)
- Cloud White (125)
- Cornflower (063)
- Glacier (121)

- Golden Steppe (128)
- Gray Granite (042)
- Ice (130)
- Indian Grass (071)
- Mountain Haze (129)
- Night Sky (012)
- Pebble (072)
- Prairie (122)
- Sierra (094)
- Tahiti Desert (050)
- Tahiti Gray (053)
- Tahiti Ivory (059)
- Tahiti Matrix (058)
- Tahiti Sand (051)
- Tahiti Terra (055)
- Tahiti White (011)
- Tundra (131)
- Winter Wheat (060)

## MAINTENANCE AND CLEANING INFORMATION

Clean regularly with common household liquid cleaners and rinse within five minutes of application. Occasional scrubbing with abrasive cleaners ensures that the original luster will be maintained. **Do not** use "leave on" cleaning products, such as automatic spray shower cleaners. Prolonged contact with harsh chemicals could have an adverse reaction over time and discolor surfaces.

**Do not** use cleaning agents that caution use on acrylic, polyester or plastics.



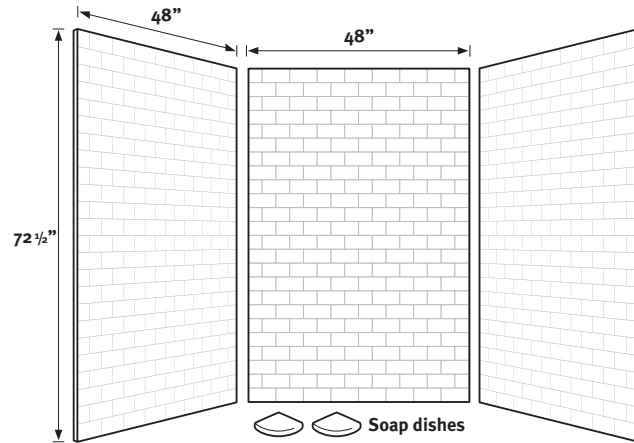
**Manufactured from Swanstone solid surface**  
(See page 2 for detailed information.)

*Recommended for high-use traffic areas and commercial surfaces.*

**WARRANTY**  
Limited Lifetime – Residential  
Limited 25-year – Commercial

## FEATURES

- Classic look of 3 x 6-inch subway tile provides timeless elegance for your bath.
- No grout to maintain; will not mold or mildew.
- Ideal for remodeling; easier to install than tile—panels glue up over existing surface.
- Coordinates with other Swanstone bath products.
- Heat resistant—walls can handle steamer units.
- Compression molding means superior durability.



**Model STMK 72-4848**

Designed to fit base areas  
48" deep or smaller x 48" wide x 72" high

## SPECIFICATIONS

### STMK72-4848 Swanstone Subway Tile Shower Wall Kit

Model	Part	Base Area Designed To Fit	Ship Wt. Lb.	Ship FedEx	Carton Dims. In.	Cu. Ft.
STMK72-4848	STMK724848	48"D x 48"W x 72-1/2"H (1219 mm x 1219 mm x 1829 mm) (*or smaller)	258	—	54 x 4 x 78	9.6

Kit Includes: Two side panels, one back panel, two corner soap dishes and installation materials.

Packaging: Each kit is packed in an individual carton.

## ACCESSORIES

See pages 59-60 for complete listing of all wall accessories.

## STANDARDS AND RATINGS

American Society of Testing and Materials (ASTM) E-84: Class A Flame Spread Rating

American National Standard Institute—ANSI Z124.6

International Association of Plumbing and Mechanical Officials (IAPMO)—Listed

cUPC listed—Certified to CSA Test Standard B45.5 by IAPMO

Uniform Plumbing Code (UPC)

For a complete list of tests and results see the Technical Data Sheet.

## SUPPORT DOCUMENTS

Installation instructions available at [swanstone.com](http://swanstone.com).



## COLORS

(See inside back cover for color sample.)

### Solid Colors:

- White (010)
- Bone (037)
- Bisque (018)
- Bright White (137)
- Pearl (138)

### Aggregate Colors:

- Acorn (123) 🍂
- Almond Galaxy (046)
- Arctic Granite (035)
- Baby's Breath (168)
- Barley (091)
- Bermuda Sand (040)
- Canyon (124) 🍂
- Caraway Seed (169)
- Cloud Bone (126)
- Cloud White (125)
- Cornflower (063)
- Glacier (121) 🍂

- Golden Steppe (128)
- Gray Granite (042)
- Ice (130)
- Indian Grass (071)
- Mountain Haze (129)
- Night Sky (012)
- Pebble (072)
- Prairie (122) 🍂
- Sierra (094)
- Tahiti Desert (050)
- Tahiti Gray (053)
- Tahiti Ivory (059)
- Tahiti Matrix (058)
- Tahiti Sand (051)
- Tahiti Terra (055)
- Tahiti White (011)
- Tundra (131)
- Winter Wheat (060)

## MAINTENANCE AND CLEANING INFORMATION

Clean regularly with common household liquid cleaners and rinse within five minutes of application. Occasional scrubbing with abrasive cleaners ensures that the original luster will be maintained. **Do not** use "leave on" cleaning products, such as automatic spray shower cleaners. Prolonged contact with harsh chemicals could have an adverse reaction over time and discolor surfaces.

**Do not** use cleaning agents that caution use on acrylic, polyester or plastics.



**Manufactured from Swanstone solid surface**

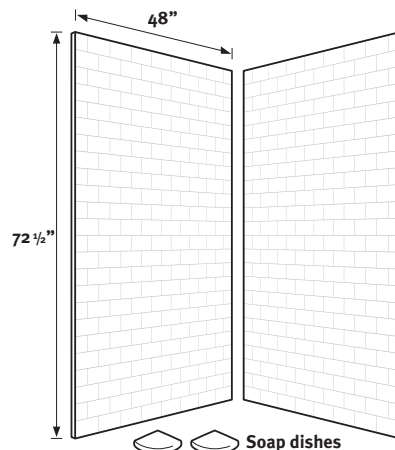
(See page 2 for detailed information.)

*Recommended for high-use traffic areas and commercial surfaces.*

WARRANTY  
Limited Lifetime – Residential  
Limited 25-year – Commercial

**FEATURES**

- Classic look of 3 x 6-inch subway tile provides timeless elegance for your bath.
- No grout to maintain; will not mold or mildew.
- Ideal for remodeling; easier to install than tile—panels glue up over existing surface.
- Coordinates with other Swanstone bath products.
- Heat resistant—walls can handle steamer units.
- Compression molding means superior durability.

**Model STMK 72-48NEO**

Designed to fit base areas  
48" deep or smaller x 48" wide x 72" high

**SPECIFICATIONS****STMK72-48NEO Swanstone Subway Tile Shower Wall Kit**

Model	Part	Base Area Designed To Fit	Ship Wt. Lb.	Ship FedEx	Carton Dims. In.	Cu. Ft.
STMK72-48NEO	STMK7248NEO	48"D* x 48"W x 72-1/2"H (1219 mm x 1219 mm x 1829 mm) (*or smaller)	191	—	54 x 4 x 78	9.6

Kit Includes: Two side panels, two corner soap dishes and installation materials.

Packaging: Each kit is packed in an individual carton.

**ACCESSORIES**

See pages 59-60 for complete listing of all wall accessories.

**STANDARDS AND RATINGS**

American Society of Testing and Materials (ASTM) E-84: Class A Flame Spread Rating

American National Standard Institute—ANSI Z124.6

International Association of Plumbing and Mechanical Officials (IAPMO)—Listed

cUPC listed—Certified to CSA Test Standard B45.5 by IAPMO

Uniform Plumbing Code (UPC)

For a complete list of tests and results see the Technical Data Sheet.

**SUPPORT DOCUMENTS**

Installation instructions available at [swanstone.com](http://swanstone.com).

**COLORS**

(See inside back cover for color sample.)

**Solid Colors:**

- White (010)
- Bone (037)
- Bisque (018)
- Bright White (137)
- Pearl (138)

**Aggregate Colors:**

- Acorn (123) 🍂
- Almond Galaxy (046)
- Arctic Granite (035)
- Baby's Breath (168)
- Barley (091)
- Bermuda Sand (040)
- Canyon (124) 🍂
- Caraway Seed (169)
- Cloud Bone (126)
- Cloud White (125)
- Cornflower (063)
- Glacier (121) 🍂

- Golden Steppe (128)
- Gray Granite (042)
- Ice (130)
- Indian Grass (071)
- Mountain Haze (129)
- Night Sky (012)
- Pebble (072)
- Prairie (122) 🍂
- Sierra (094)
- Tahiti Desert (050)
- Tahiti Gray (053)
- Tahiti Ivory (059)
- Tahiti Matrix (058)
- Tahiti Sand (051)
- Tahiti Terra (055)
- Tahiti White (011)
- Tundra (131)
- Winter Wheat (060)

**MAINTENANCE AND  
CLEANING INFORMATION**

Clean regularly with common household liquid cleaners and rinse within five minutes of application. Occasional scrubbing with abrasive cleaners ensures that the original luster will be maintained. **Do not** use "leave on" cleaning products, such as automatic spray shower cleaners. Prolonged contact with harsh chemicals could have an adverse reaction over time and discolor surfaces.

**Do not** use cleaning agents that caution use on acrylic, polyester or plastics.



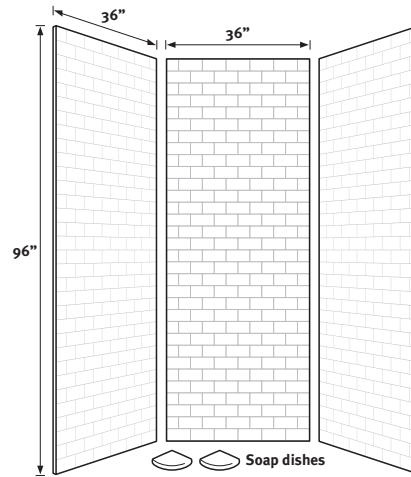
**Manufactured from Swanstone solid surface**  
(See page 2 for detailed information.)

*Recommended for high-use traffic areas and commercial surfaces.*

**WARRANTY**  
Limited Lifetime – Residential  
Limited 25-year – Commercial

## FEATURES

- Classic look of 3 x 6-inch subway tile provides timeless elegance for your bath.
- No grout to maintain; will not mold or mildew.
- Ideal for remodeling; easier to install than tile—panels glue up over existing surface.
- Coordinates with other Swanstone bath products.
- Heat resistant—walls can handle steamer units.
- Compression molding means superior durability.



**Model STMK 96-3636**  
Designed to fit base areas  
36" deep or smaller x 36" wide x 96" high

## SPECIFICATIONS

### STMK96-3636 Swanstone Subway Tile Shower Wall Kit

Model	Part	Base Area Designed To Fit	Ship Wt. Lb.	Ship FedEx	Carton Dims. In.	Cu. Ft.
STMK96-3636	STMK963636	36"D* x 36"W x 96"H (914 mm x 914 mm x 2438 mm) (*or smaller)	245	—	42 x 4 x 102	10

Kit Includes: Two side panels, one back panel, two corner soap dishes and installation materials.

Packaging: Each kit is packed in an individual carton.

## ACCESSORIES

See pages 59-60 for complete listing of all wall accessories.

## STANDARDS AND RATINGS

American Society of Testing and Materials (ASTM) E-84: Class A Flame Spread Rating

American National Standard Institute—ANSI Z124.6

International Association of Plumbing and Mechanical Officials (IAPMO)—Listed

cUPC listed—Certified to CSA Test Standard B45.5 by IAPMO

Uniform Plumbing Code (UPC)

For a complete list of tests and results see the Technical Data Sheet.

## SUPPORT DOCUMENTS

Installation instructions available at [swanstone.com](http://swanstone.com).



## COLORS

(See inside back cover for color sample.)

### Solid Colors:

- White (010)
- Bone (037)
- Bisque (018)
- Bright White (137)
- Pearl (138)

### Aggregate Colors:

- Acorn (123) 🍂
- Almond Galaxy (046)
- Arctic Granite (035)
- Baby's Breath (168)
- Barley (091)
- Bermuda Sand (040)
- Canyon (124) 🍂
- Caraway Seed (169)
- Cloud Bone (126)
- Cloud White (125)
- Cornflower (063)
- Glacier (121) 🍂

- Golden Steppe (128)
- Gray Granite (042)
- Ice (130)
- Indian Grass (071)
- Mountain Haze (129)
- Night Sky (012)
- Pebble (072)
- Prairie (122) 🍂
- Sierra (094)
- Tahiti Desert (050)
- Tahiti Gray (053)
- Tahiti Ivory (059)
- Tahiti Matrix (058)
- Tahiti Sand (051)
- Tahiti Terra (055)
- Tahiti White (011)
- Tundra (131)
- Winter Wheat (060)

## MAINTENANCE AND CLEANING INFORMATION

Clean regularly with common household liquid cleaners and rinse within five minutes of application. Occasional scrubbing with abrasive cleaners ensures that the original luster will be maintained. **Do not** use "leave on" cleaning products, such as automatic spray shower cleaners. Prolonged contact with harsh chemicals could have an adverse reaction over time and discolor surfaces.

**Do not** use cleaning agents that caution use on acrylic, polyester or plastics.

**Manufactured from Swanstone solid surface**

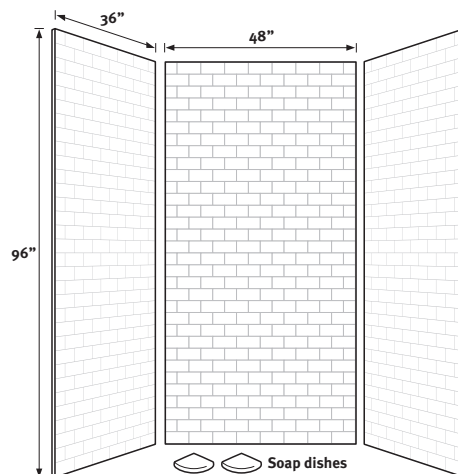
(See page 2 for detailed information.)

*Recommended for high-use traffic areas and commercial surfaces.*

WARRANTY  
Limited Lifetime – Residential  
Limited 25-year – Commercial

**FEATURES**

- Classic look of 3 x 6-inch subway tile provides timeless elegance for your bath.
- No grout to maintain; will not mold or mildew.
- Ideal for remodeling; easier to install than tile—panels glue up over existing surface.
- Coordinates with other Swanstone bath products.
- Heat resistant—walls can handle steamer units.
- Compression molding means superior durability.

**Model STMK 96-3648**

Designed to fit base areas  
36" deep or smaller x 48" wide x 96" high

**SPECIFICATIONS****STMK96-3648 Swanstone Subway Tile Shower Wall Kit**

Model	Part	Base Area Designed To Fit	Ship Wt. Lb.	Ship FedEx	Carton Dims. In.	Cu. Ft.
STMK96-3648	STMK963648	36"D* x 48"W x 96"H (914 mm x 1219 mm x 2438 mm) (*or smaller)	232	—	54 x 4 x 102	12.75

Kit Includes: Two side panels, one back panel, two corner soap dishes and installation materials.

Packaging: Each kit is packed in an individual carton.

**ACCESSORIES**

See pages 59-60 for complete listing of all wall accessories.

**STANDARDS AND RATINGS**

American Society of Testing and Materials (ASTM) E-84: Class A Flame Spread Rating

American National Standard Institute—ANSI Z124.6

International Association of Plumbing and Mechanical Officials (IAPMO)—Listed

cUPC listed—Certified to CSA Test Standard B45.5 by IAPMO

Uniform Plumbing Code (UPC)

For a complete list of tests and results see the Technical Data Sheet.

**SUPPORT DOCUMENTS**

Installation instructions available at [swanstone.com](http://swanstone.com).

**COLORS**

(See inside back cover for color sample.)

**Solid Colors:**

- White (010)
- Bone (037)
- Bisque (018)
- Bright White (137)
- Pearl (138)

**Aggregate Colors:**

- Acorn (123)
- Almond Galaxy (046)
- Arctic Granite (035)
- Baby's Breath (168)
- Barley (091)
- Bermuda Sand (040)
- Canyon (124)
- Caraway Seed (169)
- Cloud Bone (126)
- Cloud White (125)
- Cornflower (063)
- Glacier (121)

- Golden Steppe (128)
- Gray Granite (042)
- Ice (130)
- Indian Grass (071)
- Mountain Haze (129)
- Night Sky (012)
- Pebble (072)
- Prairie (122)
- Sierra (094)
- Tahiti Desert (050)
- Tahiti Gray (053)
- Tahiti Ivory (059)
- Tahiti Matrix (058)
- Tahiti Sand (051)
- Tahiti Terra (055)
- Tahiti White (011)
- Tundra (131)
- Winter Wheat (060)

**MAINTENANCE AND  
CLEANING INFORMATION**

Clean regularly with common household liquid cleaners and rinse within five minutes of application. Occasional scrubbing with abrasive cleaners ensures that the original luster will be maintained. **Do not** use "leave on" cleaning products, such as automatic spray shower cleaners. Prolonged contact with harsh chemicals could have an adverse reaction over time and discolor surfaces.

**Do not** use cleaning agents that caution use on acrylic, polyester or plastics.



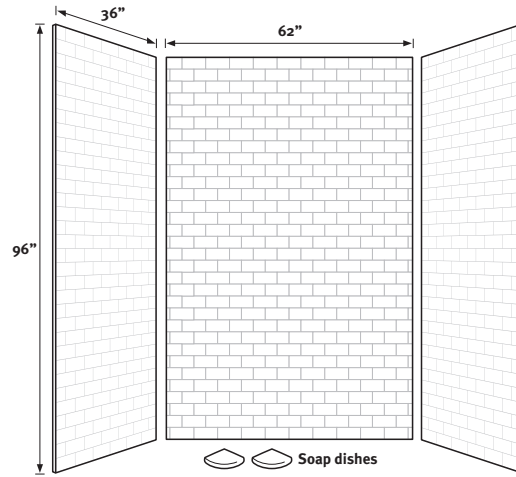
**Manufactured from Swanstone solid surface**  
(See page 2 for detailed information.)

*Recommended for high-use traffic areas and commercial surfaces.*

**WARRANTY**  
Limited Lifetime – Residential  
Limited 25-year – Commercial

## FEATURES

- Classic look of 3 x 6-inch subway tile provides timeless elegance for your bath.
- No grout to maintain; will not mold or mildew.
- Ideal for remodeling; easier to install than tile—panels glue up over existing surface.
- Coordinates with other Swanstone bath products.
- Heat resistant—walls can handle steamer units.
- Compression molding means superior durability.



**Model STMK 96-3662**

Designed to fit base areas  
36" deep or smaller x 62" wide x 96" high

## SPECIFICATIONS

### STMK96-3662 Swanstone Subway Tile Shower Wall Kit

Model	Part	Base Area Designed To Fit	Ship Wt. Lb.	Ship FedEx	Carton Dims. In.	Cu. Ft.
STMK96-3662	STMK963662	36"D* x 62"W x 96"H (914 mm x 1575 mm x 2438 mm) (*or smaller)	247	—	68 x 4 x 102	16.06

Kit Includes: Two side panels, one back panel, two corner soap dishes and installation materials.

Packaging: Each kit is packed in an individual carton.

## ACCESSORIES

See pages 59-60 for complete listing of all wall accessories.

## STANDARDS AND RATINGS

American Society of Testing and Materials (ASTM) E-84: Class A Flame Spread Rating

American National Standard Institute—ANSI Z124.6

International Association of Plumbing and Mechanical Officials (IAPMO)—Listed

cUPC listed—Certified to CSA Test Standard B45.5 by IAPMO

Uniform Plumbing Code (UPC)

For a complete list of tests and results see the Technical Data Sheet.

## SUPPORT DOCUMENTS

Installation instructions available at [swanstone.com](http://swanstone.com).



## COLORS

(See inside back cover for color sample.)

### Solid Colors:

- White (010)
- Bone (037)
- Bisque (018)
- Bright White (137)
- Pearl (138)

### Aggregate Colors:

- Acorn (123) 🍂
- Almond Galaxy (046)
- Arctic Granite (035)
- Baby's Breath (168)
- Barley (091)
- Bermuda Sand (040)
- Canyon (124) 🍂
- Caraway Seed (169)
- Cloud Bone (126)
- Cloud White (125)
- Cornflower (063)
- Glacier (121) 🍂

- Golden Steppe (128)
- Gray Granite (042)
- Ice (130)
- Indian Grass (071)
- Mountain Haze (129)
- Night Sky (012)
- Pebble (072)
- Prairie (122) 🍂
- Sierra (094)
- Tahiti Desert (050)
- Tahiti Gray (053)
- Tahiti Ivory (059)
- Tahiti Matrix (058)
- Tahiti Sand (051)
- Tahiti Terra (055)
- Tahiti White (011)
- Tundra (131)
- Winter Wheat (060)

## MAINTENANCE AND CLEANING INFORMATION

Clean regularly with common household liquid cleaners and rinse within five minutes of application. Occasional scrubbing with abrasive cleaners ensures that the original luster will be maintained. **Do not** use "leave on" cleaning products, such as automatic spray shower cleaners. Prolonged contact with harsh chemicals could have an adverse reaction over time and discolor surfaces.

**Do not** use cleaning agents that caution use on acrylic, polyester or plastics.



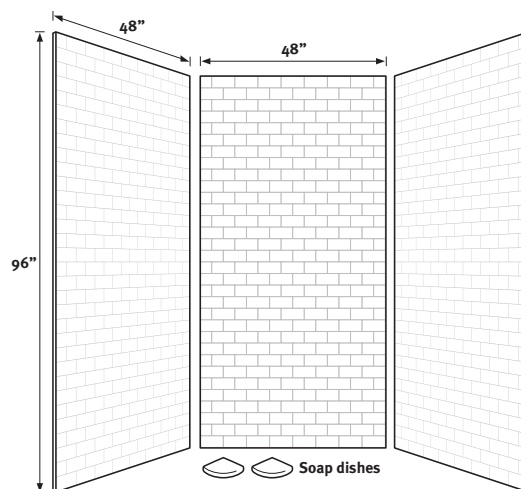
**Manufactured from Swanstone solid surface**  
(See page 2 for detailed information.)

*Recommended for high-use traffic areas and commercial surfaces.*

**WARRANTY**  
Limited Lifetime – Residential  
Limited 25-year – Commercial

## FEATURES

- Classic look of 3 x 6-inch subway tile provides timeless elegance for your bath.
- No grout to maintain; will not mold or mildew.
- Ideal for remodeling; easier to install than tile—panels glue up over existing surface.
- Coordinates with other Swanstone bath products.
- Heat resistant—walls can handle steamer units.
- Compression molding means superior durability.



**Model STMK 96-4848**  
Designed to fit base areas  
48" deep or smaller x 48" wide x 96" high

## SPECIFICATIONS

### STMK96-4848 Swanstone Subway Tile Shower Wall Kit

Model	Part	Base Area Designed To Fit	Ship Wt. Lb.	Ship FedEx	Carton Dims. In.	Cu. Ft.
STMK96-4848	STMK964848	48"D* x 48"W x 96"H (1219 mm x 1219 mm x 2438 mm) (*or smaller)	304	—	54 x 4 x 102	12.75

Kit Includes: Two side panels, one back panel, two corner soap dishes and installation materials.

Packaging: Each kit is packed in an individual carton.

## ACCESSORIES

See pages 59-60 for complete listing of all wall accessories.

## STANDARDS AND RATINGS

American Society of Testing and Materials (ASTM) E-84: Class A Flame Spread Rating

American National Standard Institute—ANSI Z124.6

International Association of Plumbing and Mechanical Officials (IAPMO)—Listed

cUPC listed—Certified to CSA Test Standard B45.5 by IAPMO

Uniform Plumbing Code (UPC)

For a complete list of tests and results see the Technical Data Sheet.

## SUPPORT DOCUMENTS

Installation instructions available at [swanstone.com](http://swanstone.com).



## COLORS

(See inside back cover for color sample.)

### Solid Colors:

- White (010)
- Bone (037)
- Bisque (018)
- Bright White (137)
- Pearl (138)

### Aggregate Colors:

- Acorn (123)
- Almond Galaxy (046)
- Arctic Granite (035)
- Baby's Breath (168)
- Barley (091)
- Bermuda Sand (040)
- Canyon (124)
- Caraway Seed (169)
- Cloud Bone (126)
- Cloud White (125)
- Cornflower (063)
- Glacier (121)

- Golden Steppe (128)
- Gray Granite (042)
- Ice (130)
- Indian Grass (071)
- Mountain Haze (129)
- Night Sky (012)
- Pebble (072)
- Prairie (122)
- Sierra (094)
- Tahiti Desert (050)
- Tahiti Gray (053)
- Tahiti Ivory (059)
- Tahiti Matrix (058)
- Tahiti Sand (051)
- Tahiti Terra (055)
- Tahiti White (011)
- Tundra (131)
- Winter Wheat (060)

## MAINTENANCE AND CLEANING INFORMATION

Clean regularly with common household liquid cleaners and rinse within five minutes of application. Occasional scrubbing with abrasive cleaners ensures that the original luster will be maintained. **Do not** use "leave on" cleaning products, such as automatic spray shower cleaners. Prolonged contact with harsh chemicals could have an adverse reaction over time and discolor surfaces.

**Do not** use cleaning agents that caution use on acrylic, polyester or plastics.





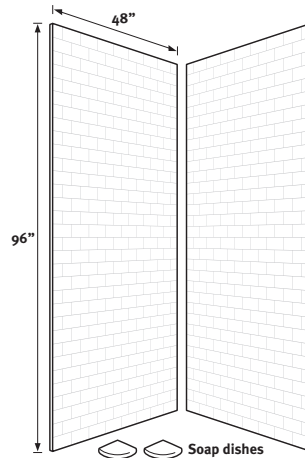
**Manufactured from Swanstone solid surface**  
(See page 2 for detailed information.)

*Recommended for high-use traffic areas and commercial surfaces.*

**WARRANTY**  
Limited Lifetime – Residential  
Limited 25-year – Commercial

## FEATURES

- Classic look of 3 x 6-inch subway tile provides timeless elegance for your bath.
- No grout to maintain; will not mold or mildew.
- Ideal for remodeling; easier to install than tile—panels glue up over existing surface.
- Coordinates with other Swanstone bath products.
- Heat resistant—walls can handle steamer units.
- Compression molding means superior durability.



**Model STMK 96-48NEO**

Designed to fit base areas  
48" deep or smaller x 48" wide x 96" high

## SPECIFICATIONS

### STMK96-48NEO Swanstone Subway Tile Shower Wall Kit

Model	Part	Base Area Designed To Fit	Ship Wt. Lb.	Ship FedEx	Carton Dims. In.	Cu. Ft.
STMK96-48NEO	STMK9648NEO	48"D* x 48"W x 96"H (1219 mm x 1219 mm x 2438 mm) (*or smaller)	214	—	54 x 4 x 102	12.75

Kit Includes: Two side panels, two corner soap dishes and installation materials.

Packaging: Each kit is packed in an individual carton.

## ACCESSORIES

See pages 59-60 for complete listing of all wall accessories.

## STANDARDS AND RATINGS

American Society of Testing and Materials (ASTM) E-84: Class A Flame Spread Rating

American National Standard Institute—ANSI Z124.6

International Association of Plumbing and Mechanical Officials (IAPMO)—Listed

cUPC listed—Certified to CSA Test Standard B45.5 by IAPMO

Uniform Plumbing Code (UPC)

For a complete list of tests and results see the Technical Data Sheet.

## SUPPORT DOCUMENTS

Installation instructions available at [swanstone.com](http://swanstone.com).



## COLORS

(See inside back cover for color sample.)

### Solid Colors:

- White (010)
- Bone (037)
- Bisque (018)
- Bright White (137)
- Pearl (138)

### Aggregate Colors:

- Acorn (123) 🍂
- Almond Galaxy (046)
- Arctic Granite (035)
- Baby's Breath (168)
- Barley (091)
- Bermuda Sand (040)
- Canyon (124) 🍂
- Caraway Seed (169)
- Cloud Bone (126)
- Cloud White (125)
- Cornflower (063)
- Glacier (121) 🍂

- Golden Steppe (128)
- Gray Granite (042)
- Ice (130)
- Indian Grass (071)
- Mountain Haze (129)
- Night Sky (012)
- Pebble (072)
- Prairie (122) 🍂
- Sierra (094)
- Tahiti Desert (050)
- Tahiti Gray (053)
- Tahiti Ivory (059)
- Tahiti Matrix (058)
- Tahiti Sand (051)
- Tahiti Terra (055)
- Tahiti White (011)
- Tundra (131)
- Winter Wheat (060)

## MAINTENANCE AND CLEANING INFORMATION

Clean regularly with common household liquid cleaners and rinse within five minutes of application. Occasional scrubbing with abrasive cleaners ensures that the original luster will be maintained. **Do not** use "leave on" cleaning products, such as automatic spray shower cleaners. Prolonged contact with harsh chemicals could have an adverse reaction over time and discolor surfaces.

**Do not** use cleaning agents that caution use on acrylic, polyester or plastics.



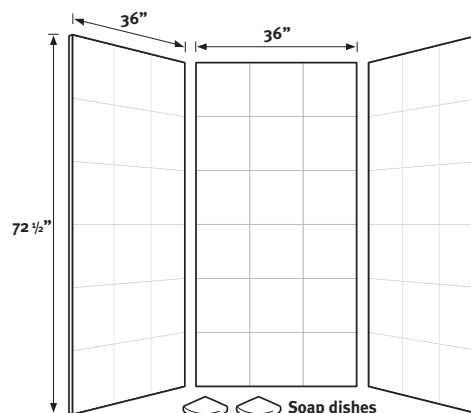
**Manufactured from Swanstone solid surface**  
(See page 2 for detailed information.)

*Recommended for high-use traffic areas and commercial surfaces.*

**WARRANTY**  
Limited Lifetime – Residential  
Limited 25-year – Commercial

## FEATURES

- Chamfered-edges on the 12-inch square tile pattern provide the high-end look of travertine.
- No grout to maintain; will not mold or mildew.
- Ideal for remodeling; easier to install than tile—panels glue up over existing surface.
- Coordinates with Swanstone bath products.
- Heat resistant—walls can handle steamer units.
- Compression molding means superior durability.



**Model SQMK 72-3636**

Designed to fit base areas  
36" deep or smaller x 36" wide x 72" high

## SPECIFICATIONS

### SQMK72-3636 Swanstone Square Tile Shower Wall Kit

Model	Part	Base Area Designed To Fit	Ship Wt. Lb.	Ship FedEx	Carton Dims. In.	Cu. Ft.
SQMK72-3636	SQMK723636	36"D* x 36"W x 72-1/2"H (914 mm x 914 mm x 1829 mm) (*or smaller)	192	—	42 x 4 x 78	7.6

Kit Includes: Two side panels, one back panel, two corner soap dishes and installation materials.

Packaging: Each kit is packed in an individual carton.

## ACCESSORIES

See pages 59-60 for complete listing of all wall accessories.

## STANDARDS AND RATINGS

American Society of Testing and Materials (ASTM) E-84: Class A Flame Spread Rating  
American National Standard Institute—ANSI Z124.6

International Association of Plumbing and Mechanical Officials (IAPMO)—Listed  
cUPC listed—Certified to CSA Test Standard B45.5 by IAPMO  
Uniform Plumbing Code (UPC)

For a complete list of tests and results see the Technical Data Sheet.

## SUPPORT DOCUMENTS

Installation instructions available at [swanstone.com](http://swanstone.com).



## COLORS

(See inside back cover for color sample.)

### Solid Colors:

- White (010)
- Bone (037)
- Bisque (018)
- Bright White (137)
- Pearl (138)

### Aggregate Colors:

- Acorn (123) 🍂
- Almond Galaxy (046)
- Arctic Granite (035)
- Baby's Breath (168)
- Barley (091)
- Bermuda Sand (040)
- Canyon (124) 🍂
- Caraway Seed (169)
- Cloud Bone (126)
- Cloud White (125)
- Cornflower (063)
- Glacier (121) 🍂

- Golden Steppe (128)
- Gray Granite (042)
- Ice (130)
- Indian Grass (071)
- Mountain Haze (129)
- Night Sky (012)
- Pebble (072)
- Prairie (122) 🍂
- Sierra (094)
- Tahiti Desert (050)
- Tahiti Gray (053)
- Tahiti Ivory (059)
- Tahiti Matrix (058)
- Tahiti Sand (051)
- Tahiti Terra (055)
- Tahiti White (011)
- Tundra (131)
- Winter Wheat (060)

## MAINTENANCE AND CLEANING INFORMATION

Clean regularly with common household liquid cleaners and rinse within five minutes of application. Occasional scrubbing with abrasive cleaners ensures that the original luster will be maintained. **Do not** use "leave on" cleaning products, such as automatic spray shower cleaners. Prolonged contact with harsh chemicals could have an adverse reaction over time and discolor surfaces. **Do not** use cleaning agents that caution use on acrylic, polyester or plastics.



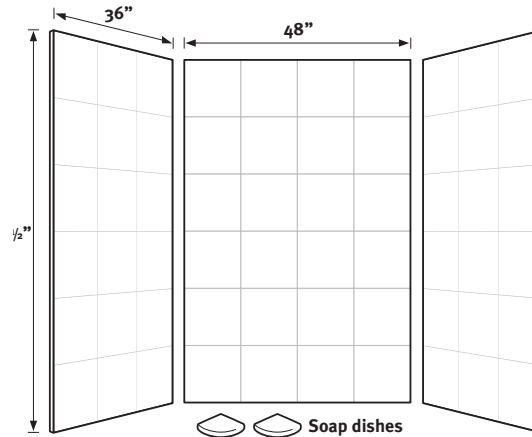
**Manufactured from Swanstone solid surface**  
(See page 2 for detailed information.)

*Recommended for high-use traffic areas and commercial surfaces.*

**WARRANTY**  
Limited Lifetime – Residential  
Limited 25-year – Commercial

## FEATURES

- Chamfered-edges on the 12-inch square tile pattern provide the high-end look of travertine.
- No grout to maintain; will not mold or mildew.
- Ideal for remodeling; easier to install than tile—panels glue up over existing surface.
- Coordinates with other Swanstone bath products.
- Heat resistant—walls can handle steamer units.
- Compression molding means superior durability.



**Model SQMK 72-3648**

Designed to fit base areas  
36" deep or smaller x 48" wide x 72" high

## SPECIFICATIONS

### SQMK72-3648 Swanstone Square Tile Shower Wall Kit

Model	Part	Base Area Designed To Fit	Ship Wt. Lb.	Ship FedEx	Carton Dims. In.	Cu. Ft.
SQMK72-3648	SQMK723648	36"D* x 48"W x 72-1/2"H (914 mm x 1219 mm x 1829 mm) (*or smaller)	144	—	54 x 4 x 78	9.6

Kit Includes: Two side panels, one back panel, two corner soap dishes and installation materials.

Packaging: Each kit is packed in an individual carton.

## ACCESSORIES

See pages 59-60 for complete listing of all wall accessories.

## STANDARDS AND RATINGS

American Society of Testing and Materials (ASTM) E-84: Class A Flame Spread Rating

American National Standard Institute—ANSI Z124.6

International Association of Plumbing and Mechanical Officials (IAPMO)—Listed

cUPC listed—Certified to CSA Test Standard B45.5 by IAPMO

Uniform Plumbing Code (UPC)

For a complete list of tests and results see the Technical Data Sheet.

## SUPPORT DOCUMENTS

Installation instructions available at [swanstone.com](http://swanstone.com).



## COLORS

(See inside back cover for color sample.)

### Solid Colors:

- White (010)
- Bone (037)
- Bisque (018)
- Bright White (137)
- Pearl (138)

### Aggregate Colors:

- Acorn (123) 🍂
- Almond Galaxy (046)
- Arctic Granite (035)
- Baby's Breath (168)
- Barley (091)
- Bermuda Sand (040)
- Canyon (124) 🍂
- Caraway Seed (169)
- Cloud Bone (126)
- Cloud White (125)
- Cornflower (063)
- Glacier (121) 🍂

- Golden Steppe (128)
- Gray Granite (042)
- Ice (130)
- Indian Grass (071)
- Mountain Haze (129)
- Night Sky (012)
- Pebble (072)
- Prairie (122) 🍂
- Sierra (094)
- Tahiti Desert (050)
- Tahiti Gray (053)
- Tahiti Ivory (059)
- Tahiti Matrix (058)
- Tahiti Sand (051)
- Tahiti Terra (055)
- Tahiti White (011)
- Tundra (131)
- Winter Wheat (060)

## MAINTENANCE AND CLEANING INFORMATION

Clean regularly with common household liquid cleaners and rinse within five minutes of application. Occasional scrubbing with abrasive cleaners ensures that the original luster will be maintained. **Do not** use "leave on" cleaning products, such as automatic spray shower cleaners. Prolonged contact with harsh chemicals could have an adverse reaction over time and discolor surfaces. **Do not** use cleaning agents that caution use on acrylic, polyester or plastics.



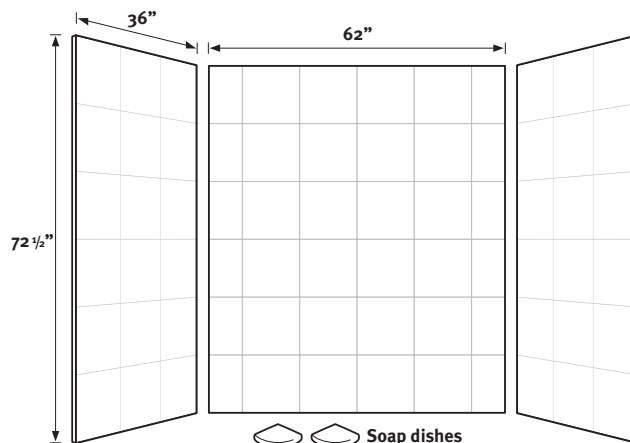
**Manufactured from Swanstone solid surface**  
(See page 2 for detailed information.)

*Recommended for high-use traffic areas and commercial surfaces.*

**WARRANTY**  
Limited Lifetime – Residential  
Limited 25-year – Commercial

## FEATURES

- Chamfered-edges on the 12-inch square tile pattern provide the high-end look of travertine.
- No grout to maintain; will not mold or mildew.
- Ideal for remodeling; easier to install than tile—panels glue up over existing surface.
- Coordinates with other Swanstone bath products.
- Heat resistant—walls can handle steamer units.
- Compression molding means superior durability.



**Model SQMK 72-3662**

Designed to fit base areas  
36" deep or smaller x 62" wide x 72" high

## SPECIFICATIONS

### SQMK72-3662 Swanstone Square Tile Shower Wall Kit

Model	Part	Base Area Designed To Fit	Ship Wt. Lb.	Ship FedEx	Carton Dims. In.	Cu. Ft.
SQMK72-3662	SQMK723662	36"D* x 62"W x 72-1/2"H (914 mm x 1575 mm x 1829 mm) (*or smaller)	247	—	68 x 4 x 78	12.3

Kit Includes: Two side panels, one back panel, two corner soap dishes and installation materials.

Packaging: Each kit is packed in an individual carton.

## ACCESSORIES

See pages 59-60 for complete listing of all wall accessories.

## STANDARDS AND RATINGS

American Society of Testing and Materials (ASTM) E-84: Class A Flame Spread Rating

American National Standard Institute—ANSI Z124.6

International Association of Plumbing and Mechanical Officials (IAPMO)—Listed

cUPC listed—Certified to CSA Test Standard B45.5 by IAPMO

Uniform Plumbing Code (UPC)

For a complete list of tests and results see the Technical Data Sheet.

## SUPPORT DOCUMENTS

Installation instructions available at [swanstone.com](http://swanstone.com).



## COLORS

(See inside back cover for color sample.)

### Solid Colors:

- White (010)
- Bone (037)
- Bisque (018)
- Bright White (137)
- Pearl (138)

### Aggregate Colors:

- Acorn (123)
- Almond Galaxy (046)
- Arctic Granite (035)
- Baby's Breath (168)
- Barley (091)
- Bermuda Sand (040)
- Canyon (124)
- Caraway Seed (169)
- Cloud Bone (126)
- Cloud White (125)
- Cornflower (063)
- Glacier (121)

- Golden Steppe (128)
- Gray Granite (042)
- Ice (130)
- Indian Grass (071)
- Mountain Haze (129)
- Night Sky (012)
- Pebble (072)
- Prairie (122)
- Sierra (094)
- Tahiti Desert (050)
- Tahiti Gray (053)
- Tahiti Ivory (059)
- Tahiti Matrix (058)
- Tahiti Sand (051)
- Tahiti Terra (055)
- Tahiti White (011)
- Tundra (131)
- Winter Wheat (060)

## MAINTENANCE AND CLEANING INFORMATION

Clean regularly with common household liquid cleaners and rinse within five minutes of application. Occasional scrubbing with abrasive cleaners ensures that the original luster will be maintained. **Do not** use "leave on" cleaning products, such as automatic spray shower cleaners. Prolonged contact with harsh chemicals could have an adverse reaction over time and discolor surfaces. **Do not** use cleaning agents that caution use on acrylic, polyester or plastics.



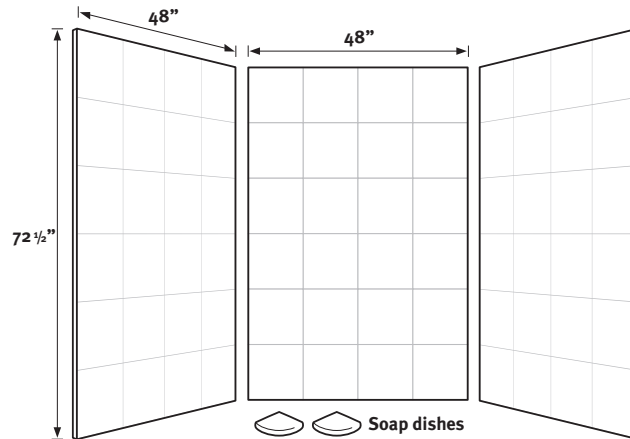
**Manufactured from Swanstone solid surface**  
(See page 2 for detailed information.)

*Recommended for high-use traffic areas and commercial surfaces.*

**WARRANTY**  
Limited Lifetime – Residential  
Limited 25-year – Commercial

## FEATURES

- Chamfered-edges on the 12-inch square tile pattern provide the high-end look of travertine.
- No grout to maintain; will not mold or mildew.
- Ideal for remodeling; easier to install than tile—panels glue up over existing surface.
- Coordinates with other Swanstone bath products.
- Heat resistant—walls can handle steamer units.
- Compression molding means superior durability.



**Model SQMK 72-4848**

Designed to fit base areas  
48" deep or smaller x 48" wide x 72" high

## SPECIFICATIONS

### SQMK72-4848 Swanstone Square Tile Shower Wall Kit

Model	Part	Base Area Designed To Fit	Ship Wt. Lb.	Ship FedEx	Carton Dims. In.	Cu. Ft.
SQMK72-4848	SQMK724848	48"D* x 48"W x 72-1/2"H (1219 mm x 1219 mm x 1829 mm) (*or smaller)	258	—	54 x 4 x 78	9.6

Kit Includes: Two side panels, one back panel, two corner soap dishes and installation materials.

Packaging: Each kit is packed in an individual carton.

## ACCESSORIES

See pages 59-60 for complete listing of all wall accessories.

## STANDARDS AND RATINGS

American Society of Testing and Materials (ASTM) E-84: Class A Flame Spread Rating

American National Standard Institute—ANSI Z124.6

International Association of Plumbing and Mechanical Officials (IAPMO)—Listed

cUPC listed—Certified to CSA Test Standard B45.5 by IAPMO

Uniform Plumbing Code (UPC)

For a complete list of tests and results see the Technical Data Sheet.

## SUPPORT DOCUMENTS

Installation instructions available at [swanstone.com](http://swanstone.com).



## COLORS

(See inside back cover for color sample.)

### Solid Colors:

- White (010)
- Bone (037)
- Bisque (018)
- Bright White (137)
- Pearl (138)

### Aggregate Colors:

- Acorn (123) 🍂
- Almond Galaxy (046)
- Arctic Granite (035)
- Baby's Breath (168)
- Barley (091)
- Bermuda Sand (040)
- Canyon (124) 🍂
- Caraway Seed (169)
- Cloud Bone (126)
- Cloud White (125)
- Cornflower (063)
- Glacier (121) 🍂

- Golden Steppe (128)
- Gray Granite (042)
- Ice (130)
- Indian Grass (071)
- Mountain Haze (129)
- Night Sky (012)
- Pebble (072)
- Prairie (122) 🍂
- Sierra (094)
- Tahiti Desert (050)
- Tahiti Gray (053)
- Tahiti Ivory (059)
- Tahiti Matrix (058)
- Tahiti Sand (051)
- Tahiti Terra (055)
- Tahiti White (011)
- Tundra (131)
- Winter Wheat (060)

## MAINTENANCE AND CLEANING INFORMATION

Clean regularly with common household liquid cleaners and rinse within five minutes of application. Occasional scrubbing with abrasive cleaners ensures that the original luster will be maintained. **Do not** use "leave on" cleaning products, such as automatic spray shower cleaners. Prolonged contact with harsh chemicals could have an adverse reaction over time and discolor surfaces.

**Do not** use cleaning agents that caution use on acrylic, polyester or plastics.





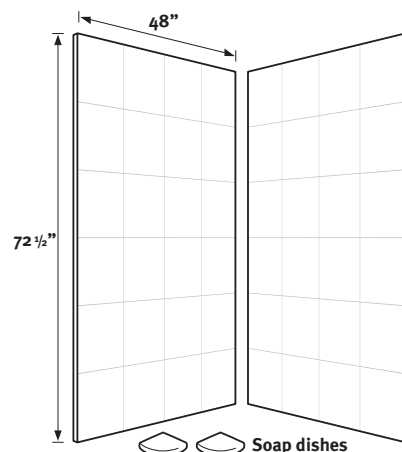
**Manufactured from Swanstone solid surface**  
(See page 2 for detailed information.)

*Recommended for high use traffic areas and commercial surfaces.*

**WARRANTY**  
Limited Lifetime – Residential  
Limited 25-year – Commercial

## FEATURES

- Chamfered-edges on the 12-inch square tile pattern provide the high-end look of travertine.
- No grout to maintain; will not mold or mildew.
- Ideal for remodeling; easier to install than tile—panels glue up over existing surface.
- Coordinates with other Swanstone bath products.
- Heat resistant—walls can handle steamer units.
- Compression molding means superior durability.



**Model SQMK 72-48NEO**

Designed to fit base areas  
48" deep or smaller x 48" wide x 72" high

## SPECIFICATIONS

### SQMK72-48NEO Swanstone Square Tile Shower Wall Kit

Model	Part	Base Area Designed To Fit	Ship Wt. Lb.	Ship FedEx	Carton Dims. In.	Cu. Ft.
SQMK72-48NEO	SQMK7248NEO	48"D* x 48"W x 72-1/2"H (1219 mm x 1219 mm x 1829 mm) (*or smaller)	191	—	54 x 4 x 78	9.6

Kit Includes: Two side panels, two corner soap dishes, installation materials and complete installation instructions.

Packaging: Each kit is packed in an individual carton.

## ACCESSORIES

See pages 59-60 for complete listing of all wall accessories.

## STANDARDS AND RATINGS

American Society of Testing and Materials (ASTM) E-84: Class A Flame Spread Rating

American National Standard Institute—ANSI Z124.6

International Association of Plumbing and Mechanical Officials (IAPMO)—Listed

cUPC listed—Certified to CSA Test Standard B45.5 by IAPMO

Uniform Plumbing Code (UPC)

For a complete list of tests and results see the Technical Data Sheet.

## SUPPORT DOCUMENTS

Installation instructions available at [swanstone.com](http://swanstone.com).



## COLORS

(See inside back cover for color sample.)

### Solid Colors:

- White (010)
- Bone (037)
- Bisque (018)
- Bright White (137)
- Pearl (138)

### Aggregate Colors:

- Acorn (123)
- Almond Galaxy (046)
- Arctic Granite (035)
- Baby's Breath (168)
- Barley (091)
- Bermuda Sand (040)
- Canyon (124)
- Caraway Seed (169)
- Cloud Bone (126)
- Cloud White (125)
- Cornflower (063)
- Glacier (121)

- Golden Steppe (128)
- Gray Granite (042)
- Ice (130)
- Indian Grass (071)
- Mountain Haze (129)
- Night Sky (012)
- Pebble (072)
- Prairie (122)
- Sierra (094)
- Tahiti Desert (050)
- Tahiti Gray (053)
- Tahiti Ivory (059)
- Tahiti Matrix (058)
- Tahiti Sand (051)
- Tahiti Terra (055)
- Tahiti White (011)
- Tundra (131)
- Winter Wheat (060)

## MAINTENANCE AND CLEANING INFORMATION

Clean regularly with common household liquid cleaners and rinse within five minutes of application. Occasional scrubbing with abrasive cleaners ensures that the original luster will be maintained. **Do not** use "leave on" cleaning products, such as automatic spray shower cleaners. Prolonged contact with harsh chemicals could have an adverse reaction over time and discolor surfaces. **Do not** use cleaning agents that caution use on acrylic, polyester or plastics.



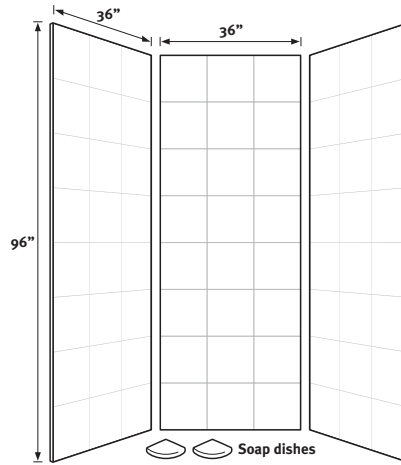
**Manufactured from Swanstone solid surface**  
(See page 2 for detailed information.)

*Recommended for high-use traffic areas and commercial surfaces.*

**WARRANTY**  
Limited Lifetime – Residential  
Limited 25-year – Commercial

## FEATURES

- Chamfered-edges on the 12-inch square tile pattern provide the high-end look of travertine.
- No grout to maintain; will not mold or mildew.
- Ideal for remodeling; easier to install than tile—panels glue up over existing surface.
- Coordinates with other Swanstone bath products.
- Heat resistant—walls can handle steamer units.
- Compression molding means superior durability.



Model SQMK 96-3636

Designed to fit base areas  
36" deep or smaller x 36" wide x 96" high

## SPECIFICATIONS

### SQMK96-3636 Swanstone Square Tile Shower Wall Kit

Model	Part	Base Area Designed To Fit	Ship Wt. Lb.	Ship FedEx	Carton Dims. In.	Cu. Ft.
SQMK96-3636	SQMK963636	36"D* x 36"W x 96"H (914 mm x 914 mm x 2438 mm) (*or smaller)	245	—	42 x 4 x 102	10

Kit Includes: Two side panels, one back panel, two corner soap dishes and installation materials.

Packaging: Each kit is packed in an individual carton.

## ACCESSORIES

See pages 59-60 for complete listing of all wall accessories.

## STANDARDS AND RATINGS

American Society of Testing and Materials (ASTM) E-84: Class A Flame Spread Rating  
American National Standard Institute—ANSI Z124.6

International Association of Plumbing and Mechanical Officials (IAPMO)—Listed  
cUPC listed—Certified to CSA Test Standard B45.5 by IAPMO  
Uniform Plumbing Code (UPC)

For a complete list of tests and results see the Technical Data Sheet.

## SUPPORT DOCUMENTS

Installation instructions available at [swanstone.com](http://swanstone.com).



## COLORS

(See inside back cover for color sample.)

### Solid Colors:

- White (010)
- Bone (037)
- Bisque (018)
- Bright White (137)
- Pearl (138)

### Aggregate Colors:

- Acorn (123)
- Almond Galaxy (046)
- Arctic Granite (035)
- Baby's Breath (168)
- Barley (091)
- Bermuda Sand (040)
- Canyon (124)
- Caraway Seed (169)
- Cloud Bone (126)
- Cloud White (125)
- Cornflower (063)
- Glacier (121)

- Golden Steppe (128)
- Gray Granite (042)
- Ice (130)
- Indian Grass (071)
- Mountain Haze (129)
- Night Sky (012)
- Pebble (072)
- Prairie (122)
- Sierra (094)
- Tahiti Desert (050)
- Tahiti Gray (053)
- Tahiti Ivory (059)
- Tahiti Matrix (058)
- Tahiti Sand (051)
- Tahiti Terra (055)
- Tahiti White (011)
- Tundra (131)
- Winter Wheat (060)

## MAINTENANCE AND CLEANING INFORMATION

Clean regularly with common household liquid cleaners and rinse within five minutes of application. Occasional scrubbing with abrasive cleaners ensures that the original luster will be maintained. **Do not** use "leave on" cleaning products, such as automatic spray shower cleaners. Prolonged contact with harsh chemicals could have an adverse reaction over time and discolor surfaces. **Do not** use cleaning agents that caution use on acrylic, polyester or plastics.



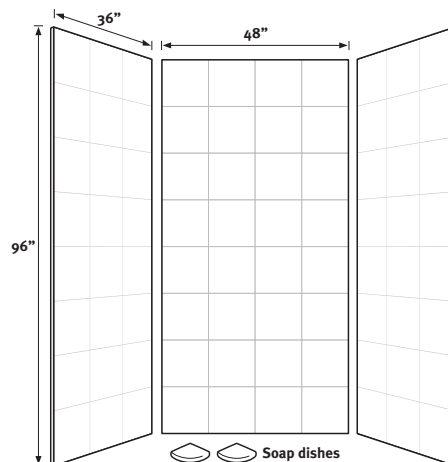
**Manufactured from Swanstone solid surface**  
(See page 2 for detailed information.)

*Recommended for high-use traffic areas and commercial surfaces.*

**WARRANTY**  
Limited Lifetime – Residential  
Limited 25-year – Commercial

## FEATURES

- Chamfered-edges on the 12-inch square tile pattern provide the high-end look of travertine.
- No grout to maintain; will not mold or mildew.
- Ideal for remodeling; easier to install than tile—panels glue up over existing surface.
- Coordinates with other Swanstone bath products.
- Heat resistant—walls can handle steamer units.
- Compression molding means superior durability.



**Model SQMK 96-3648**

Designed to fit base areas  
36" deep or smaller x 48" wide x 96" high

## SPECIFICATIONS

### SQMK96-3648 Swanstone Square Tile Shower Wall Kit

Model	Part	Base Area Designed To Fit	Ship Wt. Lb.	Ship FedEx	Carton Dims. In.	Cu. Ft.
SQMK96-3648	SQMK963648	36"D* x 48"W x 96"H (914 mm x 1219 mm x 2438 mm) (*or smaller)	232	—	54 x 4 x 102	12.75

Kit Includes: Two side panels, one back panel, two corner soap dishes and installation materials.

Packaging: Each kit is packed in an individual carton.

## ACCESSORIES

See pages 59-60 for complete listing of all wall accessories.

## STANDARDS AND RATINGS

American Society of Testing and Materials (ASTM) E-84: Class A Flame Spread Rating

American National Standard Institute—ANSI Z124.6

International Association of Plumbing and Mechanical Officials (IAPMO)—Listed

cUPC listed—Certified to CSA Test Standard B45.5 by IAPMO

Uniform Plumbing Code (UPC)

For a complete list of tests and results see the Technical Data Sheet.

## SUPPORT DOCUMENTS

Installation instructions available at [swanstone.com](http://swanstone.com).



## COLORS

(See inside back cover for color sample.)

### Solid Colors:

- White (010)
- Bone (037)
- Bisque (018)
- Bright White (137)
- Pearl (138)

### Aggregate Colors:

- Acorn (123)
- Almond Galaxy (046)
- Arctic Granite (035)
- Baby's Breath (168)
- Barley (091)
- Bermuda Sand (040)
- Canyon (124)
- Caraway Seed (169)
- Cloud Bone (126)
- Cloud White (125)
- Cornflower (063)
- Glacier (121)

- Golden Steppe (128)
- Gray Granite (042)
- Ice (130)
- Indian Grass (071)
- Mountain Haze (129)
- Night Sky (012)
- Pebble (072)
- Prairie (122)
- Sierra (094)
- Tahiti Desert (050)
- Tahiti Gray (053)
- Tahiti Ivory (059)
- Tahiti Matrix (058)
- Tahiti Sand (051)
- Tahiti Terra (055)
- Tahiti White (011)
- Tundra (131)
- Winter Wheat (060)

## MAINTENANCE AND CLEANING INFORMATION

Clean regularly with common household liquid cleaners and rinse within five minutes of application. Occasional scrubbing with abrasive cleaners ensures that the original luster will be maintained. **Do not** use "leave on" cleaning products, such as automatic spray shower cleaners. Prolonged contact with harsh chemicals could have an adverse reaction over time and discolor surfaces.

**Do not** use cleaning agents that caution use on acrylic, polyester or plastics.



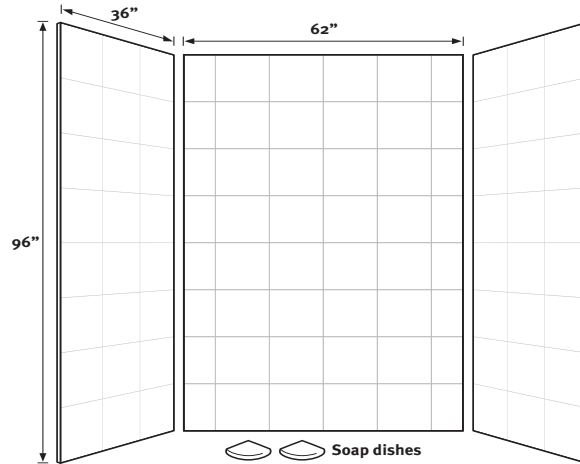
**Manufactured from Swanstone solid surface**  
(See page 2 for detailed information.)

*Recommended for high-use traffic areas and commercial surfaces.*

**WARRANTY**  
Limited Lifetime – Residential  
Limited 25-year – Commercial

## FEATURES

- Chamfered-edges on the 12-inch square tile pattern provide the high-end look of travertine.
- No grout to maintain; will not mold or mildew.
- Ideal for remodeling; easier to install than tile—panels glue up over existing surface.
- Coordinates with other Swanstone bath products.
- Heat resistant—walls can handle steamer units.
- Compression molding means superior durability.



**Model SQMK 96-3662**

Designed to fit base areas  
36" deep or smaller x 62" wide x 96" high

## SPECIFICATIONS

### SQMK96-3662 Swanstone Square Tile Shower Wall Kit

Model	Part	Base Area Designed To Fit	Ship Wt. Lb.	Ship FedEx	Carton Dims. In.	Cu. Ft.
SQMK96-3662	SQMK963662	36"D* x 62"W x 96"H (914 mm x 1575 mm x 2438 mm) (*or smaller)	236	—	68 x 4 x 102	16.06

Kit Includes: Two side panels, one back panel, two corner soap dishes and installation materials.

Packaging: Each kit is packed in an individual carton.

## ACCESSORIES

See pages 59-60 for complete listing of all wall accessories.

## STANDARDS AND RATINGS

American Society of Testing and Materials (ASTM) E-84: Class A Flame Spread Rating

American National Standard Institute—ANSI Z124.6

International Association of Plumbing and Mechanical Officials (IAPMO)—Listed

cUPC listed—Certified to CSA Test Standard B45.5 by IAPMO

Uniform Plumbing Code (UPC)

For a complete list of tests and results see the Technical Data Sheet.

## SUPPORT DOCUMENTS

Installation instructions available at [swanstone.com](http://swanstone.com).



## COLORS

(See inside back cover for color sample.)

### Solid Colors:

- White (010)
- Bone (037)
- Bisque (018)
- Bright White (137)
- Pearl (138)

### Aggregate Colors:

- Acorn (123) 🍂
- Almond Galaxy (046)
- Arctic Granite (035)
- Baby's Breath (168)
- Barley (091)
- Bermuda Sand (040)
- Canyon (124) 🍂
- Caraway Seed (169)
- Cloud Bone (126)
- Cloud White (125)
- Cornflower (063)
- Glacier (121) 🍂

- Golden Steppe (128)
- Gray Granite (042)
- Ice (130)
- Indian Grass (071)
- Mountain Haze (129)
- Night Sky (012)
- Pebble (072)
- Prairie (122) 🍂
- Sierra (094)
- Tahiti Desert (050)
- Tahiti Gray (053)
- Tahiti Ivory (059)
- Tahiti Matrix (058)
- Tahiti Sand (051)
- Tahiti Terra (055)
- Tahiti White (011)
- Tundra (131)
- Winter Wheat (060)

## MAINTENANCE AND CLEANING INFORMATION

Clean regularly with common household liquid cleaners and rinse within five minutes of application. Occasional scrubbing with abrasive cleaners ensures that the original luster will be maintained. **Do not** use "leave on" cleaning products, such as automatic spray shower cleaners. Prolonged contact with harsh chemicals could have an adverse reaction over time and discolor surfaces.

**Do not** use cleaning agents that caution use on acrylic, polyester or plastics.



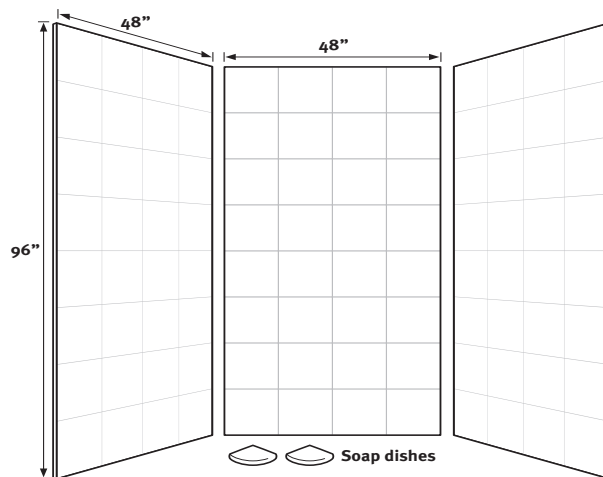
**Manufactured from Swanstone solid surface**  
(See page 2 for detailed information.)

*Recommended for high-use traffic areas and commercial surfaces.*

**WARRANTY**  
Limited Lifetime – Residential  
Limited 25-year – Commercial

## FEATURES

- Chamfered-edges on the 12-inch square tile pattern provide the high-end look of travertine.
- No grout to maintain; will not mold or mildew.
- Ideal for remodeling; easier to install than tile—panels glue up over existing surface.
- Coordinates with other Swanstone bath products.
- Heat resistant—walls can handle steamer units.
- Compression molding means superior durability.



**Model SQMK 96-4848**

Designed to fit base areas  
48" deep or smaller x 48" wide x 96" high

## SPECIFICATIONS

### SQMK96-4848 Swanstone Square Tile Shower Wall Kit

Model	Part	Base Area Designed To Fit	Ship Wt. Lb.	Ship FedEx	Carton Dims. In.	Cu. Ft.
SQMK96-4848	SQMK964848	48"D* x 48"W x 96"H (1219 mm x 1219 mm x 2348 mm) (*or smaller)	304	—	54 x 4 x 102	12.75

Kit Includes: Two side panels, one back panel, two corner soap dishes and installation materials.

Packaging: Each kit is packed in an individual carton.

## ACCESSORIES

See pages 59-60 for complete listing of all wall accessories.

## STANDARDS AND RATINGS

American Society of Testing and Materials (ASTM) E-84: Class A Flame Spread Rating

American National Standard Institute—ANSI Z124.6

International Association of Plumbing and Mechanical Officials (IAPMO)—Listed

cUPC listed—Certified to CSA Test Standard B45.5 by IAPMO

Uniform Plumbing Code (UPC)

For a complete list of tests and results see the Technical Data Sheet.

## SUPPORT DOCUMENTS

Installation instructions available at [swanstone.com](http://swanstone.com).



## COLORS

(See inside back cover for color sample.)

### Solid Colors:

- White (010)
- Bone (037)
- Bisque (018)
- Bright White (137)
- Pearl (138)

### Aggregate Colors:

- Acorn (123)
- Almond Galaxy (046)
- Arctic Granite (035)
- Baby's Breath (168)
- Barley (091)
- Bermuda Sand (040)
- Canyon (124)
- Caraway Seed (169)
- Cloud Bone (126)
- Cloud White (125)
- Cornflower (063)
- Glacier (121)

- Golden Steppe (128)
- Gray Granite (042)
- Ice (130)
- Indian Grass (071)
- Mountain Haze (129)
- Night Sky (012)
- Pebble (072)
- Prairie (122)
- Sierra (094)
- Tahiti Desert (050)
- Tahiti Gray (053)
- Tahiti Ivory (059)
- Tahiti Matrix (058)
- Tahiti Sand (051)
- Tahiti Terra (055)
- Tahiti White (011)
- Tundra (131)
- Winter Wheat (060)

## MAINTENANCE AND CLEANING INFORMATION

Clean regularly with common household liquid cleaners and rinse within five minutes of application. Occasional scrubbing with abrasive cleaners ensures that the original luster will be maintained. **Do not** use "leave on" cleaning products, such as automatic spray shower cleaners. Prolonged contact with harsh chemicals could have an adverse reaction over time and discolor surfaces. **Do not** use cleaning agents that caution use on acrylic, polyester or plastics.





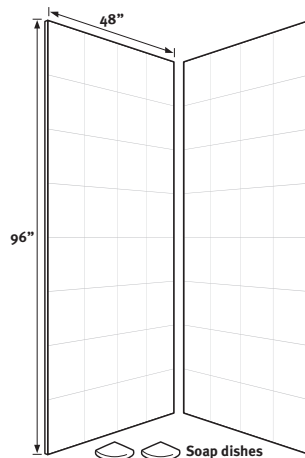
**Manufactured from Swanstone solid surface**  
(See page 2 for detailed information.)

*Recommended for high-use traffic areas and commercial surfaces.*

**WARRANTY**  
Limited Lifetime – Residential  
Limited 25-year – Commercial

## FEATURES

- Chamfered-edges on the 12-inch square tile pattern provide the high-end look of travertine.
- No grout to maintain; will not mold or mildew.
- Ideal for remodeling; easier to install than tile—panels glue up over existing surface.
- Coordinates with other Swanstone bath products.
- Heat resistant—walls can handle steamer units.
- Compression molding means superior durability.



**Model SQMK 96-48NEO**

Designed to fit base areas  
48" deep or smaller x 48" wide x 96" high

## SPECIFICATIONS

### SQMK96-48NEO Swanstone Square Tile Shower Wall Kit

Model	Part	Base Area Designed To Fit	Ship Wt. Lb.	Ship FedEx	Carton Dims. In.	Cu. Ft.
SQMK96-48NEO	SQMK9648NEO	48"D* x 48"W x 96"H (1219 mm x 1219 mm x 2438 mm) (*or smaller)	214	—	54 x 4 x 102	12.75

Kit Includes: Two side panels, two corner soap dishes and installation materials.

Packaging: Each kit is packed in an individual carton.

## ACCESSORIES

See pages 59-60 for complete listing of all wall accessories.

## STANDARDS AND RATINGS

American Society of Testing and Materials (ASTM) E-84: Class A Flame Spread Rating

American National Standard Institute—ANSI Z124.6

International Association of Plumbing and Mechanical Officials (IAPMO)—Listed

cUPC listed—Certified to CSA Test Standard B45.5 by IAPMO

Uniform Plumbing Code (UPC)

For a complete list of tests and results see the Technical Data Sheet.

## SUPPORT DOCUMENTS

Installation instructions available at [swanstone.com](http://swanstone.com).



## COLORS

(See inside back cover for color sample.)

### Solid Colors:

- White (010)
- Bone (037)
- Bisque (018)
- Bright White (137)
- Pearl (138)

### Aggregate Colors:

- Acorn (123) 🍂
- Almond Galaxy (046)
- Arctic Granite (035)
- Baby's Breath (168)
- Barley (091)
- Bermuda Sand (040)
- Canyon (124) 🍂
- Caraway Seed (169)
- Cloud Bone (126)
- Cloud White (125)
- Cornflower (063)
- Glacier (121) 🍂

- Golden Steppe (128)
- Gray Granite (042)
- Ice (130)
- Indian Grass (071)
- Mountain Haze (129)
- Night Sky (012)
- Pebble (072)
- Prairie (122) 🍂
- Sierra (094)
- Tahiti Desert (050)
- Tahiti Gray (053)
- Tahiti Ivory (059)
- Tahiti Matrix (058)
- Tahiti Sand (051)
- Tahiti Terra (055)
- Tahiti White (011)
- Tundra (131)
- Winter Wheat (060)

## MAINTENANCE AND CLEANING INFORMATION

Clean regularly with common household liquid cleaners and rinse within five minutes of application. Occasional scrubbing with abrasive cleaners ensures that the original luster will be maintained. **Do not** use "leave on" cleaning products, such as automatic spray shower cleaners. Prolonged contact with harsh chemicals could have an adverse reaction over time and discolor surfaces.

**Do not** use cleaning agents that caution use on acrylic, polyester or plastics.

**Manufactured from Swanstone solid surface**

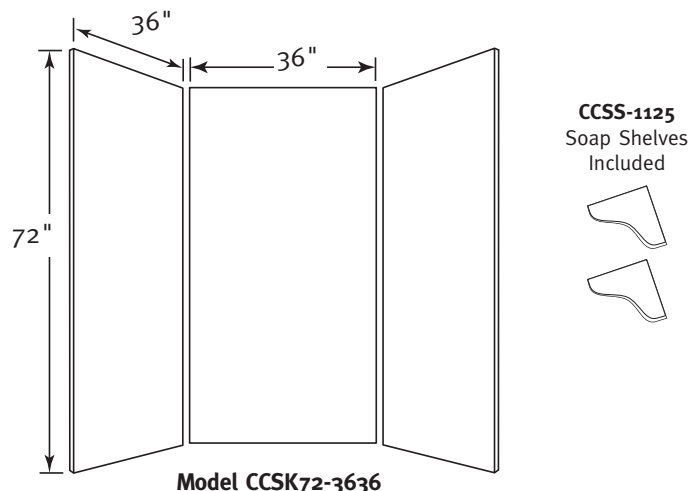
(See page 2 for detailed information.)

*Recommended for high-use traffic areas and commercial surfaces.*

WARRANTY  
Limited Lifetime – Residential  
Limited 25-year – Commercial

**FEATURES**

- No grout to maintain; will not mold or mildew.
- Ideal for remodeling; easier to install than tile—panels glue up over existing surface.
- Coordinates with other Swanstone bath products.
- Heat resistant—walls can handle steamer units.
- Compression molding means superior durability.

**Model CCSK72-3636**

Designed to fit base areas  
36" deep or smaller x 36" wide x 72" high

**SPECIFICATIONS****CCSK72-3636 Crystal Color Shower Wall Kit**

Model	Part	Base Area Designed To Fit	Ship Wt. Lb.	Ship FedEx	Carton Dims. In.	Cu. Ft.
CCSK72-3636	CCSK723636	36"D* x 36"W x 72"H (914 mm x 914 mm x 1829 mm) (*or smaller)	136	—	78 x 42 x 4	7.58

Kit Includes: Two side panels, on back panel two corner soap dishes and installation materials.

Packaging: Each kit is packed in an individual carton.

**COLORS**

(See inside back cover for color sample.)

- Caramel Glass (133)
- Crystal White (105)
- Crystal Black (107)
- Gray Glass (134)
- Crystal Cream (106)
- Ivory Glass (132)

**ACCESSORIES**

See pages 59-60 for complete listing of all wall accessories.

**STANDARDS AND RATINGS**

American Society of Testing and Materials (ASTM) E-84: Class A Flame Spread Rating

American National Standard Institute—ANSI Z124.6

International Association of Plumbing and Mechanical Officials (IAPMO)—Listed

cUPC listed—Certified to CSA Test Standard B45.5 by IAPMO

Uniform Plumbing Code (UPC)

For a complete list of tests and results see the Technical Data Sheet.

**SUPPORT DOCUMENTS**

Installation instructions available at [swanstone.com](http://swanstone.com).

**MAINTENANCE AND  
CLEANING INFORMATION**

Clean regularly with common household liquid cleaners and rinse within five minutes of application. Occasional scrubbing with abrasive cleaners ensures that the original luster will be maintained. **Do not** use “leave on” cleaning products, such as automatic spray shower cleaners. Prolonged contact with harsh chemicals could have an adverse reaction over time and discolor surfaces. **Do not** use cleaning agents that caution use on acrylic, polyester or plastics.



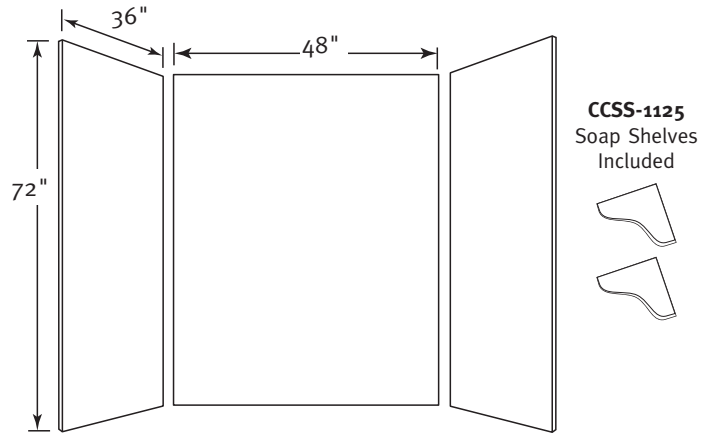
**Manufactured from Swanstone solid surface**  
(See page 2 for detailed information.)

*Recommended for high-use traffic areas and commercial surfaces.*

**WARRANTY**  
Limited Lifetime – Residential  
Limited 25-year – Commercial

## FEATURES

- No grout to maintain; will not mold or mildew.
- Ideal for remodeling; easier to install than tile—panels glue up over existing surface.
- Coordinates with other Swanstone bath products.
- Heat resistant—walls can handle steamer units.
- Compression molding means superior durability.



**Model CCSK72-3648**

Designed to fit base areas  
36" deep or smaller x 48" wide x 72" high

## SPECIFICATIONS

### CCSK72-3648 Crystal Color Shower Wall Kit

Model	Part	Base Area Designed To Fit	Ship Wt. Lb.	Ship FedEx	Carton Dims. In.	Cu. Ft.
CCSK72-3648	CCSK723648	36"D* x 48"W x 72"H (914 mm x 1219 mm x 1829 mm) (*or smaller)	175	—	78 x 54 x 4	9.75

Kit Includes: Two side panels, one back panel, two corner soap dishes and installation materials.

Packaging: Each kit is packed in an individual carton.

## COLORS

(See inside back cover for color sample.)

- Caramel Glass (133)
- Crystal White (105)
- Crystal Black (107)
- Gray Glass (134)
- Crystal Cream (106)
- Ivory Glass (132)

## ACCESSORIES

See pages 59-60 for complete listing of all wall accessories.

## STANDARDS AND RATINGS

American Society of Testing and Materials (ASTM) E-84: Class A Flame Spread Rating  
American National Standard Institute—ANSI Z124.6

International Association of Plumbing and Mechanical Officials (IAPMO)—Listed  
cUPC listed—Certified to CSA Test Standard B45.5 by IAPMO  
Uniform Plumbing Code (UPC)

For a complete list of tests and results see the Technical Data Sheet.

## SUPPORT DOCUMENTS

Installation instructions available at [swanstone.com](http://swanstone.com).



## MAINTENANCE AND CLEANING INFORMATION

Clean regularly with common household liquid cleaners and rinse within five minutes of application. Occasional scrubbing with abrasive cleaners ensures that the original luster will be maintained. **Do not** use "leave on" cleaning products, such as automatic spray shower cleaners. Prolonged contact with harsh chemicals could have an adverse reaction over time and discolor surfaces. **Do not** use cleaning agents that caution use on acrylic, polyester or plastics.

**Manufactured from Swanstone solid surface**

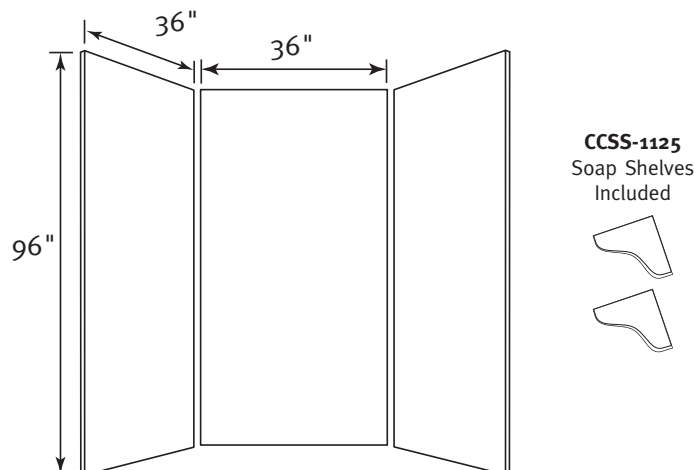
(See page 2 for detailed information.)

*Recommended for high-use traffic areas and commercial surfaces.*

WARRANTY  
Limited Lifetime – Residential  
Limited 25-year – Commercial

**FEATURES**

- No grout to maintain; will not mold or mildew.
- Ideal for remodeling; easier to install than tile—panels glue up over existing surface.
- Coordinates with other Swanstone bath products.
- Heat resistant—walls can handle steamer units.
- Compression molding means superior durability.

**Model CCSK96-3636**

Designed to fit base areas  
36" deep or smaller x 36" wide x 96" high

**SPECIFICATIONS****CCSK96-3636 Crystal Color Shower Wall Kit**

Model	Part	Base Area Designed To Fit	Ship Wt. Lb.	Ship FedEx	Carton Dims. In.	Cu. Ft.
CCSK96-3636	CCSK963636	36"D* x 36"W x 96"H (914 mm x 914 mm x 2438 mm) (*or smaller)	178	—	102 x 42 x 4	9.92

Kit Includes: Two side panels, one back panel, two corner soap dishes and installation materials.

Packaging: Each kit is packed in an individual carton.

**COLORS**

(See inside back cover for color sample.)

- Caramel Glass (133)
- Crystal White (105)
- Crystal Black (107)
- Gray Glass (134)
- Crystal Cream (106)
- Ivory Glass (132)

**ACCESSORIES**

See pages 59-60 for complete listing of all wall accessories.

**STANDARDS AND RATINGS**

American Society of Testing and Materials (ASTM) E-84: Class A Flame Spread Rating

American National Standard Institute—ANSI Z124.6

International Association of Plumbing and Mechanical Officials (IAPMO)—Listed

cUPC listed—Certified to CSA Test Standard B45.5 by IAPMO

Uniform Plumbing Code (UPC)

For a complete list of tests and results see the Technical Data Sheet.

**SUPPORT DOCUMENTS**

Installation instructions available at [swanstone.com](http://swanstone.com).

**MAINTENANCE AND  
CLEANING INFORMATION**

Clean regularly with common household liquid cleaners and rinse within five minutes of application. Occasional scrubbing with abrasive cleaners ensures that the original luster will be maintained. **Do not** use “leave on” cleaning products, such as automatic spray shower cleaners. Prolonged contact with harsh chemicals could have an adverse reaction over time and discolor surfaces.

**Do not** use cleaning agents that caution use on acrylic, polyester or plastics.



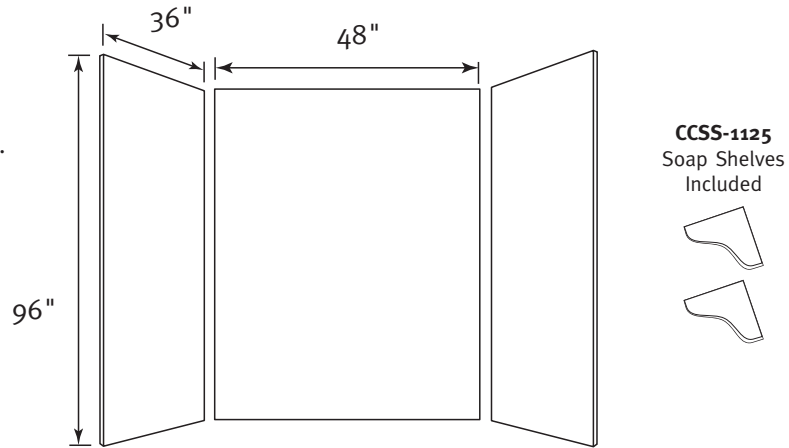
**Manufactured from Swanstone solid surface**  
(See page 2 for detailed information.)

*Recommended for high-use traffic areas and commercial surfaces.*

**WARRANTY**  
Limited Lifetime – Residential  
Limited 25-year – Commercial

## FEATURES

- No grout to maintain; will not mold or mildew.
- Ideal for remodeling; easier to install than tile—panels glue up over existing surface.
- Coordinates with other Swanstone bath products.
- Heat resistant—walls can handle steamer units.
- Compression molding means superior durability.



**Model CCSK96-3648**

Designed to fit base areas  
36" deep or smaller x 48" wide x 96" high

## SPECIFICATIONS

### CCSK96-3648 Crystal Color Shower Wall Kit

Model	Part	Base Area Designed To Fit	Ship Wt. Lb.	Ship FedEx	Carton Dims. In.	Cu. Ft.
CCSK96-3648	CCSK963648	36"D* x 48"W x 96"H (914 mm x 1219 mm mmx 2438 mm) (*or smaller)	232	—	102 x 54 x 4	12.75

Kit Includes: Two side panels, one back panel, two corner soap dishes and installation materials.

Packaging: Each kit is packed in an individual carton.

## COLORS

(See inside back cover for color sample.)

- Caramel Glass (133)
- Crystal White (105)
- Crystal Black (107)
- Gray Glass (134)
- Crystal Cream (106)
- Ivory Glass (132)

## ACCESSORIES

See pages 59-60 for complete listing of all wall accessories.

## STANDARDS AND RATINGS

American Society of Testing and Materials (ASTM) E-84: Class A Flame Spread Rating

American National Standard Institute—ANSI Z124.6

International Association of Plumbing and Mechanical Officials (IAPMO)—Listed

cUPC listed—Certified to CSA Test Standard B45.5 by IAPMO

Uniform Plumbing Code (UPC)

For a complete list of tests and results see the Technical Data Sheet.

## SUPPORT DOCUMENTS

Installation instructions available at [swanstone.com](http://swanstone.com).



## MAINTENANCE AND CLEANING INFORMATION

Clean regularly with common household liquid cleaners and rinse within five minutes of application. Occasional scrubbing with abrasive cleaners ensures that the original luster will be maintained. **Do not** use “leave on” cleaning products, such as automatic spray shower cleaners. Prolonged contact with harsh chemicals could have an adverse reaction over time and discolor surfaces. **Do not** use cleaning agents that caution use on acrylic, polyester or plastics.





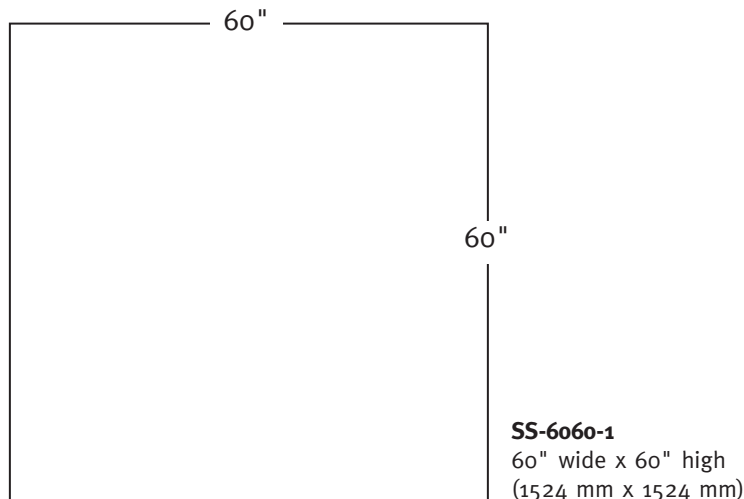
**Manufactured from Swanstone solid surface**  
(See page 2 for detailed information.)

*Recommended for high-use traffic areas and commercial surfaces.*

WARRANTY  
Limited Lifetime – Residential  
Limited 25-year – Commercial

## FEATURES

- Reinforced solid surface means color and texture run all the way through and cannot wear away.
- Will not mold or mildew, no grout to clean.
- Ideal for remodeling, panels glue up over existing surface.
- Coordinates with other Swanstone bath products.
- Can be easily trimmed to fit any shower application.
- Heat resistant—walls can handle steamer units.
- Compression molding means superior durability.



## SPECIFICATIONS

### SS-6060-1 Single Panel Bath Wall

Model	Part	Nominal Dimensions	Ship Wt. Lb.	Ship FedEx	Carton Dims. In.	Cu. Ft.
SS-6060-1	SS0606001	60" W x 60" H (1524 mm x 1524 mm)	106	—	66 x 66 x 4	7.79

Kit Includes: One flat wall panel and installation instructions. It may be necessary to combine cartons to accommodate desired installation area. No installation materials provided. Order two **SS-72** installation kits per panel.  
Packaging: Each kit is packed in an individual carton.

## ACCESSORIES

See pages 59-60 for complete listing of all wall accessories.

## STANDARDS AND RATINGS

American Society of Testing and Materials (ASTM) E-84: Class A Flame Spread Rating  
American National Standard Institute—ANSI Z124.6

International Association of Plumbing and Mechanical Officials (IAPMO)—Listed  
cUPC listed—Certified to CSA Test Standard B45.5 by IAPMO  
Uniform Plumbing Code (UPC)

For a complete list of tests and results see the Technical Data Sheet.

## SUPPORT DOCUMENTS

Installation instructions available at [swanstone.com](http://swanstone.com).



## COLORS

(See inside back cover for color sample.)

### Solid Colors:

- White (010)
- Bone (037)
- Bisque (018)
- Bright White (137)
- Pearl (138)

### Aggregate Colors:

- Acorn (123)
- Almond Galaxy (046)
- Arctic Granite (035)
- Baby's Breath (168)
- Barley (091)
- Bermuda Sand (040)
- Canyon (124)
- Caraway Seed (169)
- Cloud Bone (126)
- Cloud White (125)
- Cornflower (063)
- Glacier (121)

- Golden Steppe (128)
- Gray Granite (042)
- Ice (130)
- Indian Grass (071)
- Mountain Haze (129)
- Night Sky (012)
- Pebble (072)
- Prairie (122)
- Sierra (094)
- Tahiti Desert (050)
- Tahiti Gray (053)
- Tahiti Ivory (059)
- Tahiti Matrix (058)
- Tahiti Sand (051)
- Tahiti Terra (055)
- Tahiti White (011)
- Tundra (131)
- Winter Wheat (060)

## MAINTENANCE AND CLEANING INFORMATION

Clean regularly with common household liquid cleaners and rinse within five minutes of application. Occasional scrubbing with abrasive cleaners ensures that the original luster will be maintained. **Do not** use "leave on" cleaning products, such as automatic spray shower cleaners. Prolonged contact with harsh chemicals could have an adverse reaction over time and discolor surfaces. **Do not** use cleaning agents that caution use on acrylic, polyester or plastics.




**Manufactured from Swanstone solid surface**  
(See page 2 for detailed information.)

*Recommended for high-use traffic areas and commercial surfaces.*

WARRANTY  
Limited Lifetime – Residential  
Limited 25-year – Commercial

## FEATURES

- Reinforced solid surface means color and texture run all the way through and cannot wear away.
- Will not mold or mildew, no grout to clean.
- Ideal for remodeling, panels glue up over existing surface.
- Coordinates with other Swanstone bath products.
- Can be easily trimmed to fit any shower application.
- Widest range of sizes to fit most any project.
- Heat resistant—walls can handle steamer units.
- Compression molding means superior durability.



### Single Panel Shower Walls

36" wide x 72" high (914 mm x 1829 mm)  
60" wide x 72" high (1524 mm x 1829 mm)  
36" wide x 96" high (914 mm x 2438 mm)  
48" wide x 96" high (1219 mm x 2438 mm)  
62" wide x 96" high (1574 mm x 2438 mm)

## SPECIFICATIONS

### Single Panel Shower Walls

Model	Part	Nominal Dimensions	Ship Wt. Lb.	Ship FedEx	Carton Dims. In.	Cu. Ft.
SS-3672-1	SS0367201	36" W x 72" H	53	—	74 x 45 x 4	7.71
SS-6072-1	SS0607201	60" W x 72" H	117	—	78 x 66 x 4	9.29
SS-3696-1	SS0369601	36" W x 96" H	84	—	98 x 38 x 4	8.62
SS-4896-1	SS0489601	48" W x 96" H	96	—	98 x 56 x 4	12.75
SS-6296-1	SS0629601	62" W x 96" H	108	—	102 x 68 x 4	16.06

Kit Includes: One flat wall panel and installation instructions. It may be necessary to combine cartons to accommodate desired installation area. No installation materials provided. Order one **SS-72** installation kit per panel, except for 48" panel, which needs two kits per panel.

Packaging: Each kit is packed in an individual carton.

## ACCESSORIES

See pages 59-60 for complete listing of all wall accessories.

## STANDARDS AND RATINGS

American Society of Testing and Materials (ASTM) E-84: Class A Flame Spread Rating

American National Standard Institute—ANSI Z124.6

International Association of Plumbing and Mechanical Officials (IAPMO)—Listed

cUPC listed—Certified to CSA Test Standard B45.5 by IAPMO

Uniform Plumbing Code (UPC)

For a complete list of tests and results see the Technical Data Sheet.

## SUPPORT DOCUMENTS

Installation instructions available at [swanstone.com](http://swanstone.com).



## COLORS

(See inside back cover for color sample.)

### Solid Colors:

- White (010)
- Bone (037)
- Bisque (018)
- Bright White (137)
- Pearl (138)

### Aggregate Colors:

- Acorn (123) 🍂
- Almond Galaxy (046)
- Arctic Granite (035)
- Baby's Breath (168)
- Barley (091)
- Bermuda Sand (040)
- Canyon (124) 🍂
- Caraway Seed (169)
- Cloud Bone (126)
- Cloud White (125)
- Cornflower (063)
- Glacier (121) 🍂

- Golden Steppe (128)
- Gray Granite (042)
- Ice (130)
- Indian Grass (071)
- Mountain Haze (129)
- Night Sky (012)
- Pebble (072)
- Prairie (122) 🍂
- Sierra (094)
- Tahiti Desert (050)
- Tahiti Gray (053)
- Tahiti Ivory (059)
- Tahiti Matrix (058)
- Tahiti Sand (051)
- Tahiti Terra (055)
- Tahiti White (011)
- Tundra (131)
- Winter Wheat (060)

## MAINTENANCE AND CLEANING INFORMATION

Clean regularly with common household liquid cleaners and rinse within five minutes of application. Occasional scrubbing with abrasive cleaners ensures that the original luster will be maintained. **Do not** use "leave on" cleaning products, such as automatic spray shower cleaners. Prolonged contact with harsh chemicals could have an adverse reaction over time and discolor surfaces.

**Do not** use cleaning agents that caution use on acrylic, polyester or plastics.




**Manufactured from Swanstone solid surface**  
(See page 2 for detailed information.)

*Recommended for high-use traffic areas and commercial surfaces.*

WARRANTY  
Limited Lifetime – Residential  
Limited 25-year – Commercial

## FEATURES

- Reinforced solid surface means color and texture run all the way through and cannot wear away.
- Will not mold or mildew, no grout to clean.
- Ideal for remodeling, panels glue up over existing surface.
- Coordinates with other Swanstone bath products.
- Can be easily trimmed to fit any shower application.
- Widest range of sizes to fit most any project.
- Heat resistant—walls can handle steamer units.
- Compression molding means superior durability.



### Double Panel Shower Walls

36" wide x 72" high (914 mm x 1829 mm)  
36" wide x 96" high (914 mm x 2438 mm)  
48" wide x 96" high (1219 mm x 2438 mm)

## SPECIFICATIONS

### Double Panel Shower Walls

Model	Part	Nominal Dimensions	Ship Wt. Lb.	Ship FedEx	Carton Dims. In.	Cu. Ft.
SS-3672-2	SS0367202	36" W x 72" H	91	—	74 x 45 x 4	7.71
SS-3696-2	SS0369602	36" W x 96" H	131	—	102 x 45 x 4	10.21
SS-4896-2	SS0489602	48" W x 96" H	193	—	102 x 56 x 4	12.70

Kit Includes: Two flat wall panels and installation instructions. It may be necessary to combine cartons to accommodate desired installation area. No installation materials provided. Order one **SS-72** installation kit per panel, except for 48" panel, which needs two kits per panel.

Packaging: Each kit is packed in an individual carton.

## ACCESSORIES

See pages 59-60 for complete listing of all wall accessories.

## STANDARDS AND RATINGS

American Society of Testing and Materials (ASTM) E-84: Class A Flame Spread Rating  
American National Standard Institute—ANSI Z124.6

International Association of Plumbing and Mechanical Officials (IAPMO)—Listed  
cUPC listed—Certified to CSA Test Standard B45.5 by IAPMO  
Uniform Plumbing Code (UPC)

For a complete list of tests and results see the Technical Data Sheet.

## SUPPORT DOCUMENTS

Installation instructions available at [swanstone.com](http://swanstone.com).



## COLORS

(See inside back cover for color sample.)

### Solid Colors:

- White (010)
- Bone (037)
- Bisque (018)
- Bright White (137)
- Pearl (138)

### Aggregate Colors:

- Acorn (123)
- Almond Galaxy (046)
- Arctic Granite (035)
- Baby's Breath (168)
- Barley (091)
- Bermuda Sand (040)
- Canyon (124)
- Caraway Seed (169)
- Cloud Bone (126)
- Cloud White (125)
- Cornflower (063)
- Glacier (121)

- Golden Steppe (128)
- Gray Granite (042)
- Ice (130)
- Indian Grass (071)
- Mountain Haze (129)
- Night Sky (012)
- Pebble (072)
- Prairie (122)
- Sierra (094)
- Tahiti Desert (050)
- Tahiti Gray (053)
- Tahiti Ivory (059)
- Tahiti Matrix (058)
- Tahiti Sand (051)
- Tahiti Terra (055)
- Tahiti White (011)
- Tundra (131)
- Winter Wheat (060)

## MAINTENANCE AND CLEANING INFORMATION

Clean regularly with common household liquid cleaners and rinse within five minutes of application. Occasional scrubbing with abrasive cleaners ensures that the original luster will be maintained. **Do not** use "leave on" cleaning products, such as automatic spray shower cleaners. Prolonged contact with harsh chemicals could have an adverse reaction over time and discolor surfaces. **Do not** use cleaning agents that caution use on acrylic, polyester or plastics.




Manufactured from Swanstone solid surface  
(See page 2 for detailed information.)

Recommended for high-use traffic areas and commercial surfaces.

WARRANTY  
Limited Lifetime – Residential  
Limited 25-year – Commercial

## FEATURES

- Reinforced solid surface means color and texture run all the way through and cannot wear away.
- Will not mold or mildew, no grout to clean.
- Ideal for remodeling, panels glue up over existing surface.
- Coordinates with other Swanstone bath products.
- Can be easily trimmed to fit any shower application.
- Widest range of sizes to fit most any project.
- Heat resistant—walls can handle steamer units.
- Compression molding means superior durability.



**SS-3672-3**  
36" wide x 72" high  
(914 mm x 1829 mm)

## SPECIFICATIONS

### SS-3672-3 Triple Panel Shower Walls

Model	Part	Nominal Dimensions	Ship Wt. Lb.	Ship FedEx	Carton Dims. In.	Cu. Ft.
SS-3672-3	SS0367203	36" W x 72" H	132	—	74 x 45 x 4	7.71

Kit Includes: Three flat wall panels and installation instructions. It may be necessary to combine cartons to accommodate desired installation area. No installation materials provided. Order one **SS-72** installation kit per panel.

Packaging: Each kit is packed in an individual carton.

## ACCESSORIES

See pages 59-60 for complete listing of all wall accessories.

## STANDARDS AND RATINGS

American Society of Testing and Materials (ASTM) E-84: Class A Flame Spread Rating

American National Standard Institute—ANSI Z124.6

International Association of Plumbing and Mechanical Officials (IAPMO)—Listed

cUPC listed—Certified to CSA Test Standard B45.5 by IAPMO

Uniform Plumbing Code (UPC)

For a complete list of tests and results see the Technical Data Sheet.

## SUPPORT DOCUMENTS

Installation instructions available at [swanstone.com](http://swanstone.com).



## COLORS

(See inside back cover for color sample.)

### Solid Colors:

- White (010)
- Bone (037)
- Bisque (018)
- Bright White (137)
- Pearl (138)

### Aggregate Colors:

- Acorn (123)
- Almond Galaxy (046)
- Arctic Granite (035)
- Baby's Breath (168)
- Barley (091)
- Bermuda Sand (040)
- Canyon (124)
- Caraway Seed (169)
- Cloud Bone (126)
- Cloud White (125)
- Cornflower (063)
- Glacier (121)

- Golden Steppe (128)
- Gray Granite (042)
- Ice (130)
- Indian Grass (071)
- Mountain Haze (129)
- Night Sky (012)
- Pebble (072)
- Prairie (122)
- Sierra (094)
- Tahiti Desert (050)
- Tahiti Gray (053)
- Tahiti Ivory (059)
- Tahiti Matrix (058)
- Tahiti Sand (051)
- Tahiti Terra (055)
- Tahiti White (011)
- Tundra (131)
- Winter Wheat (060)

## MAINTENANCE AND CLEANING INFORMATION

Clean regularly with common household liquid cleaners and rinse within five minutes of application. Occasional scrubbing with abrasive cleaners ensures that the original luster will be maintained. **Do not** use "leave on" cleaning products, such as automatic spray shower cleaners. Prolonged contact with harsh chemicals could have an adverse reaction over time and discolor surfaces.

**Do not** use cleaning agents that caution use on acrylic, polyester or plastics.




**Manufactured from Swanstone solid surface**  
(See page 2 for detailed information.)

*Recommended for high-use traffic areas and commercial surfaces.*

WARRANTY  
Limited Lifetime – Residential  
Limited 25-year – Commercial

## FEATURES

- Classic look of 3 x 6-inch subway tile provides timeless elegance for your bath.
- No grout to maintain; will not mold or mildew.
- Ideal for remodeling, panels glue up over existing surface.
- Coordinates with other Swanstone bath products.
- Can be easily trimmed to fit any shower application.
- Widest range of sizes to fit most any project.
- Heat resistant—walls can handle steamer units.
- Compression molding means superior durability.



### Single Panel Shower Walls

36" wide x 96" high (914 mm x 2438 mm)

62" wide x 96" high (1575 mm x 2438 mm)

## SPECIFICATIONS

### 12" Subway Tile Single Panel Shower Walls

Model	Part	Nominal Dimensions	Ship Wt. Lb.	Ship FedEx	Carton Dims. In.	Cu. Ft.
SSST-3696-1	SSST369601	36" W x 96" H	96	—	42 x 4 x 102	10
SSST-6296-1	SSST629601	62" W x 96" H	108	—	68 x 4 x 102	16.06

Kit Includes: One flat wall panel and installation instructions. It may be necessary to combine cartons to accommodate desired installation area. No installation materials provided. Order one **SS-72** installation kit per **SSST-3696** panel; the **SSST-6296** requires two installation kits per panel.

Packaging: Each kit is packed in an individual carton.

## ACCESSORIES

See pages 59-60 for complete listing of all wall accessories.

## STANDARDS AND RATINGS

American Society of Testing and Materials (ASTM) E-84: Class A Flame Spread Rating

American National Standard Institute—ANSI Z124.6

International Association of Plumbing and Mechanical Officials (IAPMO)—Listed

cUPC listed—Certified to CSA Test Standard B45.5 by IAPMO

Uniform Plumbing Code (UPC)

For a complete list of tests and results see the Technical Data Sheet.

## SUPPORT DOCUMENTS

Installation instructions available at [swanstone.com](http://swanstone.com).



## COLORS

(See inside back cover for color sample.)

### Solid Colors:

- White (010)
- Bone (037)
- Bisque (018)
- Bright White (137)
- Pearl (138)

### Aggregate Colors:

- Acorn (123)
- Almond Galaxy (046)
- Arctic Granite (035)
- Baby's Breath (168)
- Barley (091)
- Bermuda Sand (040)
- Canyon (124)
- Caraway Seed (169)
- Cloud Bone (126)
- Cloud White (125)
- Cornflower (063)
- Glacier (121)

- Golden Steppe (128)
- Gray Granite (042)
- Ice (130)
- Indian Grass (071)
- Mountain Haze (129)
- Night Sky (012)
- Pebble (072)
- Prairie (122)
- Sierra (094)
- Tahiti Desert (050)
- Tahiti Gray (053)
- Tahiti Ivory (059)
- Tahiti Matrix (058)
- Tahiti Sand (051)
- Tahiti Terra (055)
- Tahiti White (011)
- Tundra (131)
- Winter Wheat (060)

## MAINTENANCE AND CLEANING INFORMATION

Clean regularly with common household liquid cleaners and rinse within five minutes of application. Occasional scrubbing with abrasive cleaners ensures that the original luster will be maintained. **Do not** use "leave on" cleaning products, such as automatic spray shower cleaners. Prolonged contact with harsh chemicals could have an adverse reaction over time and discolor surfaces.

**Do not** use cleaning agents that caution use on acrylic, polyester or plastics.






**Manufactured from Swanstone solid surface**  
(See page 2 for detailed information.)

*Recommended for high-use traffic areas and commercial surfaces..*

**WARRANTY**  
Limited Lifetime – Residential  
Limited 25-year – Commercial

## FEATURES

- Chamfered-edges on the 12-inch square tile pattern provide the high-end look of travertine.
- No grout to maintain; will not mold or mildew.
- Ideal for remodeling, panels glue up over existing surface.
- Coordinates with other Swanstone bath products.
- Can be easily trimmed to fit any shower application.
- Widest range of sizes to fit most any project.
- Heat resistant—walls can handle steamer units.
- Compression molding means superior durability.



### Single Panel Shower Walls

36" wide x 96" high (914 mm x 2438 mm)

62" wide x 96" high (1575 mm x 2438 mm)

## SPECIFICATIONS

### 12" Square Tile Single Panel Shower Walls

Model	Part	Nominal Dimensions	Ship Wt. Lb.	Ship FedEx	Carton Dims. In.	Cu. Ft.
SSSQ-3696-1	SSSQ369601	36" W x 96" H	96	—	42 x 4 x 102	10
SSSQ-6296-1	SSSQ629601	62" W x 96" H	108	—	68 x 4 x 102	16.06

Kit Includes: One flat wall panel and installation instructions. It may be necessary to combine cartons to accommodate desired installation area. No installation materials provided. Order one **SS-72** installation kit per **SSSQ-3696** panel; the **SSSQ-6296** requires two installation kits per panel.

Packaging: Each kit is packed in an individual carton.

## ACCESSORIES

See pages 59-60 for complete listing of all wall accessories.

## STANDARDS AND RATINGS

American Society of Testing and Materials (ASTM) E-84: Class A Flame Spread Rating

American National Standard Institute—ANSI Z124.6

International Association of Plumbing and Mechanical Officials (IAPMO)—Listed

cUPC listed—Certified to CSA Test Standard B45.5 by IAPMO

Uniform Plumbing Code (UPC)

For a complete list of tests and results see the Technical Data Sheet.

## SUPPORT DOCUMENTS

Installation instructions available at [swanstone.com](http://swanstone.com).



## COLORS

(See inside back cover for color sample.)

### Solid Colors:

- White (010)
- Bone (037)
- Bisque (018)
- Bright White (137)
- Pearl (138)

### Aggregate Colors:

- Acorn (123)
- Almond Galaxy (046)
- Arctic Granite (035)
- Baby's Breath (168)
- Barley (091)
- Bermuda Sand (040)
- Canyon (124)
- Caraway Seed (169)
- Cloud Bone (126)
- Cloud White (125)
- Cornflower (063)
- Glacier (121)

- Golden Steppe (128)
- Gray Granite (042)
- Ice (130)
- Indian Grass (071)
- Mountain Haze (129)
- Night Sky (012)
- Pebble (072)
- Prairie (122)
- Sierra (094)
- Tahiti Desert (050)
- Tahiti Gray (053)
- Tahiti Ivory (059)
- Tahiti Matrix (058)
- Tahiti Sand (051)
- Tahiti Terra (055)
- Tahiti White (011)
- Tundra (131)
- Winter Wheat (060)

## MAINTENANCE AND CLEANING INFORMATION

Clean regularly with common household liquid cleaners and rinse within five minutes of application. Occasional scrubbing with abrasive cleaners ensures that the original luster will be maintained. **Do not** use "leave on" cleaning products, such as automatic spray shower cleaners. Prolonged contact with harsh chemicals could have an adverse reaction over time and discolor surfaces.

**Do not** use cleaning agents that caution use on acrylic, polyester or plastics.



**Manufactured from Swanstone solid surface**  
(See page 2 for detailed information.)

*Recommended for high-use traffic areas and commercial surfaces.*

**WARRANTY**  
Limited Lifetime – Residential  
Limited 25-year – Commercial

## FEATURES

- Reinforced solid surface means color and texture run all the way through and cannot wear away.
- Will not mold or mildew, no grout to clean.
- Ideal for remodeling, panels glue up over existing surface.
- Coordinates with other Swanstone bath products.
- Can be easily trimmed to fit any shower application.
- Widest range of sizes to fit most any project.
- Heat resistant—walls can handle steamer units.
- Compression molding means superior durability.



### Single Panel Shower Walls

36" wide x 72" high (914 mm x 1829 mm)  
36" wide x 96" high (914 mm x 2438 mm)  
48" wide x 96" high (1219 mm x 2438 mm)

## SPECIFICATIONS

### Crystal Colors Single Panel Shower Walls

Model	Part	Nominal Dimensions	Ship Wt. Lb.	Ship FedEx	Carton Dims. In.	Cu. Ft.
CCSP-3672-1	CCSP0367201	36" W x 72" H	53	—	78 x 42 x 4	7.58
CCSP-3696-1	CCSP0369601	36" W x 96" H	84	—	102 x 42 x 4	9.92
CCSP-4896-1	CCSP0489601	48" W x 96" H	133	—	102 x 54 x 4	12.75

Kit Includes: One flat wall panel and installation instructions. It may be necessary to combine cartons to accommodate desired installation area. No installation materials provided.

Packaging: Each kit is packed in an individual carton.

## ACCESSORIES

See pages 59-60 for complete listing of all wall accessories.

## STANDARDS AND RATINGS

American Society of Testing and Materials (ASTM) E-84: Class A Flame Spread Rating  
American National Standard Institute—ANSI Z124.6

International Association of Plumbing and Mechanical Officials (IAPMO)—Listed  
cUPC listed—Certified to CSA Test Standard B45.5 by IAPMO  
Uniform Plumbing Code (UPC)

For a complete list of tests and results see the Technical Data Sheet.

## SUPPORT DOCUMENTS

Installation instructions available at [swanstone.com](http://swanstone.com).



## COLORS

(See inside back cover for color sample.)

- Caramel Glass (133)
- Crystal White (105)
- Crystal Black (107)
- Gray Glass (134)
- Crystal Cream (106)
- Ivory Glass (132)

## MAINTENANCE AND CLEANING INFORMATION

Clean regularly with common household liquid cleaners and rinse within five minutes of application. Occasional scrubbing with abrasive cleaners ensures that the original luster will be maintained. **Do not** use "leave on" cleaning products, such as automatic spray shower cleaners. Prolonged contact with harsh chemicals could have an adverse reaction over time and discolor surfaces. **Do not** use cleaning agents that caution use on acrylic, polyester or plastics.



**Manufactured from Swanstone solid surface**  
(See page 2 for detailed information.)

*Recommended for high-use traffic areas and commercial surfaces.*

WARRANTY  
Limited Lifetime – Residential  
Limited 25-year – Commercial

## FEATURES

- Reinforced solid surface means color and texture run all the way through and cannot wear away.
- Will not mold or mildew, no grout to clean.
- Ideal for remodeling, panels glue up over existing surface.
- Coordinates with other Swanstone bath products.
- Can be easily trimmed to fit any shower application.
- Widest range of sizes to fit most any project.
- Heat resistant—walls can handle steamer units.
- Compression molding means superior durability.



**NOTE:** Overlap panels are used to create 60 x 36 x 72-inch or 60 x 36 x 96-inch enclosure combined with CCSK72-3648 or CCSK96-3648.

### Overlap Panel Shower Walls

11-3/4" wide x 72" high (298 mm x 1829 mm)

11-3/4" wide x 96" high (298 mm x 2438 mm)

## SPECIFICATIONS

### Crystal Colors Overlap Panel Shower Walls

Model	Part	Nominal Dimensions	Ship Wt. Lb.	Ship FedEx	Carton Dims. In.	Cu. Ft.
CCSO-1272	CCSO01272	11-3/4" W x 72" H	23	—	74 x 14 x 2	1.199
CCSO-1296	CCSO01296	11-3/4" W x 96" H	23	—	98 x 14 x 2	1.59

Kit Includes: One flat wall panel and installation instructions. It may be necessary to combine cartons to accommodate desired installation area. No installation materials provided.

Packaging: Each kit is packed in an individual carton.

## COLORS

(See inside back cover for color sample.)

- Caramel Glass (133)
- Crystal White (105)
- Crystal Black (107)
- Gray Glass (134)
- Crystal Cream (106)
- Ivory Glass (132)

## ACCESSORIES

See pages 59-60 for complete listing of all wall accessories.

## STANDARDS AND RATINGS

American Society of Testing and Materials (ASTM) E-84: Class A Flame Spread Rating  
American National Standard Institute—ANSI Z124.6

International Association of Plumbing and Mechanical Officials (IAPMO)—Listed  
cUPC listed—Certified to CSA Test Standard B45.5 by IAPMO  
Uniform Plumbing Code (UPC)

For a complete list of tests and results see the Technical Data Sheet.

## SUPPORT DOCUMENTS

Installation instructions available at [swanstone.com](http://swanstone.com).



## MAINTENANCE AND CLEANING INFORMATION

Clean regularly with common household liquid cleaners and rinse within five minutes of application. Occasional scrubbing with abrasive cleaners ensures that the original luster will be maintained. **Do not** use “leave on” cleaning products, such as automatic spray shower cleaners. Prolonged contact with harsh chemicals could have an adverse reaction over time and discolor surfaces. **Do not** use cleaning agents that caution use on acrylic, polyester or plastics.



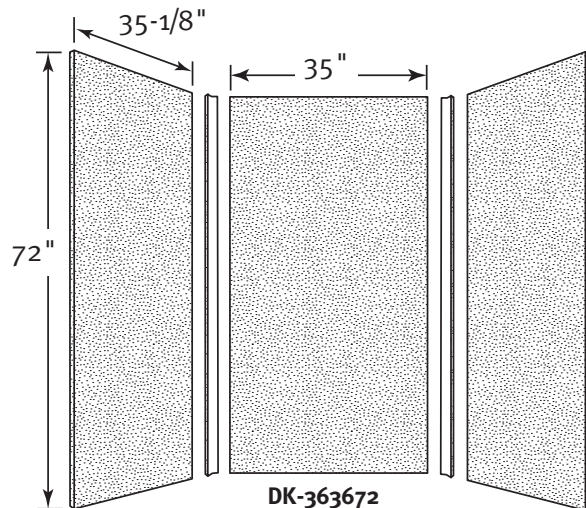
**Manufactured from Swanstone solid surface**  
(See page 2 for detailed information.)

*Recommended for high-use traffic areas and commercial surfaces.*

**WARRANTY**  
Limited Lifetime – Residential  
Limited 25-year – Commercial

## FEATURES

- Three-dimensional textured panel patterns made from Swanstone.
- Swanstone solid surface means color and texture run all the way through and cannot wear away.
- Panels clean easily using household cleaners, and the solid surface resists the growth of mold and mildew.
- Heat resistant—walls can handle steamer units.
- Color coordinates to match other Swanstone bath products.
- Ideal for remodeling, panels glue up over existing surface.



Designed to fit base areas  
36" deep or smaller x 36" wide x 72" high (914 mm x 914 mm x 1829 mm)

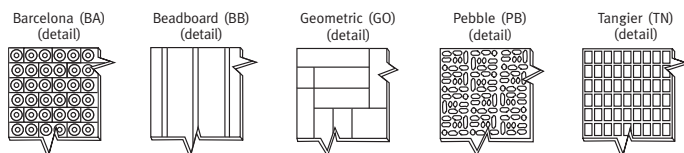
## SPECIFICATIONS

### DK-363672 Swanstone Decorative Panel Shower Wall Kit

Model	Part	Base Area Designed To Fit	Ship Wt. Lb.	Ship FedEx	Carton Dims. In.	Cu. Ft.
DK-363672*	DK363672*	36" D x 36" W x 72" H (914 mm or smaller x 914 mm x 1829 mm)	110	—	75 x 39 x 5	8.40

Kit Includes: Two side panels, one back panel, two corner molding strips, two corner soap dishes and installation materials.

Packaging: Each kit is packed in an individual carton.



\*NOTE: Add the appropriate code letters (BA, BB, GO, PB or TN) at the end of the model and part numbers to indicate the pattern of your choice.

## ACCESSORIES

See pages 59-60 for complete listing of all wall accessories.

## STANDARDS AND RATINGS

American Society of Testing and Materials (ASTM) E-84: Class A Flame Spread Rating

American National Standard Institute—ANSI Z124.6

International Association of Plumbing and Mechanical Officials (IAPMO)—Listed

cUPC listed—Certified to CSA Test Standard B45.5 by IAPMO

Uniform Plumbing Code (UPC)

For a complete list of tests and results see the Technical Data Sheet.

## SUPPORT DOCUMENTS

Installation instructions available at [swanstone.com](http://swanstone.com).



## COLORS

(See inside back cover for color sample.)

### Solid Colors:

- White (010)
- Bone (037)
- Bisque (018)
- Bright White (137)
- Pearl (138)

### Aggregate Colors:

- Acorn (123)
- Almond Galaxy (046)
- Arctic Granite (035)
- Baby's Breath (168)
- Barley (091)
- Bermuda Sand (040)
- Canyon (124)
- Caraway Seed (169)
- Cloud Bone (126)
- Cloud White (125)
- Cornflower (063)
- Glacier (121)

- Golden Steppe (128)
- Gray Granite (042)
- Ice (130)
- Indian Grass (071)
- Mountain Haze (129)
- Night Sky (012)
- Pebble (072)
- Prairie (122)
- Sierra (094)
- Tahiti Desert (050)
- Tahiti Gray (053)
- Tahiti Ivory (059)
- Tahiti Matrix (058)
- Tahiti Sand (051)
- Tahiti Terra (055)
- Tahiti White (011)
- Tundra (131)
- Winter Wheat (060)

## MAINTENANCE AND CLEANING INFORMATION

Clean regularly with common household liquid cleaners and rinse within five minutes of application. Occasional scrubbing with abrasive cleaners ensures that the original luster will be maintained. **Do not** use "leave on" cleaning products, such as automatic spray shower cleaners. Prolonged contact with harsh chemicals could have an adverse reaction over time and discolor surfaces. **Do not** use cleaning agents that caution use on acrylic, polyester or plastics.

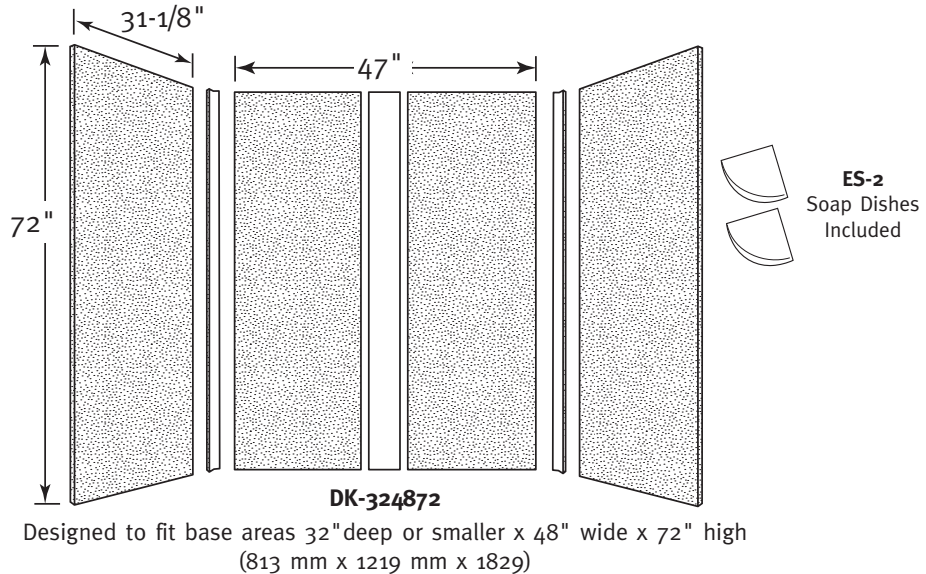
**Manufactured from Swanstone solid surface**  
(See page 2 for detailed information.)

*Recommended for high-use traffic areas and commercial surfaces.*

**WARRANTY**  
Limited Lifetime – Residential  
Limited 25-year – Commercial

## FEATURES

- Three-dimensional textured panel patterns made from Swanstone.
- Swanstone solid surface means color and texture run all the way through and cannot wear away.
- Panels clean easily using household cleaners, and the solid surface resists the growth of mold and mildew.
- Heat resistant—walls can handle steamer units.
- Color coordinates to match other Swanstone bath products.
- Ideal for remodeling, panels glue up over existing surface.



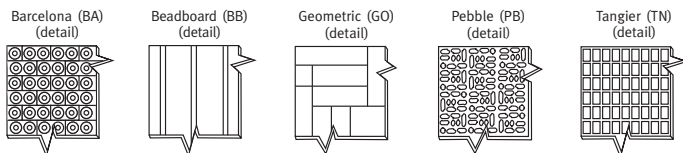
## SPECIFICATIONS

### DK-324872 Swanstone Decorative Panel Shower Wall Kit

Model	Part	Base Area Designed To Fit	Ship Wt. Lb.	Ship FedEx	Carton Dims. In.	Cu. Ft.
DK-324872*	DK324872*	32" D x 48" W x 72" H (813 mm or smaller x 1219 mm x 1829 mm)	140	—	51 x 37 x 5	5.46

Kit Includes: Two side panels, two back panels, two corner molding strips, one batten strip, two corner soap dishes and installation materials.

Packaging: Each kit is packed in an individual carton.



\*NOTE: Add the appropriate code letters (BA, BB, GO, PB or TN) at the end of the model and part numbers to indicate the pattern of your choice.

## ACCESSORIES

See pages 59-60 for complete listing of all wall accessories.

## STANDARDS AND RATINGS

American Society of Testing and Materials (ASTM) E-84: Class A Flame Spread Rating

American National Standard Institute—ANSI Z124.6

International Association of Plumbing and Mechanical Officials (IAPMO)—Listed

cUPC listed—Certified to CSA Test Standard B45.5 by IAPMO

Uniform Plumbing Code (UPC)

For a complete list of tests and results see the Technical Data Sheet.

## SUPPORT DOCUMENTS

Installation instructions available at [swanstone.com](http://swanstone.com).



## COLORS

(See inside back cover for color sample.)

### Solid Colors:

- White (010)
- Bone (037)
- Bisque (018)
- Bright White (137)
- Pearl (138)

### Aggregate Colors:

- Acorn (123)
- Almond Galaxy (046)
- Arctic Granite (035)
- Baby's Breath (168)
- Barley (091)
- Bermuda Sand (040)
- Canyon (124)
- Caraway Seed (169)
- Cloud Bone (126)
- Cloud White (125)
- Cornflower (063)
- Glacier (121)

- Golden Steppe (128)
- Gray Granite (042)
- Ice (130)
- Indian Grass (071)
- Mountain Haze (129)
- Night Sky (012)
- Pebble (072)
- Prairie (122)
- Sierra (094)
- Tahiti Desert (050)
- Tahiti Gray (053)
- Tahiti Ivory (059)
- Tahiti Matrix (058)
- Tahiti Sand (051)
- Tahiti Terra (055)
- Tahiti White (011)
- Tundra (131)
- Winter Wheat (060)

## MAINTENANCE AND CLEANING INFORMATION

Clean regularly with common household liquid cleaners and rinse within five minutes of application. Occasional scrubbing with abrasive cleaners ensures that the original luster will be maintained. **Do not** use "leave on" cleaning products, such as automatic spray shower cleaners. Prolonged contact with harsh chemicals could have an adverse reaction over time and discolor surfaces.

**Do not** use cleaning agents that caution use on acrylic, polyester or plastics.

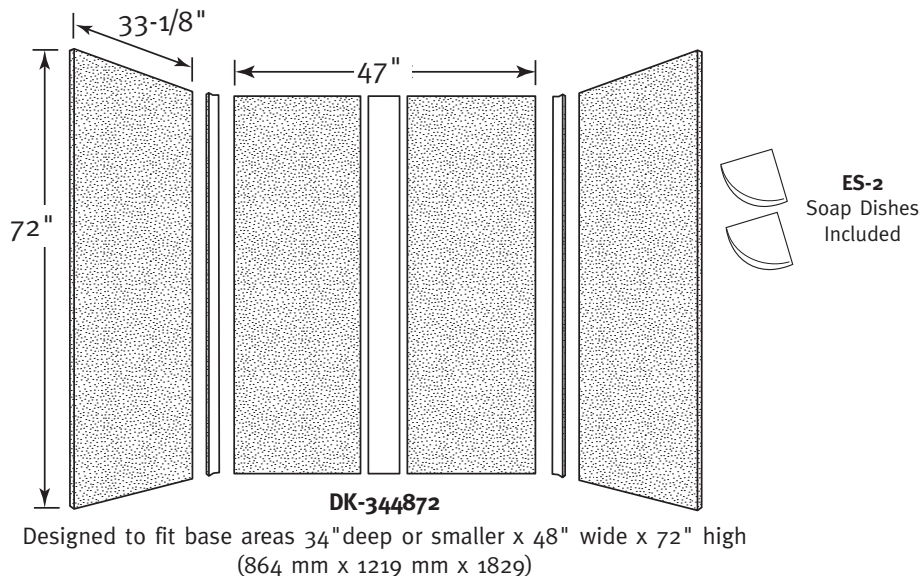


**Manufactured from Swanstone solid surface**

(See page 2 for detailed information.)

*Recommended for high-use traffic areas and commercial surfaces.***WARRANTY**Limited Lifetime – Residential  
Limited 25-year – Commercial**FEATURES**

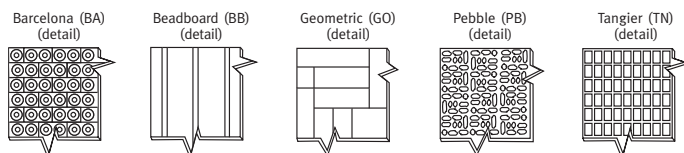
- Three-dimensional textured panel patterns made from Swanstone.
- Swanstone solid surface means color and texture run all the way through and cannot wear away.
- Panels clean easily using household cleaners, and the solid surface resists the growth of mold and mildew.
- Heat resistant—walls can handle steamer units.
- Color coordinates to match other Swanstone bath products.
- Ideal for remodeling, panels glue up over existing surface.

**SPECIFICATIONS****DK-344872 Swanstone Decorative Panel Shower Wall Kit**

Model	Part	Base Area Designed To Fit	Ship Wt. Lb.	Ship FedEx	Carton Dims. In.	Cu. Ft.
DK-344872*	DK344872*	34" D x 48" W x 72" H (864 mm or smaller x 1219 mm x 1829 mm)	140	—	55 x 74 x 5	5.46

Kit Includes: Two side panels, two back panels, two corner molding strips, one batten strip, two corner soap dishes and installation materials.

Packaging: Each kit is packed in an individual carton.



\*NOTE: Add the appropriate code letters (BA, BB, GO, PB or TN) at the end of the model and part numbers to indicate the pattern of your choice.

**ACCESSORIES**

See pages 59-60 for complete listing of all wall accessories.

**STANDARDS AND RATINGS**

American Society of Testing and Materials (ASTM) E-84: Class A Flame Spread Rating

American National Standard Institute—ANSI Z124.6

International Association of Plumbing and Mechanical Officials (IAPMO)—Listed

cUPC listed—Certified to CSA Test Standard B45.5 by IAPMO

Uniform Plumbing Code (UPC)

For a complete list of tests and results see the Technical Data Sheet.

**SUPPORT DOCUMENTS**

Installation instructions available at [swanstone.com](http://swanstone.com).

**COLORS**

(See inside back cover for color sample.)

**Solid Colors:**

- White (010)
- Bone (037)
- Bisque (018)
- Bright White (137)
- Pearl (138)

**Aggregate Colors:**

- Acorn (123) 🍂
- Almond Galaxy (046)
- Arctic Granite (035)
- Baby's Breath (168)
- Barley (091)
- Bermuda Sand (040)
- Canyon (124) 🍂
- Caraway Seed (169)
- Cloud Bone (126)
- Cloud White (125)
- Cornflower (063)
- Glacier (121) 🍂

- Golden Steppe (128)
- Gray Granite (042)
- Ice (130)
- Indian Grass (071)
- Mountain Haze (129)
- Night Sky (012)
- Pebble (072)
- Prairie (122) 🍂
- Sierra (094)
- Tahiti Desert (050)
- Tahiti Gray (053)
- Tahiti Ivory (059)
- Tahiti Matrix (058)
- Tahiti Sand (051)
- Tahiti Terra (055)
- Tahiti White (011)
- Tundra (131)
- Winter Wheat (060)

**MAINTENANCE AND  
CLEANING INFORMATION**

Clean regularly with common household liquid cleaners and rinse within five minutes of application. Occasional scrubbing with abrasive cleaners ensures that the original luster will be maintained. **Do not** use "leave on" cleaning products, such as automatic spray shower cleaners. Prolonged contact with harsh chemicals could have an adverse reaction over time and discolor surfaces.

**Do not** use cleaning agents that caution use on acrylic, polyester or plastics.



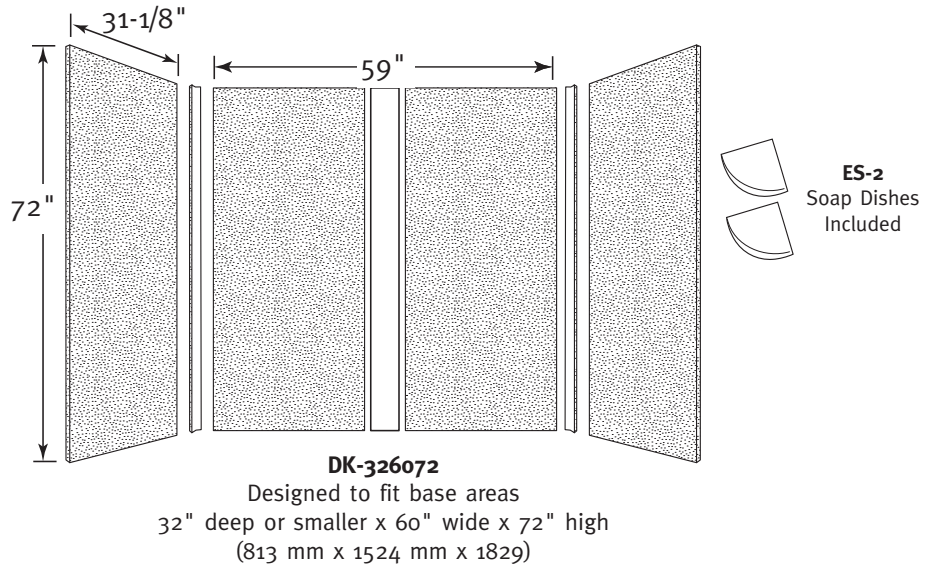
**Manufactured from Swanstone solid surface**  
(See page 2 for detailed information.)

*Recommended for high-use traffic areas and commercial surfaces.*

**WARRANTY**  
Limited Lifetime – Residential  
Limited 25-year – Commercial

## FEATURES

- Three-dimensional textured panel patterns made from Swanstone.
- Swanstone solid surface means color and texture run all the way through and cannot wear away.
- Panels clean easily using household cleaners, and the solid surface resists the growth of mold and mildew.
- Heat resistant—walls can handle steamer units.
- Color coordinates to match other Swanstone bath products.
- Ideal for remodeling, panels glue up over existing surface.



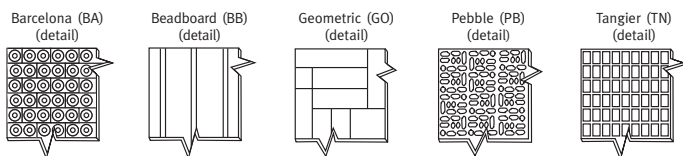
## SPECIFICATIONS

### DK-326072 Swanstone Decorative Panel Shower Wall Kit

Model	Part	Base Area Designed To Fit	Ship Wt. Lb.	Ship FedEx	Carton Dims. In.	Cu. Ft.
DK-326072*	DK326072*	32" D x 60" W x 72" H (813 mm or smaller x 1524 mm x 1829 mm)	160	—	78 x 66 x 5	11.92

Kit Includes: Two side panels, two back panels, two corner molding strips, one batten strip, two corner soap dishes and installation materials.

Packaging: Each kit is packed in an individual carton.



\*NOTE: Add the appropriate code letters (BA, BB, GO, PB or TN) at the end of the model and part numbers to indicate the pattern of your choice.

## ACCESSORIES

See pages 59-60 for complete listing of all wall accessories.

## STANDARDS AND RATINGS

American Society of Testing and Materials (ASTM) E-84: Class A Flame Spread Rating

American National Standard Institute—ANSI Z124.6

International Association of Plumbing and Mechanical Officials (IAPMO)—Listed

cUPC listed—Certified to CSA Test Standard B45.5 by IAPMO

Uniform Plumbing Code (UPC)

For a complete list of tests and results see the Technical Data Sheet.

## SUPPORT DOCUMENTS

Installation instructions available at [swanstone.com](http://swanstone.com).



## COLORS

(See inside back cover for color sample.)

### Solid Colors:

- White (010)
- Bone (037)
- Bisque (018)
- Bright White (137)
- Pearl (138)

### Aggregate Colors:

- Acorn (123) 🍂
- Almond Galaxy (046)
- Arctic Granite (035)
- Baby's Breath (168)
- Barley (091)
- Bermuda Sand (040)
- Canyon (124) 🍂
- Caraway Seed (169)
- Cloud Bone (126)
- Cloud White (125)
- Cornflower (063)
- Glacier (121) 🍂

- Golden Steppe (128)
- Gray Granite (042)
- Ice (130)
- Indian Grass (071)
- Mountain Haze (129)
- Night Sky (012)
- Pebble (072)
- Prairie (122) 🍂
- Sierra (094)
- Tahiti Desert (050)
- Tahiti Gray (053)
- Tahiti Ivory (059)
- Tahiti Matrix (058)
- Tahiti Sand (051)
- Tahiti Terra (055)
- Tahiti White (011)
- Tundra (131)
- Winter Wheat (060)

## MAINTENANCE AND CLEANING INFORMATION

Clean regularly with common household liquid cleaners and rinse within five minutes of application. Occasional scrubbing with abrasive cleaners ensures that the original luster will be maintained. **Do not** use "leave on" cleaning products, such as automatic spray shower cleaners. Prolonged contact with harsh chemicals could have an adverse reaction over time and discolor surfaces. **Do not** use cleaning agents that caution use on acrylic, polyester or plastics.



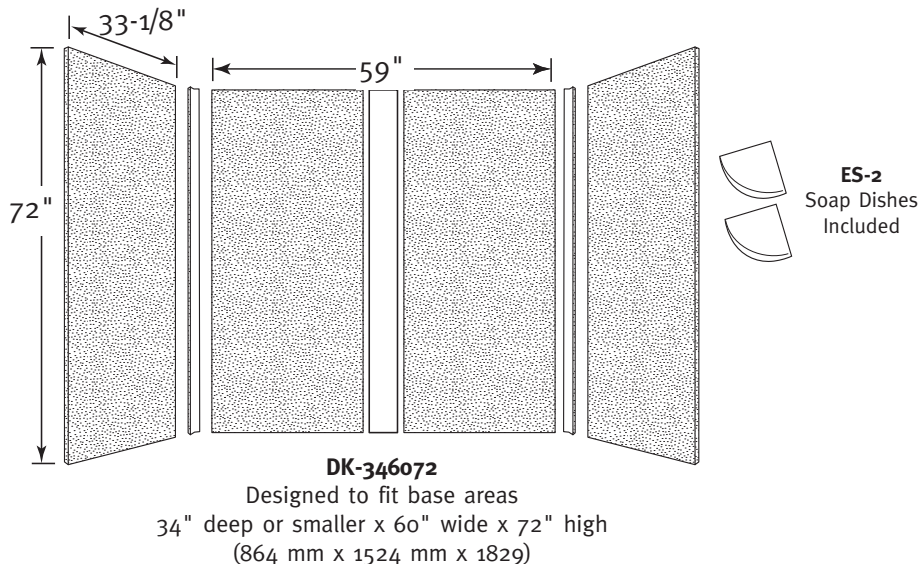
**Manufactured from Swanstone solid surface**  
(See page 2 for detailed information.)

*Recommended for high-use traffic areas and commercial surfaces.*

WARRANTY  
Limited Lifetime – Residential  
Limited 25-year – Commercial

## FEATURES

- Three-dimensional textured panel patterns made from Swanstone.
- Swanstone solid surface means color and texture run all the way through and cannot wear away.
- Panels clean easily using household cleaners, and the solid surface resists the growth of mold and mildew.
- Heat resistant—walls can handle steamer units.
- Color coordinates to match other Swanstone bath products.
- Ideal for remodeling, panels glue up over existing surface.



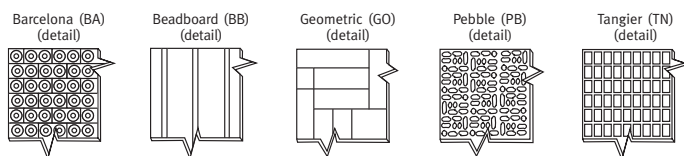
## SPECIFICATIONS

### DK-346072 Swanstone Decorative Panel Shower Wall Kit

Model	Part	Base Area Designed To Fit	Ship Wt. Lb.	Ship FedEx	Carton Dims. In.	Cu. Ft.
DK-346072*	DK346072*	34" D x 60" W x 72" H (864 mm or smaller x 1524 mm x 1829 mm)	160	—	74 x 67 x 5	8.61

Kit Includes: Two side panels, two back panels, two corner molding strips, one batten strip, two corner soap dishes and installation materials.

Packaging: Each kit is packed in an individual carton.



\*NOTE: Add the appropriate code letters (BA, BB, GO, PB or TN) at the end of the model and part numbers to indicate the pattern of your choice.

## ACCESSORIES

See pages 59-60 for complete listing of all wall accessories.

## STANDARDS AND RATINGS

American Society of Testing and Materials (ASTM) E-84: Class A Flame Spread Rating

American National Standard Institute—ANSI Z124.6

International Association of Plumbing and Mechanical Officials (IAPMO)—Listed

cUPC listed—Certified to CSA Test Standard B45.5 by IAPMO

Uniform Plumbing Code (UPC)

For a complete list of tests and results see the Technical Data Sheet.

## SUPPORT DOCUMENTS

Installation instructions available at [swanstone.com](http://swanstone.com).



## COLORS

(See inside back cover for color sample.)

### Solid Colors:

- White (010)
- Bone (037)
- Bisque (018)
- Bright White (137)
- Pearl (138)

### Aggregate Colors:

- Acorn (123)
- Almond Galaxy (046)
- Arctic Granite (035)
- Baby's Breath (168)
- Barley (091)
- Bermuda Sand (040)
- Canyon (124)
- Caraway Seed (169)
- Cloud Bone (126)
- Cloud White (125)
- Cornflower (063)
- Glacier (121)

- Golden Steppe (128)
- Gray Granite (042)
- Ice (130)
- Indian Grass (071)
- Mountain Haze (129)
- Night Sky (012)
- Pebble (072)
- Prairie (122)
- Sierra (094)
- Tahiti Desert (050)
- Tahiti Gray (053)
- Tahiti Ivory (059)
- Tahiti Matrix (058)
- Tahiti Sand (051)
- Tahiti Terra (055)
- Tahiti White (011)
- Tundra (131)
- Winter Wheat (060)

## MAINTENANCE AND CLEANING INFORMATION

Clean regularly with common household liquid cleaners and rinse within five minutes of application. Occasional scrubbing with abrasive cleaners ensures that the original luster will be maintained. **Do not** use "leave on" cleaning products, such as automatic spray shower cleaners. Prolonged contact with harsh chemicals could have an adverse reaction over time and discolor surfaces.

**Do not** use cleaning agents that caution use on acrylic, polyester or plastics.



## WARRANTY

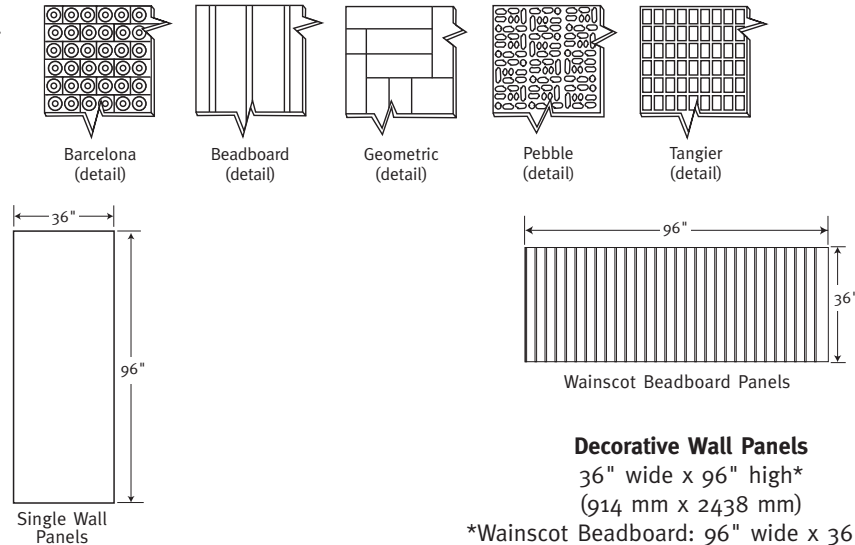
Limited Lifetime – Residential  
Limited 25-year – Commercial

**Manufactured from Swanstone solid surface**  
(See page 2 for detailed information.)

*Recommended for high-use traffic areas and commercial surfaces.*

## FEATURES

- Three dimensional textures and patterns.
- Five decorative wall panel patterns from which to choose.
- Use one or more panels to add drama or a subtle touch to your bath suite.
- Reinforced solid surface means color and texture run all the way through and cannot wear away.
- Will not mold or mildew, no grout to clean.
- Ideal for remodeling, panels glue up over existing surface.
- Trim panels for a variety of design options.
- Also makes beautiful wainscoting or kitchen backsplash.



## SPECIFICATIONS

## Swanstone Decorative Wall Panels

Model	Part	Description	Ship Wt. Lb.	Ship FedEx	Carton Dims. In.	Cu. Ft.
<b>Single Wall Panels</b> All panels are 36" wide x 96" high* (914 mm x 2438 mm)						
DWP-3696BA-1	DP03696BA01	Barcelona	78	–	98 x 38 x 4	8.62
DWP-3696BB-1	DP03696BB01	Beadboard	78	–	98 x 38 x 4	8.62
DWP-3696GO-1	DP03696GO01	Geometric	78	–	98 x 38 x 4	8.62
DWP-3696PB-1	DP03696PB01	Pebble	78	–	98 x 38 x 4	8.62
DWP-3696TN-1	DP03696TN01	Tangier	78	–	98 x 38 x 4	8.62
DWP-9636WB-1	DP09636WB01	Wainscot Beadboard*	78	–	98 x 38 x 4	8.62

Kit Includes: One flat wall panel and complete installation instructions. It may be necessary to combine cartons to accommodate desired installation area. No installation materials provided. Packaging: Each kit is packed in an individual carton.

## ACCESSORIES

See pages 59-60 for complete listing of all wall accessories.

## STANDARDS AND RATINGS

American Society of Testing and Materials (ASTM) E-84: Class A Flame Spread Rating  
American National Standard Institute—ANSI Z124.6

International Association of Plumbing and Mechanical Officials (IAPMO)—Listed  
cUPC listed—Certified to CSA Test Standard B45.5 by IAPMO  
Uniform Plumbing Code (UPC)

For a complete list of tests and results see the Technical Data Sheet.

## SUPPORT DOCUMENTS

Installation instructions available at [swanstone.com](http://swanstone.com).



## COLORS

(See inside back cover for color sample.)

## Solid Colors:

- White (010)
- Bone (037)
- Bisque (018)
- Bright White (137)
- Pearl (138)

## Aggregate Colors:

- Acorn (123) 🍂
- Almond Galaxy (046)
- Arctic Granite (035)
- Baby's Breath (168)
- Barley (091)
- Bermuda Sand (040)
- Canyon (124) 🍂
- Caraway Seed (169)
- Cloud Bone (126)
- Cloud White (125)
- Cornflower (063)
- Glacier (121) 🍂

- Golden Steppe (128)
- Gray Granite (042)
- Ice (130)
- Indian Grass (071)
- Mountain Haze (129)
- Night Sky (012)
- Pebble (072)
- Prairie (122) 🍂
- Sierra (094)
- Tahiti Desert (050)
- Tahiti Gray (053)
- Tahiti Ivory (059)
- Tahiti Matrix (058)
- Tahiti Sand (051)
- Tahiti Terra (055)
- Tahiti White (011)
- Tundra (131)
- Winter Wheat (060)

MAINTENANCE AND  
CLEANING INFORMATION

Clean regularly with common household liquid cleaners and rinse within five minutes of application. Occasional scrubbing with abrasive cleaners ensures that the original luster will be maintained. **Do not** use "leave on" cleaning products, such as automatic spray shower cleaners. Prolonged contact with harsh chemicals could have an adverse reaction over time and discolor surfaces. **Do not** use cleaning agents that caution use on acrylic, polyester or plastics.





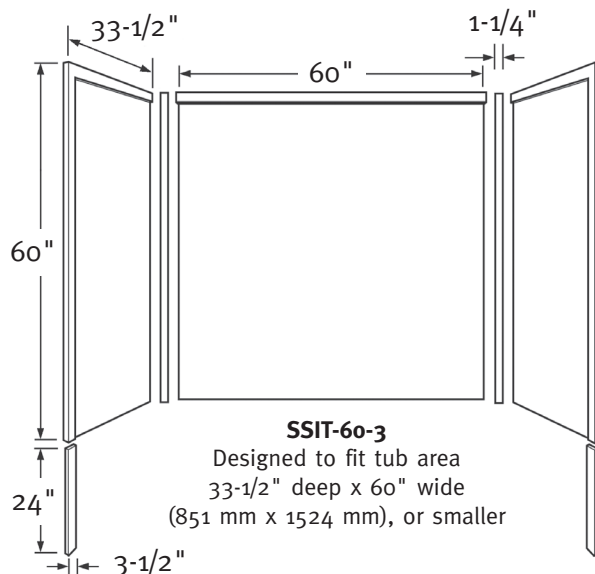
**Manufactured from Swanstone solid surface**  
(See page 2 for detailed information.)

*Recommended for high-use traffic areas and commercial surfaces.*

WARRANTY  
Limited Lifetime – Residential  
Limited 25-year – Commercial

## FEATURES

- Reinforced solid surface means color and texture run all the way through and cannot wear away.
- For added detailing, the panels' edges feature raised trim, eliminating the need for a separate trim kit.
- Will not mold or mildew, no grout to clean.
- Ideal for both remodeling projects and new construction.
- Heat resistant—walls can handle steamer units.
- Unique glue-up wall system includes a single, seamless back panel, two side panels and two corner molding strips.



## SPECIFICATIONS

### SSIT-60-3 Bathtub 3-Panel Wall Kit

Model	Part	Tub Area Designed To Fit	Ship Wt. Lb.	Ship FedEx	Carton Dims. In.	Cu. Ft.
SSIT-60-3	Sloo603	33-1/2" D x 60" W (851 mm x 1524 mm) (or smaller)	169	—	67 x 67 x 4	10.39

Kit Includes: One back panel with integral trim, two side panels with integral trim, two bathtub apron strips, two corner moldings and installation instructions.

Soap dishes and installation kit (**SS-29**) sold separately.

Packaging: Each kit is packed in a flat, rectangular carton.

## ACCESSORIES

See pages 59-60 for complete listing of all wall accessories.

## STANDARDS AND RATINGS

American Society of Testing and Materials (ASTM) E-84: Class A Flame Spread Rating

American National Standard Institute—ANSI Z124.6

International Association of Plumbing and Mechanical Officials (IAPMO)—Listed

cUPC listed—Certified to CSA Test Standard B45.5 by IAPMO

Uniform Plumbing Code (UPC)

For a complete list of tests and results see the Technical Data Sheet.

## SUPPORT DOCUMENTS

Installation instructions available at [swanstone.com](http://swanstone.com).



## COLORS

(See inside back cover for color sample.)

### Solid Colors:

- White (010)
- Bone (037)
- Bisque (018)
- Bright White (137)
- Pearl (138)

### Aggregate Colors:

- Acorn (123)
- Almond Galaxy (046)
- Arctic Granite (035)
- Baby's Breath (168)
- Barley (091)
- Bermuda Sand (040)
- Canyon (124)
- Caraway Seed (169)
- Cloud Bone (126)
- Cloud White (125)
- Cornflower (063)
- Glacier (121)

- Golden Steppe (128)
- Gray Granite (042)
- Ice (130)
- Indian Grass (071)
- Mountain Haze (129)
- Night Sky (012)
- Pebble (072)
- Prairie (122)
- Sierra (094)
- Tahiti Desert (050)
- Tahiti Gray (053)
- Tahiti Ivory (059)
- Tahiti Matrix (058)
- Tahiti Sand (051)
- Tahiti Terra (055)
- Tahiti White (011)
- Tundra (131)
- Winter Wheat (060)

## MAINTENANCE AND CLEANING INFORMATION

Clean regularly with common household liquid cleaners and rinse within five minutes of application. Occasional scrubbing with abrasive cleaners ensures that the original luster will be maintained. **Do not** use "leave on" cleaning products, such as automatic spray shower cleaners. Prolonged contact with harsh chemicals could have an adverse reaction over time and discolor surfaces.

**Do not** use cleaning agents that caution use on acrylic, polyester or plastics.



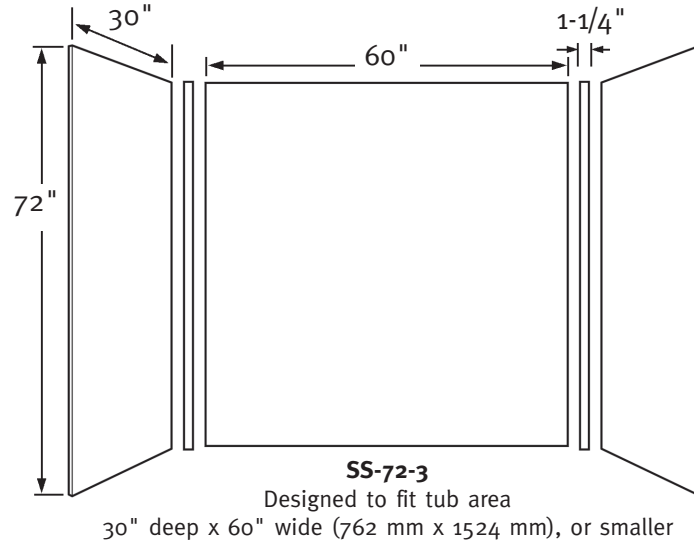
**Manufactured from Swanstone solid surface**  
(See page 2 for detailed information)

*Recommended for high-use traffic areas and commercial surfaces.*

**WARRANTY**  
Limited Lifetime – Residential  
Limited 25-year – Commercial

## FEATURES

- Will not mold or mildew, no grout to clean.
- Ideal for both remodeling projects and new construction.
- Heat resistant—walls can handle steamer units.
- Reinforced solid surface means color and texture run all the way through and cannot wear away.
- Unique glue-up wall system includes a single back panel, two side panels and two corner molding strips.
- Optional **TK-6072** trim kit available.



## SPECIFICATIONS

### SS-72-3 Bathtub 3-Panel Wall Kit

Model	Part	Tub Area Designed To Fit	Ship Wt. Lb.	Ship FedEx	Carton Dims. In.	Cu. Ft.
SS-72-3	SS00723	30" D x 60" W (762 mm x 1524 mm) (or smaller)	165	—	78 x 66 x 4	11.92

Kit Includes: One flat back panel, two flat side panels, two corner moldings and installation instructions.

Soap dishes and installation kit (**SS-29**) sold separately.

Packaging: Each kit is packed in a flat, rectangular carton.

## ACCESSORIES

See pages 59-60 for complete listing of all wall accessories.

## STANDARDS AND RATINGS

American Society of Testing and Materials (ASTM) E-84: Class A Flame Spread Rating

American National Standard Institute—ANSI Z124.6

International Association of Plumbing and Mechanical Officials (IAPMO)—Listed

cUPC listed—Certified to CSA Test Standard B45.5 by IAPMO

Uniform Plumbing Code (UPC)

For a complete list of tests and results see the Technical Data Sheet.

## SUPPORT DOCUMENTS

Installation instructions available at [swanstone.com](http://swanstone.com).



## COLORS

(See inside back cover for color sample.)

### Solid Colors:

- White (010)
- Bone (037)
- Bisque (018)
- Bright White (137)
- Pearl (138)

### Aggregate Colors:

- Acorn (123) 🍂
- Almond Galaxy (046)
- Arctic Granite (035)
- Baby's Breath (168)
- Barley (091)
- Bermuda Sand (040)
- Canyon (124) 🍂
- Caraway Seed (169)
- Cloud Bone (126)
- Cloud White (125)
- Cornflower (063)
- Glacier (121) 🍂

- Golden Steppe (128)
- Gray Granite (042)
- Ice (130)
- Indian Grass (071)
- Mountain Haze (129)
- Night Sky (012)
- Pebble (072)
- Prairie (122) 🍂
- Sierra (094)
- Tahiti Desert (050)
- Tahiti Gray (053)
- Tahiti Ivory (059)
- Tahiti Matrix (058)
- Tahiti Sand (051)
- Tahiti Terra (055)
- Tahiti White (011)
- Tundra (131)
- Winter Wheat (060)

## MAINTENANCE AND CLEANING INFORMATION

Clean regularly with common household liquid cleaners and rinse within five minutes of application. Occasional scrubbing with abrasive cleaners ensures that the original luster will be maintained. **Do not** use "leave on" cleaning products, such as automatic spray shower cleaners. Prolonged contact with harsh chemicals could have an adverse reaction over time and discolor surfaces.

**Do not** use cleaning agents that caution use on acrylic, polyester or plastics.



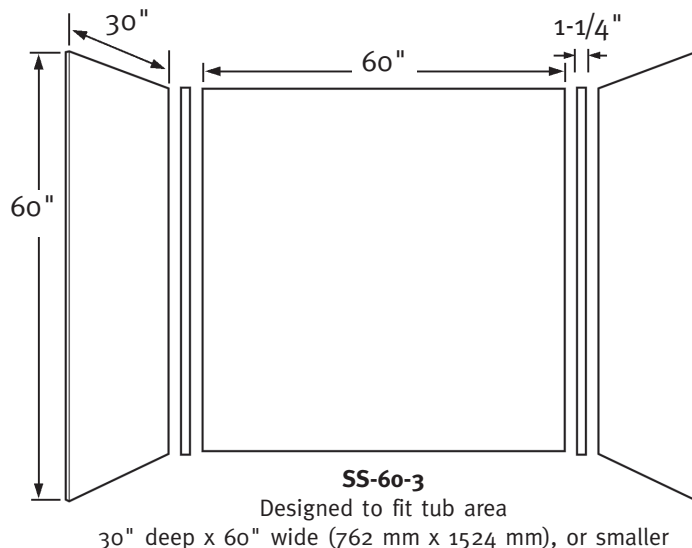
**Manufactured from Swanstone solid surface**  
(See page 2 for detailed information.)

*Recommended for high-use traffic areas and commercial surfaces.*

WARRANTY  
Limited Lifetime – Residential  
Limited 25-year – Commercial

## FEATURES

- Will not mold or mildew, no grout to clean.
- Ideal for both remodeling projects and new construction.
- Heat resistant—walls can handle steamer units.
- Reinforced solid surface means color and texture run all the way through and cannot wear away.
- Unique glue-up wall system includes a single back panel, two side panels and two corner molding strips.
- Optional **TK-6072** trim kit available.



## SPECIFICATIONS

### SS-60-3 Bathtub 3-Panel Wall Kit

Model	Part	Tub Area Designed To Fit	Ship Wt. Lb.	Ship FedEx	Carton Dims. In.	Cu. Ft.
SS-60-3	SS00603	30" D x 60" W (762 mm x 1524 mm) (or smaller)	145	—	66 x 66 x 4	10.08

Kit Includes: One flat back panel, two flat side panels, two corner moldings and installation instructions.

Soap dishes and installation kit (**SS-29**) sold separately.

Packaging: Each kit is packed in a flat, rectangular carton.

## ACCESSORIES

See pages 59-60 for complete listing of all wall accessories.

## STANDARDS AND RATINGS

American Society of Testing and Materials (ASTM) E-84: Class A Flame Spread Rating

American National Standard Institute—ANSI Z124.6

International Association of Plumbing and Mechanical Officials (IAPMO)—Listed

cUPC listed—Certified to CSA Test Standard B45.5 by IAPMO

Uniform Plumbing Code (UPC)

For a complete list of tests and results see the Technical Data Sheet.

## SUPPORT DOCUMENTS

Installation instructions available at [swanstone.com](http://swanstone.com).



## COLORS

(See inside back cover for color sample.)

### Solid Colors:

- White (010)
- Bone (037)
- Bisque (018)
- Bright White (137)
- Pearl (138)

### Aggregate Colors:

- Acorn (123)
- Almond Galaxy (046)
- Arctic Granite (035)
- Baby's Breath (168)
- Barley (091)
- Bermuda Sand (040)
- Canyon (124)
- Caraway Seed (169)
- Cloud Bone (126)
- Cloud White (125)
- Cornflower (063)
- Glacier (121)

- Golden Steppe (128)
- Gray Granite (042)
- Ice (130)
- Indian Grass (071)
- Mountain Haze (129)
- Night Sky (012)
- Pebble (072)
- Prairie (122)
- Sierra (094)
- Tahiti Desert (050)
- Tahiti Gray (053)
- Tahiti Ivory (059)
- Tahiti Matrix (058)
- Tahiti Sand (051)
- Tahiti Terra (055)
- Tahiti White (011)
- Tundra (131)
- Winter Wheat (060)

## MAINTENANCE AND CLEANING INFORMATION

Clean regularly with common household liquid cleaners and rinse within five minutes of application. Occasional scrubbing with abrasive cleaners ensures that the original luster will be maintained. **Do not** use "leave on" cleaning products, such as automatic spray shower cleaners. Prolonged contact with harsh chemicals could have an adverse reaction over time and discolor surfaces. **Do not** use cleaning agents that caution use on acrylic, polyester or plastics.

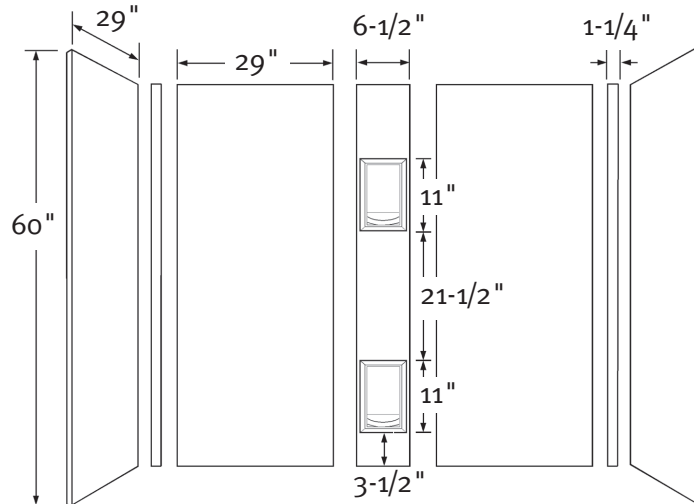
**Manufactured from Swanstone solid surface**  
(See page 2 for detailed information.)

*Recommended for high-use traffic areas and commercial surfaces.*

**WARRANTY**  
Limited Lifetime – Residential  
Limited 25-year – Commercial

## FEATURES

- Will not mold or mildew, no grout to clean.
- Ideal for both remodeling projects and new construction.
- Heat resistant—walls can handle steamer units.
- Reinforced solid surface means color and texture run all the way through and cannot wear away.
- Middle back panel features two soap shelves.
- Comes as a complete glue-up kit with three back panels, two side panels, two corner molding strips and installation materials.
- Optional **TK-6072** trim kit available.



**SS-60-5**

Designed to fit tub area 30" deep x 60" wide (762 mm x 1524 mm), or smaller

## SPECIFICATIONS

### SS-60-5 Bathtub 5-Panel Wall Kit

Model	Part	Tub Area Designed To Fit	Ship Wt. Lb.	Ship FedEx	Carton Dims. In.	Cu. Ft.
SS-60-5	SS00605	30" D x 60" W (762 mm x 1524 mm) (or smaller)	121	—	65 x 31 x 6	7

Kit Includes: One back panel with two molded-in soap and shampoo shelves, four flat wall panels, two corner moldings and installation materials.

Packaging: Each kit is packed in a flat, rectangular carton.

## ACCESSORIES

See pages 59-60 for complete listing of all wall accessories.

## STANDARDS AND RATINGS

American Society of Testing and Materials (ASTM) E-84: Class A Flame Spread Rating

American National Standard Institute—ANSI Z124.6

International Association of Plumbing and Mechanical Officials (IAPMO)—Listed

cUPC listed—Certified to CSA Test Standard B45.5 by IAPMO

Uniform Plumbing Code (UPC)

For a complete list of tests and results see the Technical Data Sheet.

## SUPPORT DOCUMENTS

Installation instructions available at [swanstone.com](http://swanstone.com).



## COLORS

(See inside back cover for color sample.)

### Solid Colors:

- White (010)
- Bone (037)
- Bisque (018)
- Bright White (137)
- Pearl (138)

### Aggregate Colors:

- Acorn (123) 
- Almond Galaxy (046)
- Arctic Granite (035)
- Baby's Breath (168)
- Barley (091)
- Bermuda Sand (040)
- Canyon (124) 
- Caraway Seed (169)
- Cloud Bone (126)
- Cloud White (125)
- Cornflower (063)
- Glacier (121) 

- Golden Steppe (128)
- Gray Granite (042)
- Ice (130)
- Indian Grass (071)
- Mountain Haze (129)
- Night Sky (012)
- Pebble (072)
- Prairie (122) 
- Sierra (094)
- Tahiti Desert (050)
- Tahiti Gray (053)
- Tahiti Ivory (059)
- Tahiti Matrix (058)
- Tahiti Sand (051)
- Tahiti Terra (055)
- Tahiti White (011)
- Tundra (131)
- Winter Wheat (060)

## MAINTENANCE AND CLEANING INFORMATION

Clean regularly with common household liquid cleaners and rinse within five minutes of application. Occasional scrubbing with abrasive cleaners ensures that the original luster will be maintained. **Do not** use "leave on" cleaning products, such as automatic spray shower cleaners. Prolonged contact with harsh chemicals could have an adverse reaction over time and discolor surfaces.

**Do not** use cleaning agents that caution use on acrylic, polyester or plastics.



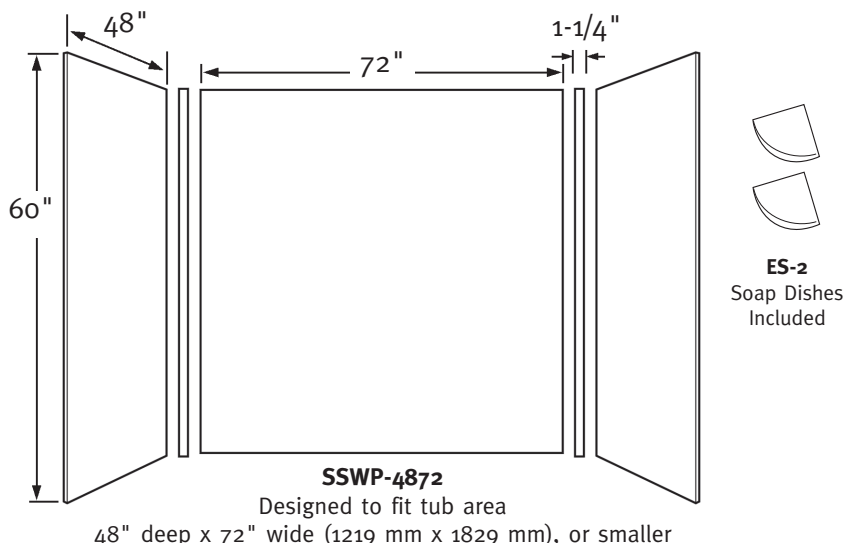
**Manufactured from Swanstone solid surface**  
(See page 2 for detailed information.)

*Recommended for high-use traffic areas and commercial surfaces.*

**WARRANTY**  
Limited Lifetime – Residential  
Limited 25-year – Commercial

## FEATURES

- Will not mold or mildew, no grout to clean.
- Ideal for both remodeling projects and new construction.
- Heat resistant—walls can handle steamer units.
- Reinforced solid surface means color and texture run all the way through and cannot wear away.
- Unique glue-up wall system includes a single back panel, two side panels and two corner molding strips.
- Optional **TK-105** trim kit available.



## SPECIFICATIONS

### SSWP-4872 Whirlpool Tub 3-Panel Wall Kit

Model	Part	Tub Area Designed To Fit	Ship Wt. Lb.	Ship FedEx	Carton Dims. In.	Cu. Ft.
SSWP-4872	SSo4872WP	48" D x 72" W (1219 mm x 1829 mm) (or smaller)	214	—	75 x 62 x 3	6.64

Kit Includes: One flat back panel, two flat side panels, two corner moldings, two soap dishes and installation materials.

Packaging: Each kit is packed in a flat, rectangular carton.

## ACCESSORIES

See pages 59-60 for complete listing of all wall accessories.

## STANDARDS AND RATINGS

American Society of Testing and Materials (ASTM) E-84: Class A Flame Spread Rating

American National Standard Institute—ANSI Z124.6

International Association of Plumbing and Mechanical Officials (IAPMO)—Listed

cUPC listed—Certified to CSA Test Standard B45.5 by IAPMO

Uniform Plumbing Code (UPC)

For a complete list of tests and results see the Technical Data Sheet.

## SUPPORT DOCUMENTS

Installation instructions available at [swanstone.com](http://swanstone.com).



## COLORS

(See inside back cover for color sample.)

### Solid Colors:

- White (010)
- Bone (037)
- Bisque (018)
- Bright White (137)
- Pearl (138)

### Aggregate Colors:

- Acorn (123)
- Almond Galaxy (046)
- Arctic Granite (035)
- Baby's Breath (168)
- Barley (091)
- Bermuda Sand (040)
- Canyon (124)
- Caraway Seed (169)
- Cloud Bone (126)
- Cloud White (125)
- Cornflower (063)
- Glacier (121)

- Golden Steppe (128)
- Gray Granite (042)
- Ice (130)
- Indian Grass (071)
- Mountain Haze (129)
- Night Sky (012)
- Pebble (072)
- Prairie (122)
- Sierra (094)
- Tahiti Desert (050)
- Tahiti Gray (053)
- Tahiti Ivory (059)
- Tahiti Matrix (058)
- Tahiti Sand (051)
- Tahiti Terra (055)
- Tahiti White (011)
- Tundra (131)
- Winter Wheat (060)

## MAINTENANCE AND CLEANING INFORMATION

Clean regularly with common household liquid cleaners and rinse within five minutes of application. Occasional scrubbing with abrasive cleaners ensures that the original luster will be maintained. **Do not** use "leave on" cleaning products, such as automatic spray shower cleaners. Prolonged contact with harsh chemicals could have an adverse reaction over time and discolor surfaces. **Do not** use cleaning agents that caution use on acrylic, polyester or plastics.



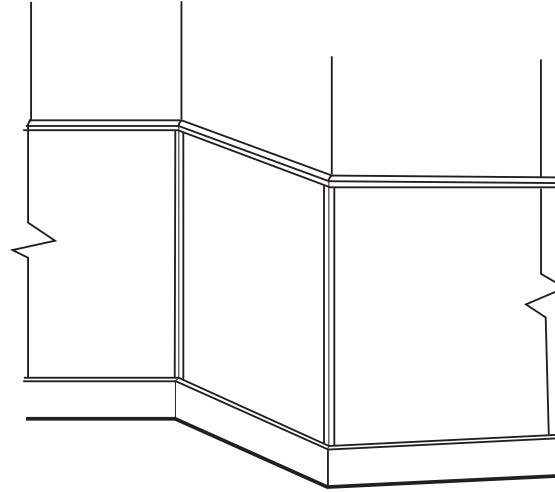
**Manufactured from Swanstone solid surface**  
(See page 2 for detailed information.)

*Recommended for high-use traffic areas and commercial surfaces.*

WARRANTY  
Limited Lifetime – Residential  
Limited 25-year – Commercial

## FEATURES

- Swanstone protective wall coverings are perfect for commercial spaces and high-traffic, high-pressure areas like shipping rooms, hallways and elevator interiors.
- Reinforced solid surface means color and texture run all the way through and cannot wear away.
- Resistant to cracks, gouges and dings.
- Durable and easy to clean.
- Renewable surface which can be repaired if necessary.
- Compression molding means superior durability.



Wainscoting Panels

## SPECIFICATIONS

### Swanstone Wainscoting Panels

Model	Part	Description	Carton Dims. In.
SS-3696SK	SS03696SK	36" H x 96" W Skidded Panels	—
SS-4896SK	SS04896SK	48" H x 96" W Skidded Panels	—
SS-30145SK	SS30145SK	30" H x 145" W Skidded Panels	—
DWP-9636WB-1	DP09636WB01	36" H x 96" W Wainscot Beadboard	98 x 38 x 4

### Wainscoting Accessories

Model	Part	Description	Colors
ECPM-96	ECPM96	End Cap Molding	White (010), Bone (037), Black (085)
ICPM-96	ICPM96	Inside Corner Molding	White (010), Bone (037), Black (085)
OCPM-96	OCPM96	Outside Corner Molding	White (010), Bone (037), Black (085)

Mixed colors and models permissible on all accessories.

Swanstone Decorative Panels: See page 52 for more design options.

**NOTE:** Solid colors are not recommended due to increased maintenance.

## STANDARDS AND RATINGS

American Society of Testing and Materials (ASTM) E-84: Class A Flame Spread Rating  
American National Standard Institute—ANSI Z124.6

International Association of Plumbing and Mechanical Officials (IAPMO)—Listed  
cUPC listed—Certified to CSA Test Standard B45.5 by IAPMO  
Uniform Plumbing Code (UPC)

For a complete list of tests and results see the Technical Data Sheet.

## SUPPORT DOCUMENTS

Installation instructions available at [swanstone.com](http://swanstone.com).



## COLORS

(See inside back cover for color sample.)

### Solid Colors:

- White (010)
- Bone (037)
- Bisque (018)
- Bright White (137)
- Pearl (138)

### Aggregate Colors:

- Acorn (123) 🍂
- Almond Galaxy (046)
- Arctic Granite (035)
- Baby's Breath (168)
- Barley (091)
- Bermuda Sand (040)
- Canyon (124) 🍂
- Caraway Seed (169)
- Cloud Bone (126)
- Cloud White (125)
- Cornflower (063)
- Glacier (121) 🍂

- Golden Steppe (128)
- Gray Granite (042)
- Ice (130)
- Indian Grass (071)
- Mountain Haze (129)
- Night Sky (012)
- Pebble (072)
- Prairie (122) 🍂
- Sierra (094)
- Tahiti Desert (050)
- Tahiti Gray (053)
- Tahiti Ivory (059)
- Tahiti Matrix (058)
- Tahiti Sand (051)
- Tahiti Terra (055)
- Tahiti White (011)
- Tundra (131)
- Winter Wheat (060)

## MAINTENANCE AND CLEANING INFORMATION

Clean regularly with common household liquid cleaners and rinse within five minutes of application. Occasional scrubbing with abrasive cleaners ensures that the original luster will be maintained. **Do not** use "leave on" cleaning products, such as automatic spray shower cleaners. Prolonged contact with harsh chemicals could have an adverse reaction over time and discolor surfaces.

**Do not** use cleaning agents that caution use on acrylic, polyester or plastics.

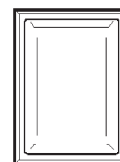
**WALL ACCESSORIES**

**WARRANTY**  
 Limited Lifetime – Residential  
 Limited 25-year – Commercial

**AS-1075 Recessed Accessory Shelf**

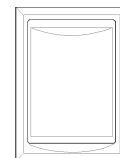
Model	Part	Dimensions	Ship Wt. Lb.	Ship FedEx	Carton Dims. In.	Cu. Ft.
AS-1075	AS01075	10-3/4" H x 7-1/2" W x 4-1/8" D	5	FedEx	14 x 10 x 6	.49

Kit Includes: One recessed shelf and one tube of clear silicone. Installs vertically or horizontally between studs. Packed in individual cartons.


**AS-1075**
**SS-7211 Corner Soap Dish**

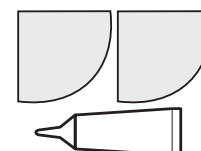
Model	Part	Dimensions	Ship Wt. Lb.	Ship FedEx	Carton Dims. In.	Cu. Ft.
SS-7211	SS07211	5-3/4" W x 11" H	5	FedEx	14 x 11 x 7	.62

Kit Includes: One molded soap dish, one tube of clear silicone and one tube of color coordinated silicone. Installs in corner only. Packed in individual cartons.


**SS-7211**
**ES-2 Corner Soap Dish**


Model	Part	Dimensions	Ship Wt. Lb.	Ship FedEx	Carton Dims. In.	Cu. Ft.
ES-2	ES20000	4-3/4" D x 4-3/4" W	2	FedEx	13 x 7 x 4	.21

Kit Includes: Two soap dishes plus one tube of silicone. Installs in corner only. Packed in individual cartons. See corner molding, page 90.


**ES-2**
**RS-2215 Recessed Shampoo Shelf**

Model	Part	Dimensions	Ship Wt. Lb.	Ship FedEx	Carton Dims. In.	Cu. Ft.
RS-2215	RS02215	22" H x 15" W x 4-5/16" D	12	FedEx	27 x 20 x 7	2.19

Kit Includes: One recessed shampoo shelf and one tube of silicone. Installs vertically between studs. Packed in individual cartons.

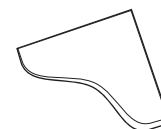

**RS-2215**
**CCSS-1125 Crystal Colors Soap Shelf**

Model	Part	Dimensions	Ship Wt. Lb.	Ship FedEx	Carton Dims. In.	Cu. Ft.
CCSS-1125	CCSS1125	11-1/4" D x 11-1/4" W	3	FedEx	12 X 12 X 1.5	.13

Only available in Crystal Colors

Packaging: All above items are packed in individual cartons.

See back cover for complete listing of colors available for each accessory.


**Soap Shelf  
CCSS-1125**
**CS-1616 Corner Shower Seat**

Model	Part	Dimensions	Ship Wt. Lb.	Ship FedEx	Carton Dims. In.	Cu. Ft.
CS-1616	CS01616	16-5/16" D x 16-5/16" W x 4" H	20	FedEx	22 x 22 x 5	1.40

Kit Includes: One Swanstone shower seat, one stainless steel mounting bracket, six lag bolts and washers, and one tube of adhesive. Packed in individual cartons.

See inside back cover for complete listing of colors available for each accessory.


**CS-1616**

capacity 300 lbs.





## WALL ACCESSORIES

WARRANTY  
Limited Lifetime – Residential  
Limited 25-year – Commercial

## DSP-2 Tub Wall Soap Dish Panel

Model	Part	Dimensions	Ship Wt. Lb.	Ship FedEx	Carton Dims. In.	Cu. Ft.
DSP-2	SS60000SD	6-1/2" W x 60" H	9	FedEx	61 x 8 x 5	

1.42Kit Includes: One 6-1/2" x 60" panel with two molded-in soap and bottle shelves, and complete installation instructions.

## Swanstone Wall Panel Trim Kits

Model	Part	Dimensions	Ship Wt. Lb.	Ship FedEx	Carton Dims. In.	Cu. Ft.
TK-6072	TK06072	–	23	FedEx	76 x 10 x 3	1.32
TK-105	TK00105	–	32	–	107 x 10 x 3	1.86
TK-105-TP	TK00105TP	–	10	–	107 x 10 x 3	1.86

TK-6072 accommodates Swanstone 60" or 72" high bathtub and shower wall panel systems.

Kit Includes: Four 3-7/8" x 74" trim strips, two 1-1/4" x 1/2" x 72" corner moldings, one tube of adhesive, one tube of caulk and installation instructions.

TK-105 accommodates Swanstone 96" high shower wall panel system.

Kit Includes: Two 3-7/8" x 105" trim strips, two 3-7/8" x 74" trim strips, two 1-1/4" x 1/2" x 96" corner moldings, one tube of adhesive, one tube of caulk and installation instructions.

TK-105-TP: Single trim piece

Kit includes: One 3-7/8" x 105" trim piece. Can be cut to use with 72" walls.

## Swanstone Corner Moldings (set of 2)

Model	Part	Dimensions	Ship Wt. Lb.	Ship FedEx	Carton Dims. In.	Cu. Ft.
CM-2072	CM00072	1/2" D x 1-1/4" W x 72" H	4	FedEx	73 x 2 x 2	.17
CM-2096	CM00096	1/2" D x 1-1/4" W x 96" H	6	FedEx	97 x 2 x 2	.22

## TK-0372 Batten Strip

Model	Part	Dimensions	Ship Wt. Lb.	Ship FedEx	Carton Dims. In.	Cu. Ft.
TK-0372	TK00372	1/4" D x 3-3/4" W x 72" H	5	FedEx	73 x 4 x 1	.17

Kit Includes: One 3-3/4" x 72" flat batten strip

## SSWTK-1 Swanstone Window Trim Kit

Model	Part	Dimensions	Ship Wt. Lb.	Ship FedEx	Carton Dims. In.	Cu. Ft.
SSWTK-1 (single)	TK03610	–	30	FedEx	37 x 12 x 4	1.03

Designed for window sill applications up to 36" wide and 10" deep.

Kit Includes: One horizontal Swanstone sill panel, two vertical Swanstone jamb panels and installation materials.

Packaging: Packed in individual cartons, both singly\* and with a master carton (6 pack).

## SS-29 and SS-72 Installation Kits

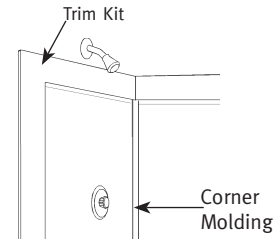
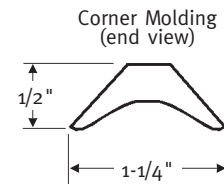
Model	Part	Dimensions	Ship Wt. Lb.	Ship FedEx	Carton Dims. In.	Cu. Ft.
SS-29*	SS29000	–	6	FedEx	12 x 7 x 7	.34
SS-72**	SS72000	–	2	FedEx	14 x 7 x 4	.23

\*Kit Includes: Four tubes of clear silicone and one tube of color-coordinated silicone to mount wall panels.

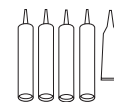
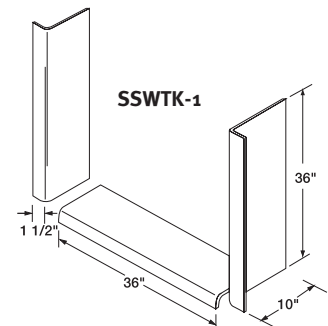
One kit per tub wall panel system. Packed in individual cartons.

\*\*Kit Includes: One tube of clear silicone and one tube of color-coordinated silicone to attach single panel to any properly prepared surface. For multiple panel applications, more than one kit will be required. One kit per panel. Packed in individual cartons.

DSP-2

TK-6072  
TK-105CM2072  
CM2096Batten Strip  
TK0372

SSWTK-1



SS-29



SS-72



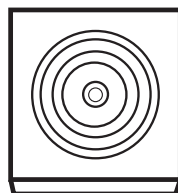
**Manufactured from Swanstone solid surface**  
(See page 2 for detailed information.)

*Recommended for high-use traffic areas and commercial surfaces.*


**WARRANTY**  
Limited Lifetime – Residential  
Limited 25-year – Commercial

## FEATURES

- Gorgeous traditional American molding made from solid surface.
- Reversible—both molding and rosettes are two-sided (each side has one design).
- Finish Swanstone Tub and Shower Walls with decorative molding.
- Also makes beautiful casing around doors, windows and mirrors.
- Coordinates with Swanstone Vanity Tops.



Circles



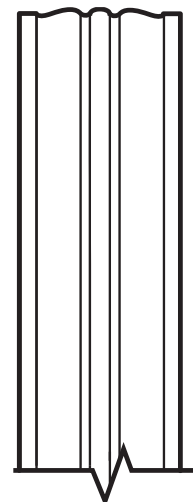
Star

### Rosettes


4" wide x 4" high x 5/8" deep  
(102 mm x 102 mm x 16mm)

### Molding

3-3/4" wide x 105" high x 9/16" deep  
(83 mm x 2667 mm x 14 mm)



Butterfly



Fluted

## SPECIFICATIONS

### Molding and Rosette Kits

Model	Part	Description	Ship Wt. Lb.	Ship FedEx	Carton Dims. In.	Cu. Ft.
TC-6072TR	TC06072TR	3 Molding Pieces & 4 Rosettes	32	—	107 x 10 x 3	1.86
TC-105TR	TC00105TR	4 Molding Pieces & 4 Rosettes	40	—	107 x 10 x 3	1.86
TC-4105TR	TC04105	3-3/4" W x 105" H Molding Piece	10	—	107 x 10 x 3	1.86
TC-0404TR	TC00404	2 (4" W x 4" H) Rosettes	5	FedEx	14 x 7 x 4	0.23

TC-6072TR accommodates Swanstone 60" and 72" high bathtub and shower wall panel systems.

Kit Includes: Three 3-3/4" x 105" moldings, four 4" x 4" rosettes and installation materials.

TC-105TR accommodates Swanstone 96" high shower wall panel systems.

Kit Includes: Four 3-3/4" x 105" moldings, four 4" x 4" rosettes and installation materials.

Packaging: Each kit is packed in an individual carton.

## STANDARDS AND RATINGS

American Society of Testing and Materials (ASTM) E-84: Class A Flame Spread Rating

American National Standard Institute—ANSI Z124.6

International Association of Plumbing and Mechanical Officials (IAPMO)—Listed

cUPC listed—Certified to CSA Test Standard B45.5 by IAPMO

Uniform Plumbing Code (UPC)

For a complete list of tests and results see the Technical Data Sheet.

## SUPPORT DOCUMENTS

Installation instructions available at [swanstone.com](http://swanstone.com).



## COLORS

(See inside back cover for color sample.)

### Solid Colors:

- White (010)
- Bone (037)
- Bisque (018)
- Bright White (137)
- Pearl (138)

### Aggregate Colors:

- Acorn (123) 🍂
- Almond Galaxy (046)
- Arctic Granite (035)
- Baby's Breath (168)
- Barley (091)
- Bermuda Sand (040)
- Canyon (124) 🍂
- Caraway Seed (169)
- Cloud Bone (126)
- Cloud White (125)
- Cornflower (063)
- Glacier (121) 🍂

- Golden Steppe (128)
- Gray Granite (042)
- Ice (130)
- Indian Grass (071)
- Mountain Haze (129)
- Night Sky (012)
- Pebble (072)
- Prairie (122) 🍂
- Sierra (094)
- Tahiti Desert (050)
- Tahiti Gray (053)
- Tahiti Ivory (059)
- Tahiti Matrix (058)
- Tahiti Sand (051)
- Tahiti Terra (055)
- Tahiti White (011)
- Tundra (131)
- Winter Wheat (060)

## MAINTENANCE AND CLEANING INFORMATION

Clean regularly with common household liquid cleaners and rinse within five minutes of application. Occasional scrubbing with abrasive cleaners ensures that the original luster will be maintained. **Do not** use "leave on" cleaning products, such as automatic spray shower cleaners. Prolonged contact with harsh chemicals could have an adverse reaction over time and discolor surfaces.

**Do not** use cleaning agents that caution use on acrylic, polyester or plastics.



## SB-1248 Shower Bench Seat Top

## SWANSTONE BENCH SEAT TOP

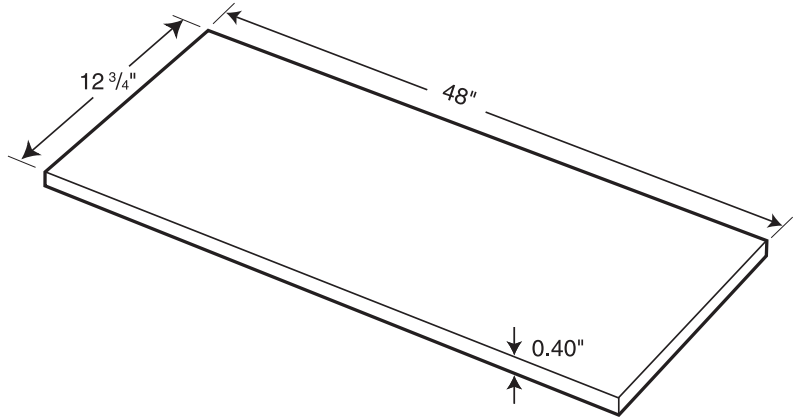
**Manufactured from Swanstone solid surface**  
(See page 2 for detailed information.)

*Recommended for high-use traffic areas and commercial surfaces.*

**WARRANTY**  
Limited Lifetime – Residential  
Limited 25-year – Commercial

### FEATURES

- Finished edges on both sides for installing either right or left side.
- 48-inch width fits a variety of shower sizes.
- Seat is two times thicker than wall panels.
- Reinforced solid surface means color and texture run all the way through and cannot wear away.
- Will not mold or mildew, no grout to clean.
- Compression molding means superior durability.



### SPECIFICATIONS

#### SB-1248 Shower Bench Seat Top

Model	Part	Nominal Dimensions	Ship Wt. Lb.	Ship FedEx	Carton Dims. In.	Cu. Ft.
SB-1248	SB01248	12-3/4" x 48" (324 mm x 1219 mm)	16	FedEx	51 x 14 x 1.5	.65

Includes: One 12" x 48" shower bench seat

Packaging: Each kit is packed in an individual carton.

### COLORS

(See inside back cover for color sample.)

#### Solid Colors:

- White (010)
- Bone (037)
- Bisque (018)
- Bright White (137)
- Pearl (138)

#### Aggregate Colors:

- Acorn (123) 🍂
- Almond Galaxy (046)
- Arctic Granite (035)
- Baby's Breath (168)
- Barley (091)
- Bermuda Sand (040)
- Canyon (124) 🍂
- Caraway Seed (169)
- Cloud Bone (126)
- Cloud White (125)
- Cornflower (063)
- Glacier (121) 🍂

- Golden Steppe (128)
- Gray Granite (042)
- Ice (130)
- Indian Grass (071)
- Mountain Haze (129)
- Night Sky (012)
- Pebble (072)
- Prairie (122) 🍂
- Sierra (094)
- Tahiti Desert (050)
- Tahiti Gray (053)
- Tahiti Ivory (059)
- Tahiti Matrix (058)
- Tahiti Sand (051)
- Tahiti Terra (055)
- Tahiti White (011)
- Tundra (131)
- Winter Wheat (060)

### STANDARDS AND RATINGS

American Society of Testing and Materials (ASTM) E-84: Class A Flame Spread Rating

American National Standard Institute—ANSI Z124.6

International Association of Plumbing and Mechanical Officials (IAPMO)—Listed  
cUPC listed—Certified to CSA Test Standard B45.5 by IAPMO

Uniform Plumbing Code (UPC)

For a complete list of tests and results see the Technical Data Sheet.

### SUPPORT DOCUMENTS

Installation instructions available at [swanstone.com](http://swanstone.com).



### MAINTENANCE AND CLEANING INFORMATION

Clean regularly with common household liquid cleaners and rinse within five minutes of application. Occasional scrubbing with abrasive cleaners ensures that the original luster will be maintained. **Do not** use "leave on" cleaning products, such as automatic spray shower cleaners. Prolonged contact with harsh chemicals could have an adverse reaction over time and discolor surfaces.

**Do not** use cleaning agents that caution use on acrylic, polyester or plastics.



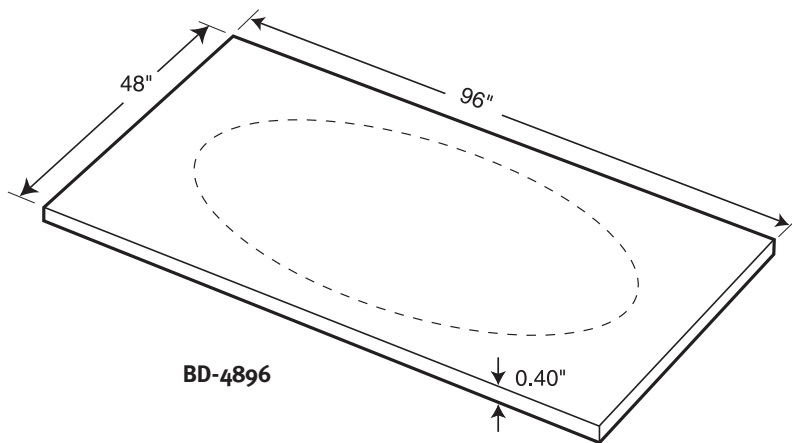
**Manufactured from Swanstone solid surface**  
(See page 2 for detailed information.)

*Recommended for high-use traffic areas and commercial surfaces.*

**WARRANTY**  
Limited Lifetime – Residential  
Limited 25-year – Commercial

## FEATURES

- Fits most whirlpool-style drop-in tubs.
- Deck is two times thicker than wall panels.
- All four sides are finished.
- Reinforced solid surface means color and texture run all the way through and cannot wear away.
- Will not mold or mildew, no grout to clean.
- Compression molding means superior durability.



## SPECIFICATIONS

### BD-4896 Bathtub Deck

Model	Part	Ship Dimensions	Ship Wt. Lb.	Carton FedEx	Dims. In.	Cu. Ft.
BD-4896	BD04896	48"D x 96"W (1219 mm x 2438 mm)	210	—	102 x 56 x 4	12.70

Includes: One 48" x 96" bathtub deck.

Packaging: Each kit is packed in an individual carton.

## STANDARDS AND RATINGS

American Society of Testing and Materials (ASTM) E-84: Class A Flame Spread Rating

American National Standard Institute—ANSI Z124.6

International Association of Plumbing and Mechanical Officials (IAPMO)—Listed

cUPC listed—Certified to CSA Test Standard B45.5 by IAPMO

Uniform Plumbing Code (UPC)

For a complete list of tests and results see the Technical Data Sheet.

## SUPPORT DOCUMENTS

Installation instructions available at [swanstone.com](http://swanstone.com).



## COLORS

(See inside back cover for color sample.)

### Solid Colors:

- White (010)
- Bone (037)
- Bisque (018)
- Bright White (137)
- Pearl (138)

### Aggregate Colors:

- Acorn (123) 🍂
- Almond Galaxy (046)
- Arctic Granite (035)
- Baby's Breath (168)
- Barley (091)
- Bermuda Sand (040)
- Canyon (124) 🍂
- Caraway Seed (169)
- Cloud Bone (126)
- Cloud White (125)
- Cornflower (063)
- Glacier (121) 🍂

- Golden Steppe (128)
- Gray Granite (042)
- Ice (130)
- Indian Grass (071)
- Mountain Haze (129)
- Night Sky (012)
- Pebble (072)
- Prairie (122) 🍂
- Sierra (094)
- Tahiti Desert (050)
- Tahiti Gray (053)
- Tahiti Ivory (059)
- Tahiti Matrix (058)
- Tahiti Sand (051)
- Tahiti Terra (055)
- Tahiti White (011)
- Tundra (131)
- Winter Wheat (060)

## MAINTENANCE AND CLEANING INFORMATION

Clean regularly with common household liquid cleaners and rinse within five minutes of application. Occasional scrubbing with abrasive cleaners ensures that the original luster will be maintained. **Do not** use "leave on" cleaning products, such as automatic spray shower cleaners. Prolonged contact with harsh chemicals could have an adverse reaction over time and discolor surfaces.

**Do not** use cleaning agents that caution use on acrylic, polyester or plastics.



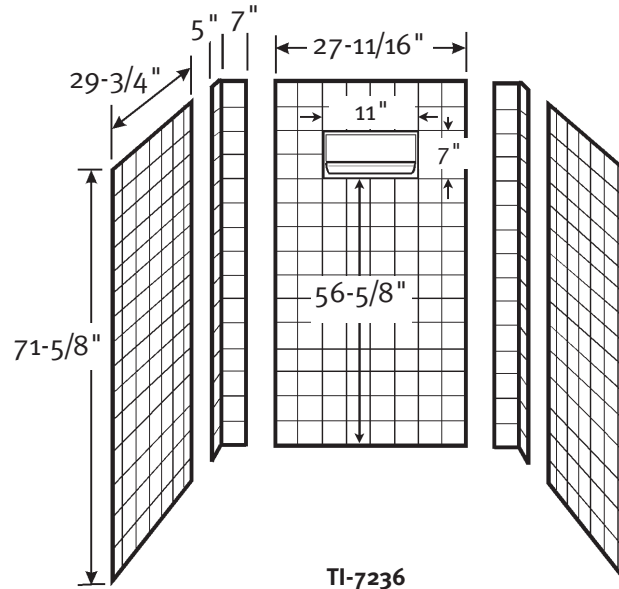
## TI-7236 SwanTile™ Shower Wall Kit SWANTILE™ SHOWER WALL KITS

**Manufactured from Veritek®**  
(See page 2 for detailed information.)

**WARRANTY**  
Limited Lifetime – Residential  
Limited 5-year – Commercial

### FEATURES

- Compression molded Veritek® is a composite material with no surface coating to chip or crack.
- For use with Swanstone, Veritek® and other standard shower floors.
- Glue-up five piece shower wall panel system.



### TI-7236

Designed to fit wall areas  
31" – 36" deep x 29-1/4" – 39-3/4" wide x 71-5/8" high  
(787 mm – 914 mm x 743 mm – 1010 mm x 1819 mm)

### SPECIFICATIONS

#### TI-7236 SwanTile™ Shower Wall Kit

Model	Part	Wall Area Designed To Fit	Ship Wt. Lb.	Ship FedEx	Carton Dims. In.	Cu. Ft.
TI-7236	TI07236	31" – 36" D x 29-1/4" – 39-3/4" W x 71-5/8" H (787 mm – 914 mm x 743 mm – 1010 mm x 1819 mm)	73	–	73 x 32 x 6	8.12

Kit Includes: One back panel with molded-in soap dish, two corner panels, two side panels and installation materials.

Packaging: Each kit is packed in a flat, rectangular carton.

### COLORS

(See inside back cover for color sample.)

- White (010)
- Bone (037)
- Bisque (018)
- Bright White (137)
- Pearl (138)

### MAINTENANCE AND CLEANING INFORMATION

Clean regularly with common household liquid cleaners and a sponge or soft cloth. For hard water stains, scale removers can be used. To protect finish, fiberglass wax or automotive paste wax can be applied. **Do not** use abrasive cleaners or scouring pads. Do not use "leave on" cleaning products, such as automatic spray shower cleaners. Prolonged contact with harsh chemicals could have an adverse reaction over time and discolor surfaces. **Do not** use cleaning agents that caution use on acrylic, polyester or plastics.

### SUPPORT DOCUMENTS

Installation instructions available at [swanstone.com](http://swanstone.com).







**Manufactured from Veritek®**  
(see page 2 for detailed information)

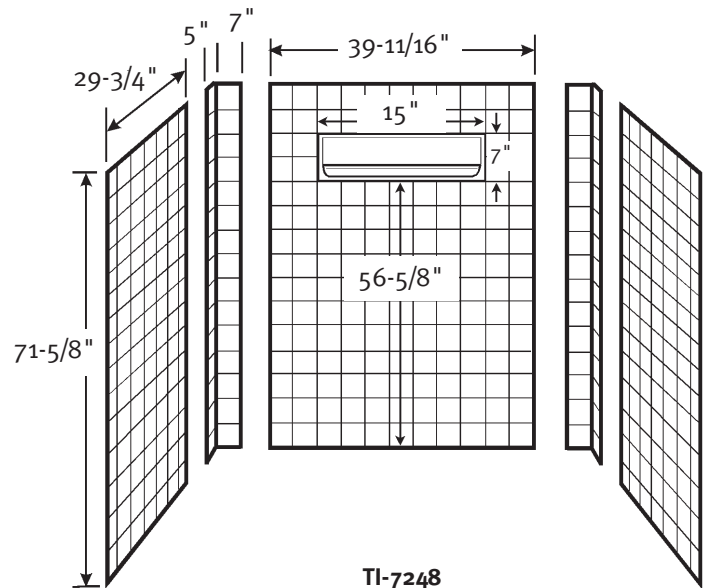
**WARRANTY**  
Limited Lifetime – Residential  
Limited 5-year – Commercial

## FEATURES

- Elegant look of ceramic tile with no grout to clean.
- Compression molded Veritek® is a composite material with no surface coating to chip or crack.
- For use with Swanstone, Veritek® and other standard shower floors.
- Glue-up five piece shower wall panel system.

### TI-7248

Designed to fit wall areas  
31" – 36" deep x 41-1/4" – 51-3/4" wide x 71-5/8" high  
(787 mm – 914 mm x 1043 mm – 1314 mm x 1819)



TI-7248

## SPECIFICATIONS

### TI-7248 SwanTile™ Shower Wall Kit

Model	Part	Wall Area Designed To Fit	Ship Wt. Lb.	Ship FedEx	Carton Dims. In.	Cu. Ft.
TI-7248	TI07248	31" – 36" D x 41-1/4" – 51-3/4" W x 71-5/8" H (787 mm – 914 mm x 1043 mm – 1314 mm x 1819 mm)	85	–	74 x 43 x 8	14.74

Kit Includes: One back panel with molded-in soap dish, two corner panels, two side panels and installation materials.

Packaging: Each kit is packed in a flat, rectangular carton.

## COLORS

(See inside back cover for color sample.)

- White (010)
- Bone (037)
- Bisque (018)
- Bright White (137)
- Pearl (138)

## SUPPORT DOCUMENTS

Installation instructions available at [swanstone.com](http://swanstone.com).



## MAINTENANCE AND CLEANING INFORMATION

Clean regularly with common household liquid cleaners and a sponge or soft cloth. For hard water stains, scale removers can be used. To protect finish, fiberglass wax or automotive paste wax can be applied. **Do not** use abrasive cleaners or scouring pads. Do not use "leave on" cleaning products, such as automatic spray shower cleaners. Prolonged contact with harsh chemicals could have an adverse reaction over time and discolor surfaces. **Do not** use cleaning agents that caution use on acrylic, polyester or plastics.



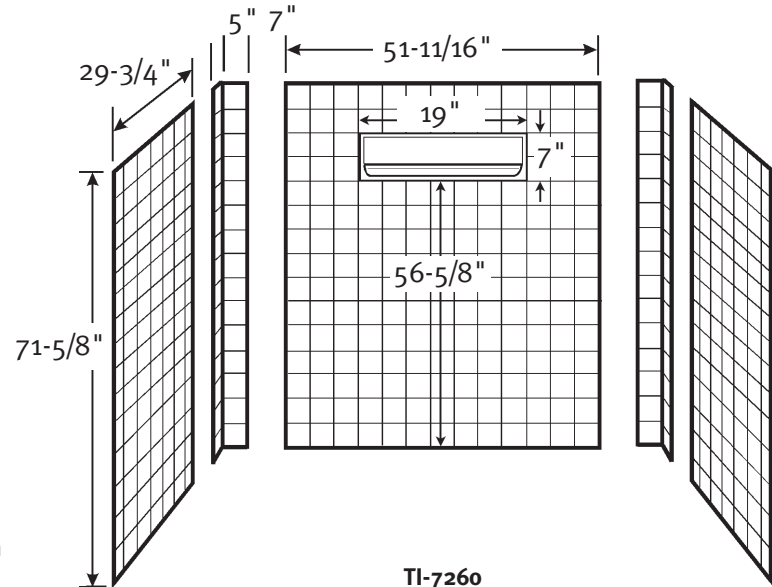
## TI-7260 SwanTile™ Shower Wall Kit SWANTILE™ SHOWER WALL KITS

Manufactured from Veritek®  
(See page 2 for detailed information.)

WARRANTY  
Limited Lifetime – Residential  
Limited 5-year – Commercial

### FEATURES

- Compression molded Veritek® is a composite material with no surface coating to chip or crack.
- For use with Swanstone, Veritek® and other standard shower floors.
- Glue-up five piece shower wall panel system.



### TI-7260

Designed to fit wall areas  
31" – 36" deep x 53-1/4" – 64-3/4" wide x 71-5/8" high  
(787 mm – 914 mm x 1314 mm – 1645 mm x 1819 mm)

### SPECIFICATIONS

#### TI-7260 SwanTile™ Shower Wall Kit

Model	Part	Wall Area Designed To Fit	Ship Wt. Lb.	Ship FedEx	Carton Dims. In.	Cu. Ft.
TI-7260	TI07260	31" – 36" D x 53-1/4" – 64-3/4" W x 71-5/8" H (787 mm – 914 mm x 1314 mm – 1645 mm x 1819 mm)	95	–	73 x 55 x 6	13.94

Kit Includes: One back panel with molded-in soap dish, two corner panels, two side panels and installation materials.

Packaging: Each kit is packed in a flat, rectangular carton.

### COLORS

(See inside back cover for color sample.)

- White (010)
- Bone (037)
- Bisque (018)
- Bright White (137)
- Pearl (138)

### MAINTENANCE AND CLEANING INFORMATION

CClean regularly with common household liquid cleaners and a sponge or soft cloth. For hard water stains, scale removers can be used. To protect finish, fiberglass wax or automotive paste wax can be applied. **Do not** use abrasive cleaners or scouring pads. Do not use "leave on" cleaning products, such as automatic spray shower cleaners. Prolonged contact with harsh chemicals could have an adverse reaction over time and discolor surfaces. **Do not** use cleaning agents that caution use on acrylic, polyester or plastics.

### SUPPORT DOCUMENTS

Installation instructions available at [swanstone.com](http://swanstone.com).





Manufactured from Veritek®  
(See page 2 for detailed information.)

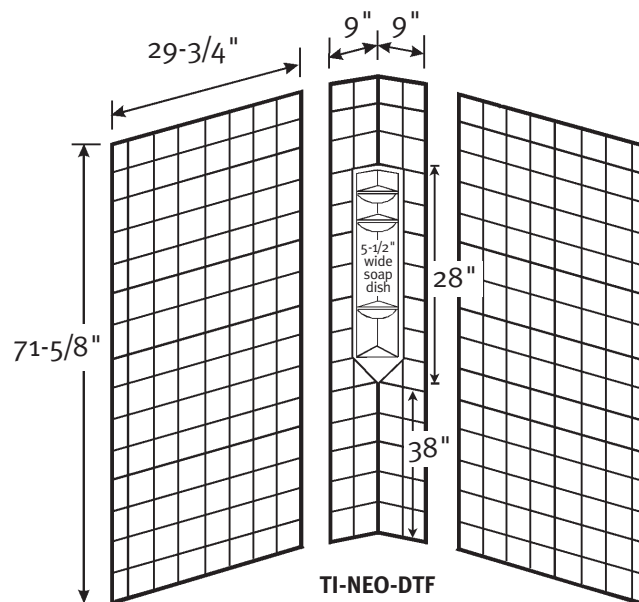
WARRANTY  
Limited Lifetime – Residential  
Limited 5-year – Commercial

## FEATURES

- Compression molded Veritek® is a composite material with no surface coating to chip or crack.
- For use with Swanstone, Veritek® and other standard shower floors.
- Glue-up three piece shower wall panel system.

### TI-NEO-DTF

Designed to fit wall areas  
36"-38"D to 36"-38"W x 71-5/8" high  
(914 mm x 914 mm to 965 mm x 965 mm x 1819 mm)



## SPECIFICATIONS

### TI-NEO-DTF SwanTile™ Shower Wall Kit

Model	Part	Wall Area Designed To Fit	Ship Wt. Lb.	Ship FedEx	Carton Dims. In.	Cu. Ft.
TI-NEO-DTF	NE00000TI	36"-38" D to 36"-38"W x 71-5/8" H (914 mm x 914 mm to 965 mm x 965 mm x 1819 mm)	57	–	73 x 32 x 8	10.82

Kit Includes: One back panel with molded-in shelves, two side panels, two apron strips and installation materials.

Packaging: Each kit is packed in a flat, rectangular carton.

## COLORS

(See inside back cover for color sample.)

- White (010)
- Bone (037)
- Bisque (018)
- Bright White (137)
- Pearl (138)

## SUPPORT DOCUMENTS

Installation instructions available at [swanstone.com](http://swanstone.com).



## MAINTENANCE AND CLEANING INFORMATION

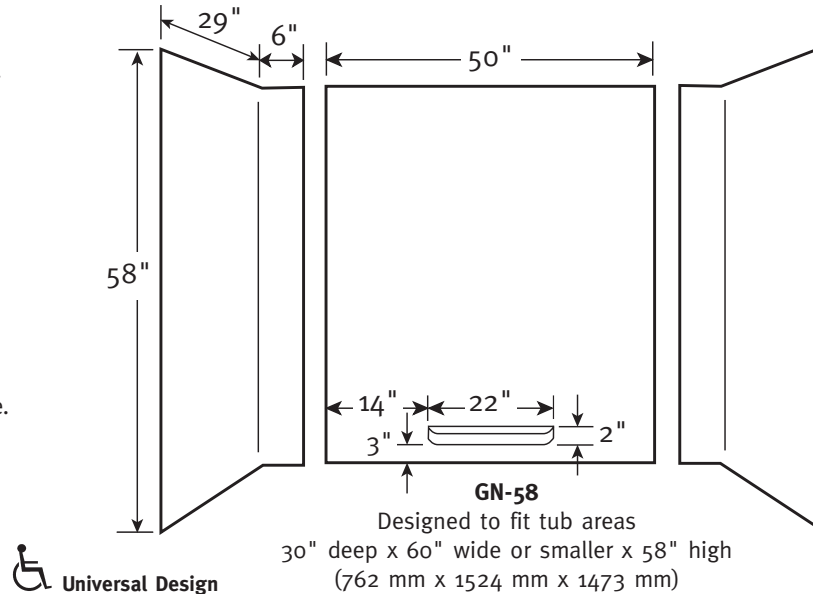
Clean regularly with common household liquid cleaners and a sponge or soft cloth. For hard water stains, scale removers can be used. To protect finish, fiberglass wax or automotive paste wax can be applied. **Do not** use abrasive cleaners or scouring pads. Do not use "leave on" cleaning products, such as automatic spray shower cleaners. Prolonged contact with harsh chemicals could have an adverse reaction over time and discolor surfaces. **Do not** use cleaning agents that caution use on acrylic, polyester or plastics.

**Manufactured from Veritek®**  
(See page 2 for detailed information.)

**WARRANTY**  
Limited Lifetime – Residential  
Limited 5-year – Commercial

## FEATURES

- Will not mold or mildew, no grout to clean.
- Ideal for both remodeling projects and new construction.
- Meets ADA guidelines for soap dish height and grab bar installation.
- Affordable wall system made of Veritek® with no surface coating to chip or crack—color runs throughout.
- The **GN-58** is a glue-up three piece compression-molded composite with molded-in color and a natural gloss surface.



## SPECIFICATIONS

### GN-58 Veritek® 3-Panel Tub Wall Kit

Model	Part	Tub Area Designed To Fit	Ship Wt. Lb.	Ship FedEx	Carton Dims. In.	Cu. Ft.
GN-58	GN58000	30" D x 60" W* x 58" H (*or smaller) (762 mm x 1524 mm x 1473 mm)	57	—	61 x 61 x 6	12.92

Kit Includes: One back panel with molded-in soap dish, two end panels and installation materials.

Packaging: Each kit is packed in a flat, rectangular carton.

## COLORS

(See inside back cover for color sample.)

### Solid Colors:

- White (010)
- Bone (037)
- Bisque (018)
- Bright White (137)
- Pearl (138)

### Aggregate Colors:

- Bermuda Sand (040)
- Cloud Bone (126)
- Cloud White (125)
- Gray Granite (042)
- Tahiti Desert (050)

## SUPPORT DOCUMENTS

Installation instructions available at [swanstone.com](http://swanstone.com).

 **MADE IN USA**

## MAINTENANCE AND CLEANING INFORMATION

Clean regularly with common household liquid cleaners and a sponge or soft cloth. For hard water stains, scale removers can be used. To protect finish, fiberglass wax or automotive paste wax can be applied. **Do not** use abrasive cleaners or scouring pads. **Do not** use "leave on" cleaning products, such as automatic spray shower cleaners. Prolonged contact with harsh chemicals could have an adverse reaction over time and discolor surfaces. **Do not** use cleaning agents that caution use on acrylic, polyester or plastics.

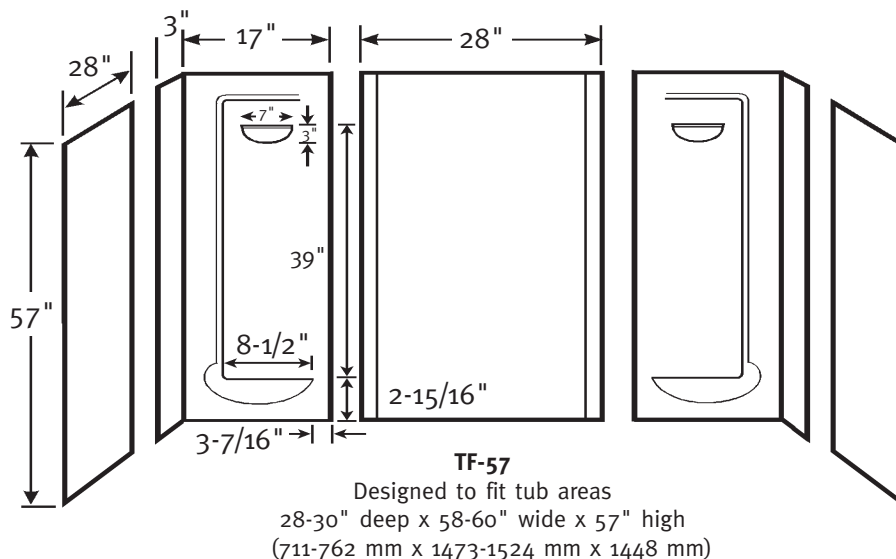


**Manufactured from Veritek®**  
(See page 2 for detailed information.)

WARRANTY  
Limited Lifetime – Residential  
Limited 5-year – Commercial

## FEATURES

- Will not mold or mildew, no grout to clean.
- Ideal for both remodeling projects and new construction.
- Affordable wall system made of Veritek® with no surface coating to chip or crack—color runs throughout.
- The **TF-57** is a glue-up five piece unit with a softly textured surface.



## SPECIFICATIONS

### TF-57 Veritek® 5-Panel Tub Wall Kit

Model	Part	Tub Area Designed To Fit	Ship Wt. Lb.	Ship FedEx	Carton Dims. In.	Cu. Ft.
TF-57	TF57000	28-30" D x 58-60" W x 57" H (711-762 mm x 1473-1524 mm x 1448 mm)	58	—	60 x 31 x 5	5.39

Kit Includes: One back panel, two corner panels with four molded-in shampoo shelves and soap dishes, two side panels and installation materials.

Packaging: Each kit is packed in a flat, rectangular carton.

## COLORS

(See inside back cover for color sample.)

- White (010)
- Bone (037)
- Bisque (018)
- Bright White (137)
- Pearl (138)

## SUPPORT DOCUMENTS

Installation instructions available at [swanstone.com](http://swanstone.com).



## MAINTENANCE AND CLEANING INFORMATION

Clean regularly with common household liquid cleaners and a sponge or soft cloth. For hard water stains, scale removers can be used. To protect finish, fiberglass wax or automotive paste wax can be applied. **Do not** use abrasive cleaners or scouring pads. **Do not** use "leave on" cleaning products, such as automatic spray shower cleaners. Prolonged contact with harsh chemicals could have an adverse reaction over time and discolor surfaces. **Do not** use cleaning agents that caution use on acrylic, polyester or plastics.





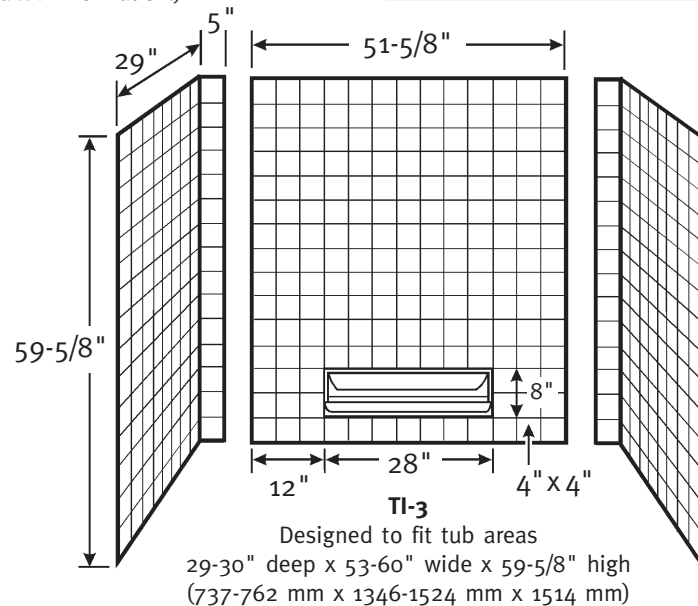
## TI-3 3-Panel Tub Wall Kit and TI-33 Extension Kit SWANTILE™ TUB WALLS

Manufactured from Veritek®  
(See page 2 for detailed information.)

WARRANTY  
Limited Lifetime – Residential  
Limited 5-year – Commercial

### FEATURES

- Has the real tile look, no grout to clean.
- Made of Veritek® with no surface coating to chip or crack—color runs throughout.
- Molded-in soap dish and storage shelf.
- The **TI-3** is a glue-up three piece compression-molded unit with molded-in color.
- Patented design keeps shower head spray from aiming at seams.



**TI-3**  
Designed to fit tub areas  
29-30" deep x 53-60" wide x 59-5/8" high  
(737-762 mm x 1346-1524 mm x 1514 mm)

### SPECIFICATIONS

#### TI-3 3-Panel Tub Wall Kit & TI-33 Extension Kit

Model	Part	Tub Area Designed To Fit	Ship Wt. Lb.	Ship FedEx	Carton Dims. In.	Cu. Ft.
TI-3	TI30000	29-30" D x 53-60" W x 59-5/8" H (737-762 mm x 1346-1524 mm x 1514 mm)	67	—	65 x 57 x 6	12.87
TI-33	TI33000	Extends to 83-5/8" H (2124 mm)	26	FedEx	54 x 25 x 6	4.69

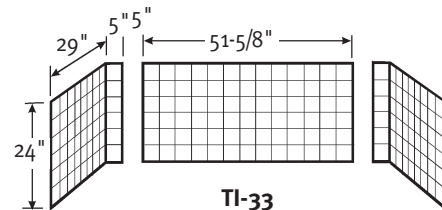
**TI-3** Kit Includes: One back panel with molded-in soap dish, two end panels and installation materials.

**TI-33** Kit Includes: One back panel, two end panels and installation materials.  
Packaging: Each kit is packed in a flat, rectangular carton.

### COLORS

(See inside back cover for color sample.)

- White (010)
- Bone (037)
- Bisque (018)
- Bright White (137)
- Pearl (138)



The optional **TI-33** 3-Panel Extension Kit with molded-in color, extends the 59-5/8-inch height of the **TI-3** SwanTile™ walls to an additional 24-inch for a total of 83-5/8-inches above the bathtub edge. Panels can be cut to fit lower ceilings.

### MAINTENANCE AND CLEANING INFORMATION

Clean regularly with common household liquid cleaners and a sponge or soft cloth. For hard water stains, scale removers can be used. To protect finish, fiberglass wax or automotive paste wax can be applied. **Do not** use abrasive cleaners or scouring pads. **Do not** use “leave on” cleaning products, such as automatic spray shower cleaners. Prolonged contact with harsh chemicals could have an adverse reaction over time and discolor surfaces. **Do not** use cleaning agents that caution use on acrylic, polyester or plastics.

### SUPPORT DOCUMENTS

Installation instructions available at [swanstone.com](http://swanstone.com).



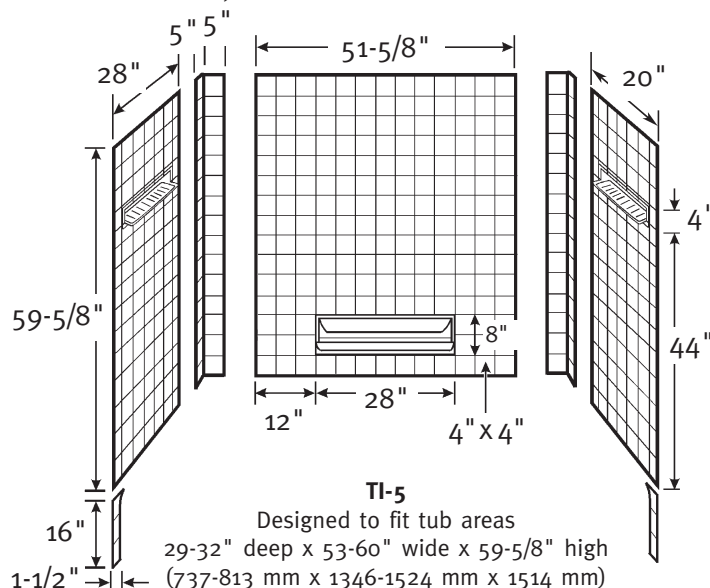


**Manufactured from Veritek®**  
(See page 2 for detailed information.)

**WARRANTY**  
Limited Lifetime – Residential  
Limited 5-year – Commercial

## FEATURES

- Has the real tile look, no grout to clean.
- Will not mold or mildew.
- Ideal for both remodeling projects and new construction.
- Made of Veritek® with no surface coating to chip or crack—color runs throughout.
- Built-in shelves for storage of toiletries on all three walls.
- The **TI-5** is a glue-up seven piece compression-molded unit with molded-in color.
- Patented design keeps shower head spray from aiming at seams.



## SPECIFICATIONS

### TI-5 5-Panel Tub Wall Kit & TI-55 Extension Kit

Model	Part	Tub Area Designed To Fit	Ship Wt. Lb.	Ship FedEx	Carton Dims. In.	Cu. Ft.
TI-5	TI50000	29-32" D x 53-60" W x 59-5/8" H (737-813 mm x 1346-1524 mm x 1514 mm)	76	—	65 x 57 x 6	12.87
TI-55	TI55000	Extends to 83-5/8" H (2124 mm)	30	FedEx	54 x 25 x 6	4.69

**TI-5 Kit Includes:** One back panel with molded-in soap dish, two corner panels, two side panels with molded-in convenience shelves, two apron strips and installation materials.

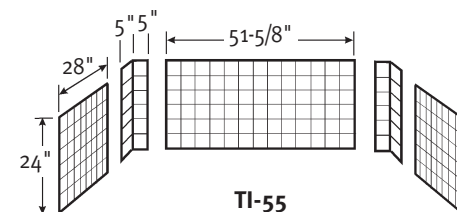
**TI-55 Kit Includes:** One back panel, two corner panels, two side panels and installation materials.

**Packaging:** Each kit is packed in a flat, rectangular carton.

## COLORS

(See inside back cover for color sample.)

- White (010)
- Bone (037)
- Bisque (018)
- Bright White (137)
- Pearl (138)



The optional **TI-55** 5-Panel Extension Kit with molded-in color, extends the 59-5/8-inch height of the **TI-5** SwanTile™ walls to an additional 24-inch for a total of 83-5/8-inches above the bathtub edge. Panels can be cut to fit lower ceilings.

## MAINTENANCE AND CLEANING INFORMATION

Clean regularly with common household liquid cleaners and a sponge or soft cloth. For hard water stains, scale removers can be used. To protect finish, fiberglass wax or automotive paste wax can be applied. **Do not** use abrasive cleaners or scouring pads. **Do not** use "leave on" cleaning products, such as automatic spray shower cleaners. Prolonged contact with harsh chemicals could have an adverse reaction over time and discolor surfaces. **Do not** use cleaning agents that caution use on acrylic, polyester or plastics.

## SUPPORT DOCUMENTS

Installation instructions available at [swanstone.com](http://swanstone.com).





## SA-38 NEO Angle Shower Alcove Wall

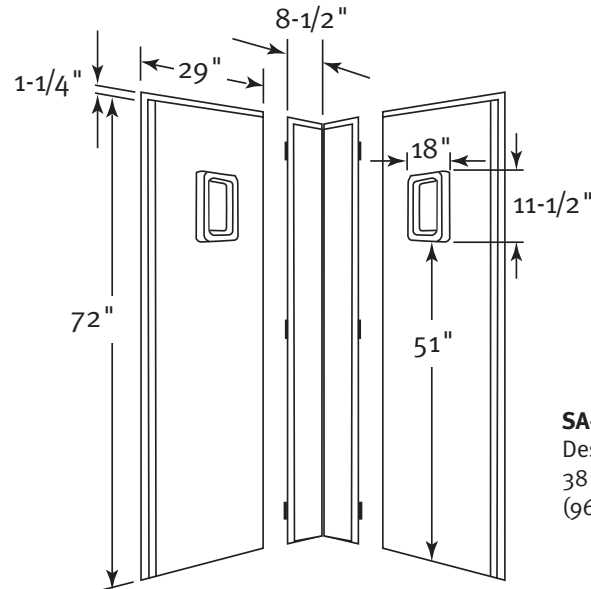
## SHOWER ALCOVE WALLS

**Manufactured from Veritek®**  
(See page 2 for detailed information.)

**WARRANTY**  
Limited Lifetime – Residential  
Limited 5-year – Commercial

### FEATURES

- Nails directly to studs for fast installation.
- Sturdy interlocking system for one-piece appearance.
- Panels easily fit through existing doorways and can be installed by one person.
- Made of Veritek® composite material with no surface coating to chip or crack.
- The SA-38 NEO is a three piece compression-molded unit with a natural gloss surface.



### SA-38 NEO

Designed to fit wall areas  
38" deep x 38" wide\* x 72" high  
(965 mm x 965 mm x 1829 mm)

### SPECIFICATIONS

#### SA-38 NEO Veritek® Angle Shower Alcove Wall

Model	Part	Wall Area Designed To Fit	Ship Wt. Lb.	Ship FedEx	Carton Dims. In.	Cu. Ft.
SA-38 NEO	NE00000SA	38" D x 38" W* x 72" H (965 mm x 965 mm x 1829 mm)	84	–	76 x 36 x 13	20.58
Fits NEO shower floor size 38" D x 38" W (965 mm x 965 mm)						

\*1-1/2-inch additional area required on outer edges of wall panels to accommodate nail-up flange.

Kit Includes: One right side panel, one left side panel, one corner panel, wall mounting clips and installation instructions.

Packaging: Each kit is packed in a flat, rectangular carton.

### COLORS

(See inside back cover for color sample.)

#### Solid Colors:

- White (010)
- Bone (037)
- Bisque (018)
- Bright White (137)
- Pearl (138)

#### Aggregate Colors:

- Bermuda Sand (040)
- Gray Granite (042)
- Tahiti Desert (050)

### MAINTENANCE AND CLEANING INFORMATION

Clean regularly with common household liquid cleaners and a sponge or soft cloth. For hard water stains, scale removers can be used. To protect finish, fiberglass wax or automotive paste wax can be applied. **Do not** use abrasive cleaners or scouring pads. **Do not** use "leave on" cleaning products, such as automatic spray shower cleaners. Prolonged contact with harsh chemicals could have an adverse reaction over time and discolor surfaces. **Do not** use cleaning agents that caution use on acrylic, polyester or plastics.

### SUPPORT DOCUMENTS

Installation instructions available at [swanstone.com](http://swanstone.com).



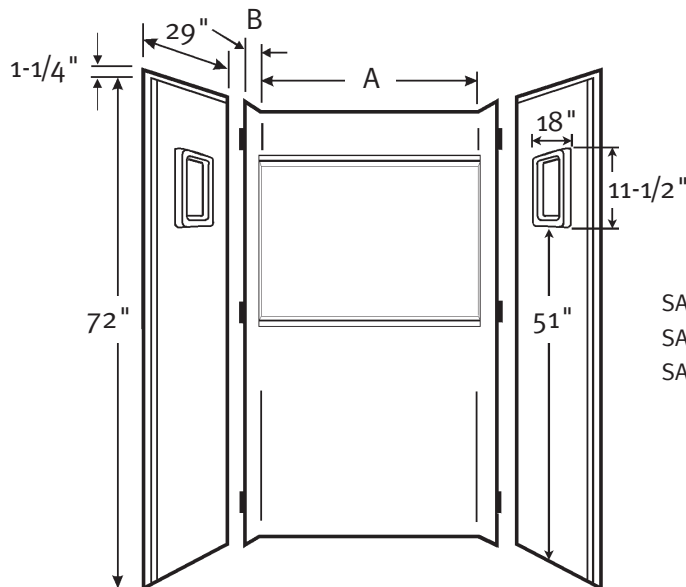


**Manufactured from Veritek®**  
(See page 2 for detailed information.)

WARRANTY  
Limited Lifetime – Residential  
Limited 5-year – Commercial

## FEATURES

- Nails directly to studs for fast installation.
- Sturdy interlocking system for one-piece appearance.
- Panels easily fit through existing doorways and can be installed by one person.
- Made of Veritek® composite material with no surface coating to chip or crack.
- The SA Series is a three piece compression-molded material with molded-in color and a natural gloss surface.



### Back Panel Dimensions

SA-3232	A 32"	B 3"
SA-3636	A 36"	B 7"
SA-3448	A 48"	B 5"

## SPECIFICATIONS

### Veritek® Shower Alcove Walls

Model	Part	Wall Area Designed To Fit	Ship Wt. Lb.	Ship FedEx	Carton Dims. In.	Cu. Ft.
SA-3232	SA03232	32" D x 32" W x 72" H* (813 mm x 813 mm x 1829 mm)	66	–	76 x 35 x 10	15.4
Fits shower floor size 32" D x 32" W (813 mm x 813 mm)						
SA-3636	SA03636	36" D x 36" W x 72" H* (914 mm x 914 mm x 1829 mm)	84	–	80 x 40 x 10	18.5
Fits shower floor size 36" D x 36" W (914 mm x 914 mm)						
SA-3448	SA03448	34" D x 48" W x 72" H* (864 mm x 1219 mm x 1829 mm)	106	–	76 x 52 x 10	22.9
Fits shower floor size 34" D x 48" W (864 mm x 1219 mm)						

\*1-1/2-inch additional area required on outer edges of wall panels to accommodate nail-up flange.

Each Kit Includes: One right side panel, one left side panel, one back panel with six factory-installed wall mounting clips and installation instructions.

Packaging: Each kit is packed in a flat, rectangular carton.

## COLORS

(See inside back cover for color sample.)

### Solid Colors:

- White (010)
- Bone (037)
- Bisque (018)
- Bright White (137)
- Pearl (138)

### Aggregate Colors:

- Bermuda Sand (040)
- Gray Granite (042)
- Tahiti Desert (050)

## MAINTENANCE AND CLEANING INFORMATION

Clean regularly with common household liquid cleaners and a sponge or soft cloth. For hard water stains, scale removers can be used. To protect finish, fiberglass wax or automotive paste wax can be applied. **Do not** use abrasive cleaners or scouring pads. **Do not** use "leave on" cleaning products, such as automatic spray shower cleaners. Prolonged contact with harsh chemicals could have an adverse reaction over time and discolor surfaces. **Do not** use cleaning agents that caution use on acrylic, polyester or plastics.

## SUPPORT DOCUMENTS

Installation instructions available at [swanstone.com](http://swanstone.com).



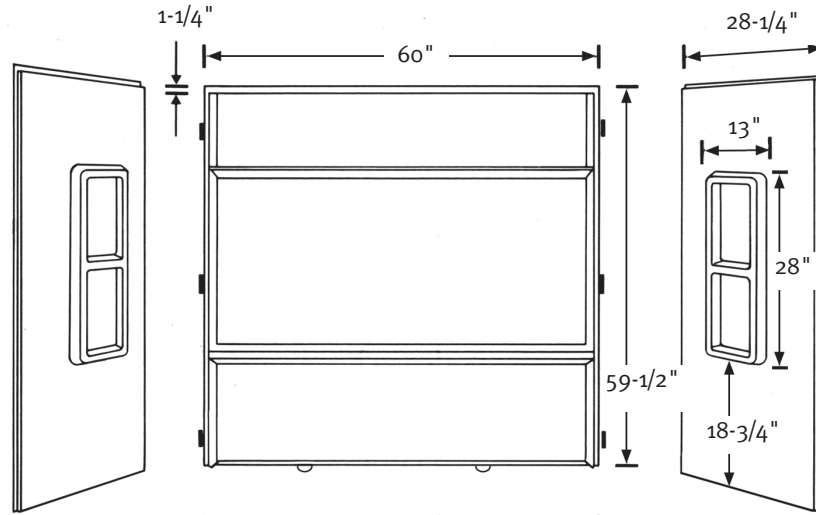


Manufactured from Veritek®  
(See page 2 for detailed information.)

WARRANTY  
Limited Lifetime – Residential  
Limited 5-year – Commercial

## FEATURES

- Nails directly to studs for fast installation.
- Sturdy interlocking system for one-piece appearance.
- Panels easily fit through existing doorways and can be installed by one person.
- Made of Veritek® with no surface coating to chip or crack.
- The BA-3060 is a three piece compression-molded composite material with molded-in color and a natural gloss surface.



### BA-3060

Designed to fit tub area  
30" deep x 60" wide\* x 59-1/2" high (762 mm x 1524 mm x 1511 mm)  
Shower door opening size: 58-1/16" wide at tub ledge, 58" high

## SPECIFICATIONS

### BA-3060 Veritek® Bath Alcove Walls

Model	Part	Tub Area Designed To Fit	Ship Wt. Lb.	Ship FedEx	Carton Dims. In.	Cu. Ft.
BA-3060	BA03060	30" D x 60" W* x 59-1/2" H (762 mm x 1524 mm x 1511 mm)	75	–	65 x 63 x 7	15.40

\*1-1/2-inch additional area required on outer edges of wall panels to accommodate nail-up flange.

Kit Includes: One right side panel, one left side panel, one back panel with six factory-installed wall mounting clips and installation instructions.

Packaging: Each kit is packed in a flat, rectangular carton.

## COLORS

(See inside back cover for color sample.)

### Solid Colors:

- White (010)
- Bone (037)
- Bisque (018)
- Bright White (137)
- Pearl (138)

### Aggregate Colors:

- Bermuda Sand (040)
- Gray Granite (042)
- Tahiti Desert (050)

## STANDARDS AND RATINGS

American National Standard Institute—ANSI Z124.1.2

## SUPPORT DOCUMENTS

Installation instructions available at [swanstone.com](http://swanstone.com).



## MAINTENANCE AND CLEANING INFORMATION

Clean regularly with common household liquid cleaners and a sponge or soft cloth. For hard water stains, scale removers can be used. To protect finish, fiberglass wax or automotive paste wax can be applied. **Do not** use abrasive cleaners or scouring pads. **Do not** use "leave on" cleaning products, such as automatic spray shower cleaners. Prolonged contact with harsh chemicals could have an adverse reaction over time and discolor surfaces. **Do not** use cleaning agents that caution use on acrylic, polyester or plastics.



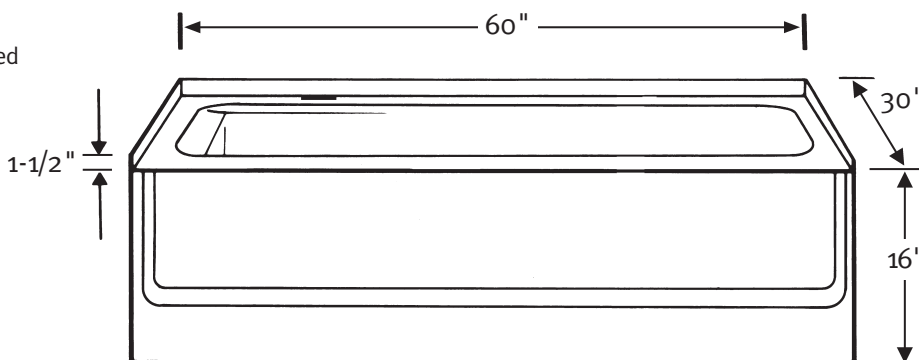


**Manufactured from Veritek®**  
(See page 2 for detailed information.)

**WARRANTY**  
Limited Lifetime – Residential  
Limited 5-year – Commercial

## FEATURES

- The BT-3060 L/R is a compression-molded material with molded-in color and a natural gloss surface for easy cleaning.
- Solid and aggregate colors match many Swanstone and Veritek wall systems.
- Generous 16" height is deeper than a standard tub.
- Pre-leveled bottom for easy installation.
- Skid-resistant pattern molded into bathtub.
- Made of Veritek® with no surface coating to chip or crack—color runs throughout.



### BT-3060 L/R Veritek® Bathtub

Designed to fit tub area

30" deep x 60" wide (762 mm x 1524 mm)

Capacity: 65 gallons to bottom of overflow

13-1/2" from bottom of tub to center line of overflow

Bathing well dimensions: 22-1/2" x 50" x 13" (572 mm x 1270 mm x 330 mm)

## SPECIFICATIONS

### BT-3060 L/R Veritek® Bathtub

Model	Part	Tub Area Designed To Fit	Ship Wt. Lb.	Ship FedEx	Carton Dims. In.	Cu. Ft.
BT-3060L/R	BT03060 LD/RD	30" D x 60" W (762 mm x 1524 mm)	70	–	62 x 33 x 19	22.16
BT-3060L5/R5	BT03060 L5/R5	30" D x 60" W (762 mm x 1524 mm)	350	–	63 x 33 x 49	58.95

Kit Includes: One bathtub, six bathtub clips and complete installation instructions.

Available in 5-packs BT 3060L5 and BT3060R5.

Packaging: Each kit is packed in a flat, rectangular carton.

## COLORS

(See inside back cover for color sample.)

### Solid Colors:

- White (010)
- Bone (037)
- Bisque (018)
- Bright White (137)
- Pearl (138)

### Aggregate Colors:

- Bermuda Sand (040)
- Gray Granite (042)
- Tahiti Desert (050)

## MAINTENANCE AND CLEANING INFORMATION

Clean regularly with common household liquid cleaners and a sponge or soft cloth. For hard water stains, scale removers can be used. To protect finish, fiberglass wax or automotive paste wax can be applied. **Do not** use abrasive cleaners or scouring pads. **Do not** use "leave on" cleaning products, such as automatic spray shower cleaners. Prolonged contact with harsh chemicals could have an adverse reaction over time and discolor surfaces. **Do not** use cleaning agents that caution use on acrylic, polyester or plastics.

## SUPPORT DOCUMENTS

Installation instructions available at [swanstone.com](http://swanstone.com).





## SW-7032 Shower Wall Kit

## HIGH-GLOSS SHOWER WALL KITS

Manufactured from Swan High-Gloss  
(See page 2 for detailed information.)

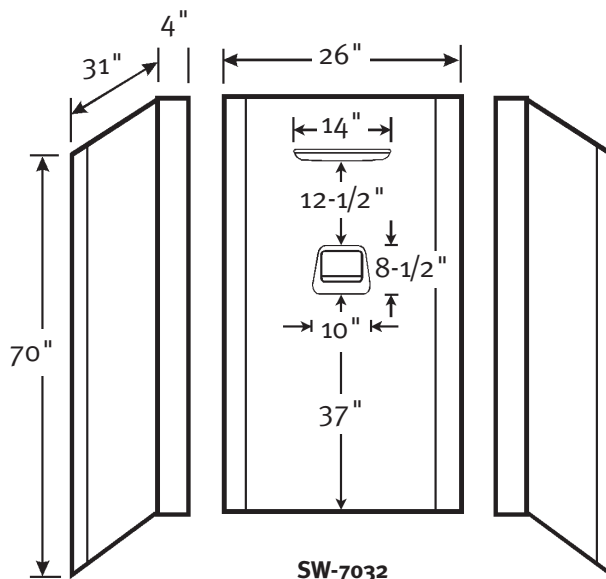
WARRANTY  
Limited Lifetime – Residential  
Limited 5-year – Commercial

### FEATURES

- Ultra-bright, glossy surface comes from durable, baked-on finish.
- Includes all materials needed for installation.
- Glue-up three piece shower wall panel system.
- Compression molded.

#### SW-7032

Designed to fit base areas  
32" wide x 32" deep or smaller x 70" high  
(813 mm x 813 mm x 1778 mm)



### SPECIFICATIONS

#### SW-7032 High-Gloss Shower Wall Kit

Model	Part	Base Area Designed To Fit	Ship Wt. Lb.	Ship FedEx	Carton Dims. In.	Cu. Ft.
SW-7032	SW07032	32" W x 32" D* x 70" H (*or smaller) (813 mm x 813 mm x 1778 mm)	48	–	74 x 34 x 6	8.74

Kit Includes: One back panel with molded-in soap dish and shampoo shelf, two end panels and installation materials.

Packaging: Each kit is packed in a flat, rectangular carton.

### COLORS

(See inside back cover for color sample.)

- White (010)
- Bone (037)
- Bisque (018)

### ACCESSORIES

See page 85 for complete listing of all shower wall accessories.

### MAINTENANCE AND CLEANING INFORMATION

Clean regularly with common household liquid cleaners and a sponge or soft cloth. **Do not** use abrasive cleaners or scouring pads. **Do not** use "leave on" cleaning products, such as automatic spray shower cleaners. Prolonged contact with harsh chemicals could have an adverse reaction over time and discolor surfaces.

### SUPPORT DOCUMENTS

Installation instructions available at [swanstone.com](http://swanstone.com).





**Manufactured from Swan High-Gloss**  
(See page 2 for detailed information.)

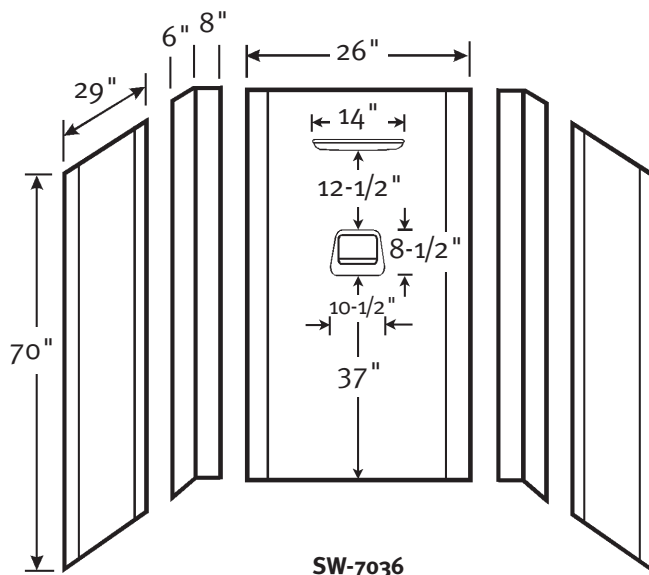
**WARRANTY**  
Limited Lifetime – Residential  
Limited 5-year – Commercial

## FEATURES

- Ultra-bright, glossy surface comes from durable, baked-on finish.
- Includes all materials needed for installation.
- Glue-up five piece shower wall panel system.
- Compression molded.

### SW-7036

Designed to fit base areas  
36" wide x 36" deep or smaller x 70" high  
(914 mm x 914 mm x 1778 mm)



SW-7036

## SPECIFICATIONS

### SW-7036 High-Gloss Shower Wall Kit

Model	Part	Base Area Designed To Fit	Ship Wt. Lb.	Ship FedEx	Carton Dims. In.	Cu. Ft.
SW-7036	SW07036	36" W x 36" D* x 70" H (*or smaller) (914 mm x 914 mm x 1778 mm)	54	–	74 x 30 x 6	7.71

Kit Includes: One back panel with molded-in soap dish and shampoo shelf, two right angle corner panels, two flat side panels and installation materials.

Packaging: Each kit is packed in a flat, rectangular carton.

## COLORS

(See inside back cover for color sample.)

- White (010)
- Bone (037)
- Bisque (018)

## ACCESSORIES

See page 85 for complete listing of all shower wall accessories.

## MAINTENANCE AND CLEANING INFORMATION

Clean regularly with common household liquid cleaners and a sponge or soft cloth. **Do not** use abrasive cleaners or scouring pads. **Do not** use "leave on" cleaning products, such as automatic spray shower cleaners. Prolonged contact with harsh chemicals could have an adverse reaction over time and discolor surfaces.

## SUPPORT DOCUMENTS

Installation instructions available at [swanstone.com](http://swanstone.com).





## SW-7060 Shower Wall Kit

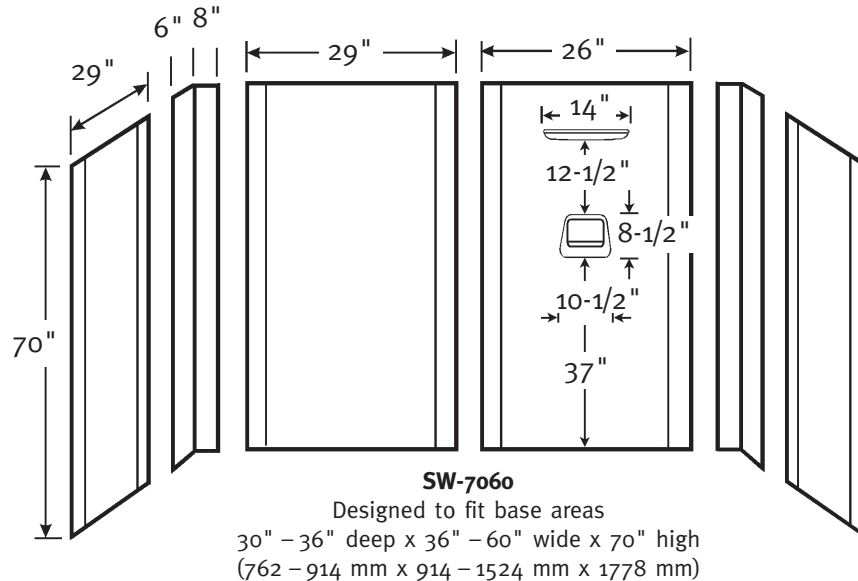
## HIGH-GLOSS SHOWER WALL KITS

Manufactured from Swan High-Gloss  
(See page 2 for detailed information.)

WARRANTY  
Limited Lifetime – Residential  
Limited 5-year – Commercial

### FEATURES

- Ultra-bright, glossy surface comes from durable, baked-on finish.
- Includes all materials needed for installation.
- Glue-up six piece shower wall panel system.
- Compression-molded.



### SPECIFICATIONS

#### SW-7060 High-Gloss Shower Wall Kit

Model	Part	Base Area Designed To Fit	Ship Wt. Lb.	Ship FedEx	Carton Dims. In.	Cu. Ft.
SW-7060	SW07060	30" – 36" D x 36" – 60" W x 70" H (762 mm – 914 mm x 914 mm – 1524 mm x 1778 mm)	68	–	74 x 30 x 7	9.0

Kit Includes: One back panel with molded-in soap dish and shampoo shelf, two right angle corner panels, two flat side panels, one flat extension panel and installation materials.

Packaging: Each kit is packed in a flat, rectangular carton.

### ACCESSORIES

See page 85 for complete listing of all shower wall accessories.

### SUPPORT DOCUMENTS

Installation instructions available at [swanstone.com](http://swanstone.com).



### COLORS

(See inside back cover for color sample.)

- White (010)
- Bone (037)
- Bisque (018)

### MAINTENANCE AND CLEANING INFORMATION

Clean regularly with common household liquid cleaners and a sponge or soft cloth. **Do not** use abrasive cleaners or scouring pads. **Do not** use "leave on" cleaning products, such as automatic spray shower cleaners. Prolonged contact with harsh chemicals could have an adverse reaction over time and discolor surfaces.

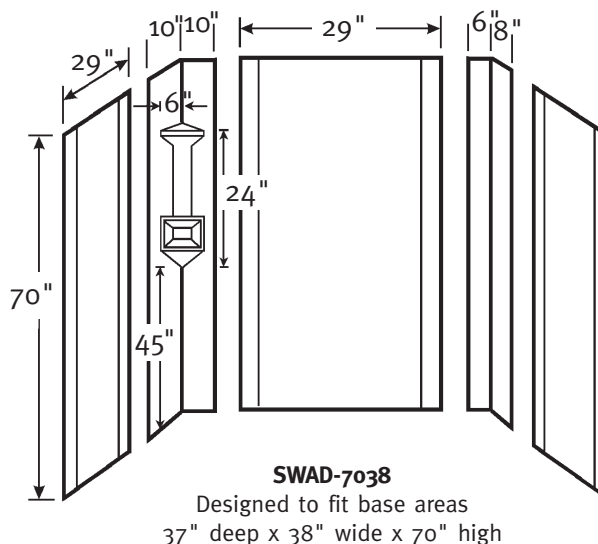


**Manufactured from Swan High-Gloss**  
(See page 2 for detailed information.)

**WARRANTY**  
Limited Lifetime – Residential  
Limited 5-year – Commercial

## FEATURES

- Ultra-bright, glossy surface comes from durable, baked-on finish.
- Includes all materials needed for installation.
- Glue-up five piece shower wall panel system designed to be used with the FTS-3738 Transfer Shower Floor.
- Compression-molded.



## SPECIFICATIONS

### SWAD-7038 High-Gloss Shower Wall Kit

Model	Part	Base Area Designed To Fit	Ship Wt. Lb.	Ship FedEx	Carton Dims. In.	Cu. Ft.
SWAD-7038	SW07038AD	37" D x 38" W x 70" H	59	–	31 x 9 x 72	11.63

Kit Includes: One back panel, two flat side panels, one right angle corner panel with shelves, one right angle corner panel and installation materials.

Packaging: Each kit is packed in a flat, rectangular carton.

## COLORS

(See inside back cover for color sample.)

- White (010)
- Bone (037)
- Bisque (018)

## ACCESSORIES

See page 85 for complete listing of all shower wall accessories.

## SUPPORT DOCUMENTS

Installation instructions available at [swanstone.com](http://swanstone.com).



## MAINTENANCE AND CLEANING INFORMATION

Clean regularly with common household liquid cleaners and a sponge or soft cloth. **Do not** use abrasive cleaners or scouring pads. **Do not** use "leave on" cleaning products, such as automatic spray shower cleaners. Prolonged contact with harsh chemicals could have an adverse reaction over time and discolor surfaces.





Manufactured from Swan High-Gloss  
(See page 2 for detailed information.)

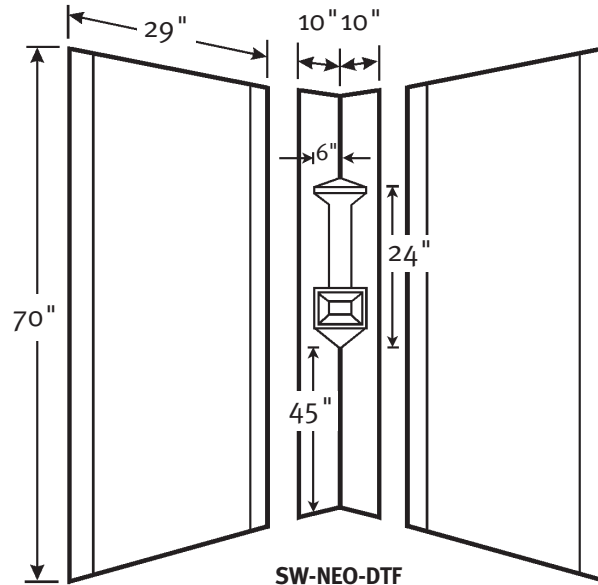
WARRANTY  
Limited Lifetime – Residential  
Limited 5-year – Commercial

## FEATURES

- Ultra-bright, glossy surface comes from durable, baked-on finish.
- Includes all materials needed for installation.
- Glue-up three piece shower wall panel system.
- Compression-molded.

### SW-NEO-DTF

Designed to fit wall areas  
35-1/2" x 35-1/2" to 38" x 38" x 70" high  
(902 mm x 902 mm to 965 mm x 965 mm x 1778 mm)



## SPECIFICATIONS

### SW-NEO-DTF High-Gloss NEO-Angle & Double Threshold

Model	Part	Wall Area Designed To Fit	Ship Wt. Lb.	Ship FedEx	Carton Dims. In.	Cu. Ft.
SW-NEO-DTF	NE00000SW	35-1/2" D x 35-1/2" W to 38" D x 38" W x 70" H (902 mm x 902 mm to 965 mm x 965 mm x 1778 mm)	42	–	72 x 31 x 9	11.63

Kit Includes: One back panel with shelves, two flat side panels and installation materials.

Packaging: Each kit is packed in a flat, rectangular carton.

## ACCESSORIES

See page 85 for complete listing of all shower wall accessories.

## COLORS

(See inside back cover for color sample.)

- White (010)
- Bone (037)
- Bisque (018)

## MAINTENANCE AND CLEANING INFORMATION

Clean regularly with common household liquid cleaners and a sponge or soft cloth. **Do not** use abrasive cleaners or scouring pads. **Do not** use “leave on” cleaning products, such as automatic spray shower cleaners. Prolonged contact with harsh chemicals could have an adverse reaction over time and discolor surfaces.

## SUPPORT DOCUMENTS

Installation instructions available at [swanstone.com](http://swanstone.com).





## RM-58 High-Gloss 3-Panel Tub Wall Kit

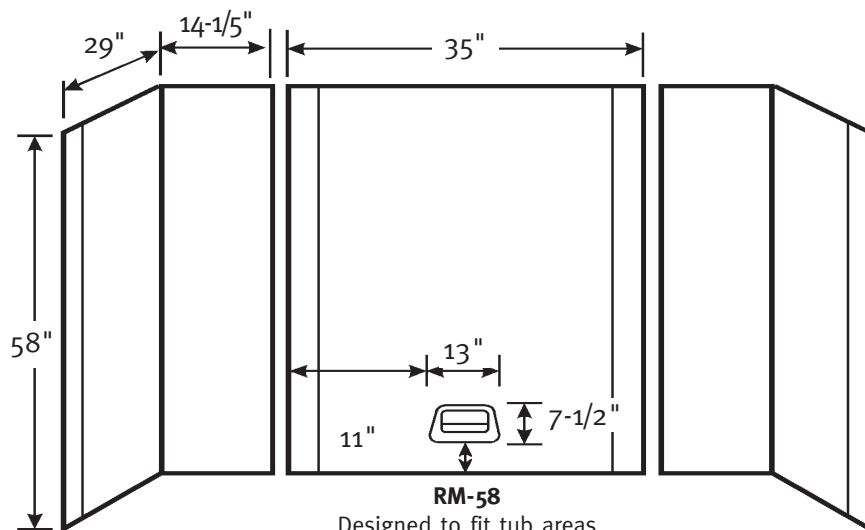
## SWAN HIGH-GLOSS TUB WALLS

**Manufactured from Swan High-Gloss**  
(See page 2 for detailed information.)

**WARRANTY**  
Limited Lifetime – Residential  
Limited 5-year – Commercial

### FEATURES

- Will not mold or mildew, no grout to clean.
- Ideal for both remodeling projects and new construction.
- Ultra-bright, glossy surface comes from durable, baked-on finish.
- The **RM-58** is a glue-up three piece compression-molded unit with a high-gloss, smooth surface.



**RM-58**  
Designed to fit tub areas  
29-30" deep x 62" wide or smaller x 58" high  
(737-762 mm x 1575 mm x 1473 mm)

### SPECIFICATIONS

#### RM-58 High-Gloss 3-Panel Tub Wall Kit

Model	Part	Tub Area Designed To Fit	Ship Wt. Lb.	Ship FedEx	Carton Dims. In.	Cu. Ft.
RM-58	RM58000	29-30" D x 62" W* x 58" H (*or smaller) (737-762 mm x 1575 mm x 1473 mm)	53	–	66 x 37 x 9	12.72

Kit Includes: One back panel with molded-in soap dish, two end panels and installation materials.

Packaging: Each kit is packed in a triangular carton.

### ACCESSORIES

See page 85 for complete listing of all tub wall accessories.

### COLORS

(See inside back cover for color sample.)

- White (010)
- Bone (037)
- Bisque (018)

### SUPPORT DOCUMENTS

Installation instructions available at [swanstone.com](http://swanstone.com).



### MAINTENANCE AND CLEANING INFORMATION

Clean regularly with common household liquid cleaners and a sponge or soft cloth.

**Do not** use abrasive cleaners or scouring pads. **Do not** use "leave on" cleaning products, such as automatic spray shower cleaners. Prolonged contact with harsh chemicals could have an adverse reaction over time and discolor surfaces.



## TW-32 High-Gloss 5-Panel Tub Wall Kit

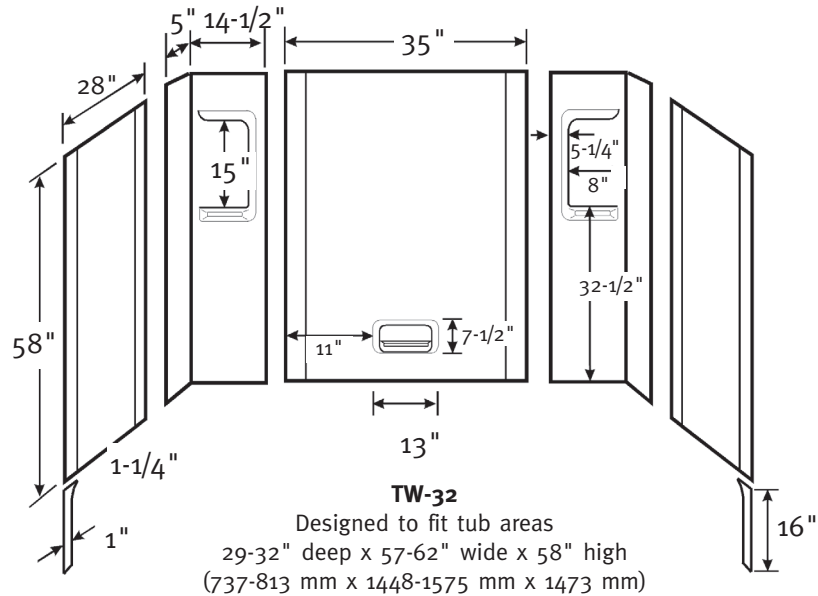
## SWAN HIGH-GLOSS TUB WALLS

**Manufactured from Swan High-Gloss**  
(See page 2 for detailed information.)

WARRANTY  
Limited Lifetime – Residential  
Limited 5-year – Commercial

### FEATURES

- Will not mold or mildew, no grout to clean.
- Ideal for both remodeling projects and new construction.
- Ultra-bright, glossy surface comes from durable, baked-on finish
- Three shelves for generous storage space.
- The **TW-32** is a glue-up seven piece compression-molded unit with a high-gloss, smooth surface.



### SPECIFICATIONS

#### TW-32 High-Gloss 5-Panel Tub Wall Kit

Model	Part	Tub Area Designed To Fit	Ship Wt. Lb.	Ship FedEx	Carton Dims. In.	Cu. Ft.
TW-32	TW32000	29-32" D x 57-62" W x 58" H (737-813 mm x 1448-1575 mm x 1473 mm)	59	—	62 x 38 x 7	9.55

Kit Includes: One back panel with molded-in soap dish, two right angle corner panels with molded-in shampoo shelves, two flat side panels, two apron strips and installation materials.

Packaging: Each kit is packed in a flat, rectangular carton.

### ACCESSORIES

See page 85 for complete listing of all tub wall accessories.

### COLORS

(See inside back cover for color sample.)

- White (010)
- Bone (037)
- Bisque (018)

### MAINTENANCE AND CLEANING INFORMATION

Clean regularly with common household liquid cleaners and a sponge or soft cloth. **Do not** use abrasive cleaners or scouring pads. **Do not** use "leave on" cleaning products, such as automatic spray shower cleaners. Prolonged contact with harsh chemicals could have an adverse reaction over time and discolor surfaces.

### SUPPORT DOCUMENTS

Installation instructions available at [swanstone.com](http://swanstone.com).





## HA-58 High-Gloss 3-Panel Tub Wall Kit

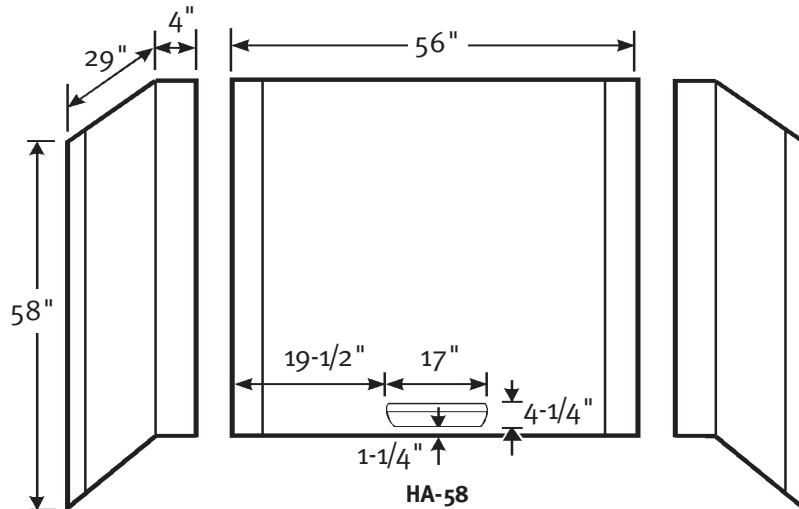
## SWAN HIGH-GLOSS TUB WALLS

**Manufactured from Swan High-Gloss**  
(See page 2 for detailed information.)

**WARRANTY**  
Limited Lifetime – Residential  
Limited 5-year – Commercial

### FEATURES

- Will not mold or mildew, no grout to clean.
- Ideal for both remodeling projects and new construction.
- Meets ADA guidelines for soap dish height and grab bar installation.
- Ultra-bright, glossy surface comes from durable, baked-on finish.
- The **HA-58** is a glue-up three piece compression-molded unit with a high-gloss, smooth surface.



**HA-58**  
Designed to fit tub areas  
30" deep x 60" wide or smaller x 58" high  
(762 mm x 1524 mm x 1473 mm)

### SPECIFICATIONS

#### HA-58 High-Gloss 3-Panel Tub Wall Kit

Model	Part	Tub Area Designed To Fit	Ship Wt. Lb.	Ship FedEx	Carton Dims. In.	Cu. Ft.
HA-58	HA58000	30" D x 60" W* x 58" H (*or smaller) (762 mm x 1524 mm x 1473 mm)	57	–	61 x 61 x 6	12.92

Kit Includes: One back panel with molded-in soap dish, two end panels and installation materials.

Packaging: Each kit is packed in a flat, rectangular carton.

### ACCESSORIES

See page 85 for complete listing of all tub wall accessories.

### COLORS

(See inside back cover for color sample.)

- White (010)
- Bone (037)
- Bisque (018)

### MAINTENANCE AND CLEANING INFORMATION

Clean regularly with common household liquid cleaners and a sponge or soft cloth.

**Do not** use abrasive cleaners or scouring pads. **Do not** use "leave on" cleaning products, such as automatic spray shower cleaners. Prolonged contact with harsh chemicals could have an adverse reaction over time and discolor surfaces.

### SUPPORT DOCUMENTS

Installation instructions available at [swanstone.com](http://swanstone.com).





## WW-6000 High-Gloss 5-Panel Tub Wall Kit

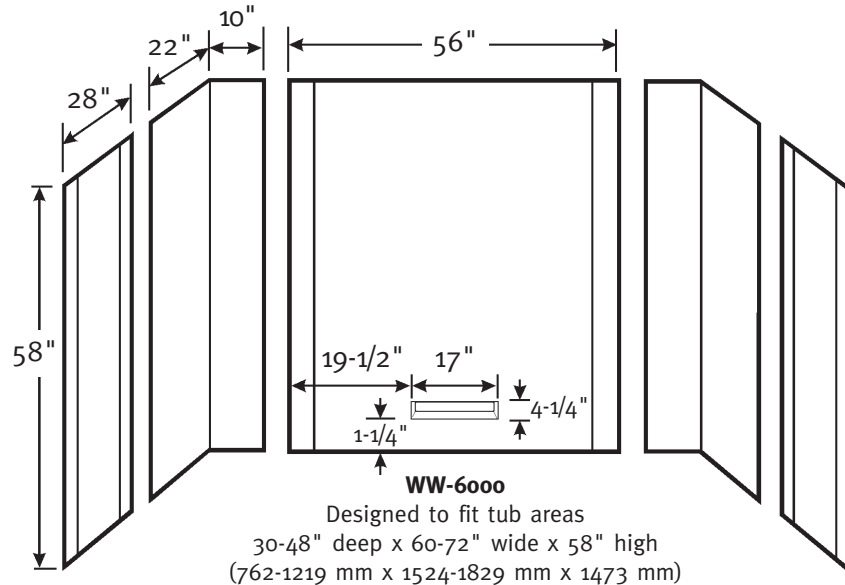
## SWAN HIGH-GLOSS TUB WALLS

**Manufactured from Swan High-Gloss**  
(See page 2 for detailed information.)

WARRANTY  
Limited Lifetime – Residential  
Limited 5-year – Commercial

### FEATURES

- Will not mold or mildew, no grout to clean.
- Ideal for both remodeling projects and new construction.
- Ultra-bright, glossy surface comes from durable, baked-on finish.
- Designed especially for whirlpool tubs.
- Durable high-gloss walls will not leak or mildew.
- The **WW-6000** is a glue-up five piece compression-molded unit with a high-gloss, smooth surface.



### SPECIFICATIONS

#### WW-6000 High-Gloss 5-Panel Tub Wall Kit

Model	Part	Tub Area Designed To Fit	Ship Wt. Lb.	Ship FedEx	Carton Dims. In.	Cu. Ft.
WW-6000	WW6000	30-48" D x 60-72" W x 58" H (762-1219 mm x 1524-1829 mm x 1473 mm)	99	–	61 x 60 x 11	23.30

Kit Includes: One center panel with molded-in soap dish, two right angle corner panels, two side panels and installation materials.

Packaging: Each kit is packed in a flat, rectangular carton.

### ACCESSORIES

See page 85 for complete listing of all tub wall accessories.

### COLORS

(See inside back cover for color sample.)

- White (010)
- Bone (037)
- Bisque (018)

### MAINTENANCE AND CLEANING INFORMATION

Clean regularly with common household liquid cleaners and a sponge or soft cloth. **Do not** use abrasive cleaners or scouring pads. **Do not** use "leave on" cleaning products, such as automatic spray shower cleaners. Prolonged contact with harsh chemicals could have an adverse reaction over time and discolor surfaces.

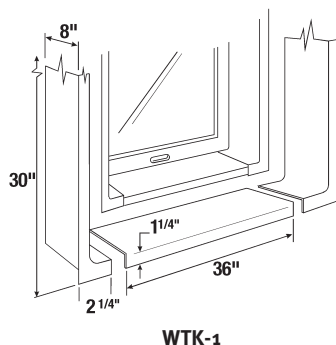
### SUPPORT DOCUMENTS

Installation instructions available at [swanstone.com](http://swanstone.com).



**TUB AND SHOWER WALL ACCESSORIES**
**WTK-1 High-Gloss Window Trim Kit**

For window sill applications up to 36" wide and 8" deep.



Model	Part	Ship Wt. Lb.	Ship FedEx	Carton Dims. In.	Cu. Ft.
WTK-1 (single)	WK10000	9	FedEx	37 x 8 x 4	.69
WTK-1 (6-pack)	WK1000006	50	FedEx	36 x 23 x 10	4.8

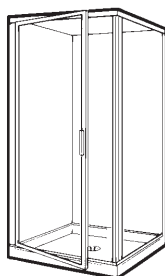
**Extension Divider Strip** – For window sill applications greater than 36" wide.\*

WK-1009	WK10000DS Window Trim Kit Divider Strip	1	FedEx	–	–
WK-1001	WK10000WS Window Sill Panel	3	FedEx	37 x 8 x 4	.69

\*Covers seam when joining two sill panels.

Kit Includes: One horizontal sill panel, two vertical jamb panels, installation materials and complete installation instructions.

Packaging: Packed in individual cartons, both singly and with a master carton (6 pack).


**Shower Doors**

Model	Part	Ship Wt. Lb.	Ship FedEx	Carton Dims. In.	Cu. Ft.
SD-38NEO (Obscure Glass)	SD000380G	79	–	73 x 29 x 8	9.8
SD-38NEO-C (Clear Glass)	SD00038CG	79	–	73 x 29 x 8	9.8
Designed to fit RO/RI/SS 38NEO Floors					
SD-36NEO (Obscure Glass)	SD000360B	75	–	73 x 29 x 8	9.8
SD-36NEO-C (Clear Glass)	SD00036CG	75	–	73 x 29 x 8	9.8
Designed to fit RO/RI/SS 36NEO Floors					
SD-A38NEO (Obscure Glass)	SD0038AOG	80	–	73 x 39 x 8	13.18
SD-A38NEO-C (Clear Glass)	SD0038ACG	80	–	73 x 39 x 8	13.18
Designed to fit SA-38NEO Alcove Walls					
SD-DTF (Obscure Glass)	SD036360G	85	–	73 x 36 x 6	9.13
SD-DTF-C (Clear Glass)	SD03636CG	85	–	73 x 36 x 6	9.13
Designed to fit RO/RI/SS - 36DTF Floors					

Kits Include: Tempered glass door and side panels, all necessary extrusions, a hardware package and installation instructions.

Packaging: All above items are packed in individual cartons.

See back cover for complete listing of colors available for each accessory.





## Single Threshold Shower Floors

## SWANSTONE SHOWER FLOORS

### With Fit-Flo™ Drain

**Manufactured from Swanstone solid surface**  
(See page 2 for detailed information.)

**WARRANTY**  
Limited Lifetime – Residential  
Limited 10-year – Commercial

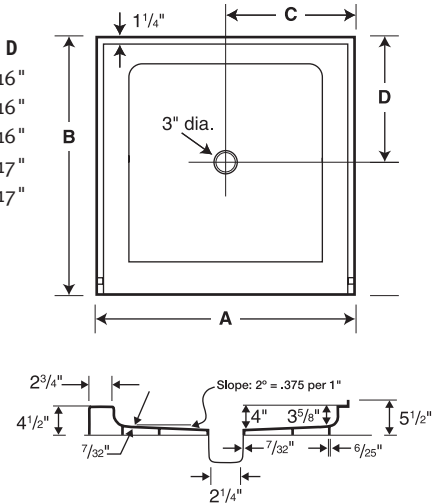
### FEATURES

- Reinforced solid surface means color and texture run all the way through and cannot wear away.
- Will not mold or mildew, no grout to clean.
- Coordinates with Swanstone shower and bath systems.
- Pebbled, slip-resistant surface.

*Recommended for high-use traffic areas and commercial surfaces.*

Model	Nominal Size	Rough-In Dimensions			
		A	B	C	D
SS-3232	32" x 32"	32-3/8"	32-3/16"	16-3/16"	16-3/16"
SS-3248	32" x 48"	48-3/8"	32-3/16"	24-3/16"	16-3/16"
SS-3260	32" x 60"	60-3/8"	32-3/16"	30-3/16"	16-3/16"
SS-3442	34" x 42"	42-3/8"	34-3/16"	21-3/16"	17-3/16"
SS-3448	34" x 48"	48-3/8"	34-3/16"	24-3/16"	17-3/16"

Model	A	B	C	D
SS-3232	32"	32"	16"	16"
SS-3248	48"	32"	24"	16"
SS-3260	60"	32"	30"	16"
SS-3442	42"	34"	21"	17"
SS-3448	48"	34"	24"	17"



**IMPORTANT:** Rough-in dimensions are provided for reference only. You must measure the actual shower floor and check local building code requirements before construction of the stud wall.

### SPECIFICATIONS

#### Single Threshold Shower Floors With Fit-Flo™ Drain

(See next page for more models.)

Model	Part	Nominal Size Dimensions	Ship Wt. Lb.	Ship FedEx	Carton Dims. In.	Cu. Ft.
SS-3232	SF03232MD	32" D x 32" W (813 mm x 813 mm)	32	—	38 x 37 x 10	9
SS-3248	SF03248MD	32" D x 48" W (813 mm x 1219 mm)	49	—	54 x 38 x 10	12
SS-3260*	SF03260MD	32" D x 60" W (813 mm x 1524 mm)	56	—	66 x 37 x 10	15
SS-3442	SF03442MD	34" D x 42" W (864 mm x 1067 mm)	47	—	48 x 40 x 10	12
SS-3448	SF03448MD	34" D x 48" W (864 mm x 1219 mm)	47	—	54 x 39 x 10	13

\*Center drain

Includes: One code-approved compression-molded Swanstone floor with molded-in Fit-Flo drain and installation instructions.

Packaging: Each floor packed in a rectangular carton.

### STANDARDS AND RATINGS

American National Standard Institute—ANSI Z124.1.2

International Association of Plumbing and Mechanical Officials (IAPMO)—Listed

CSA Standard B45.5 by IAPMO

Uniform Plumbing Code (UPC)

For a complete list of tests and results see the Technical Data Sheet.

### SUPPORT DOCUMENTS

Installation instructions available at [swanstone.com](http://swanstone.com).



### COLORS

(See inside back cover for color sample.)

#### Solid Colors:

- White (010)
- Bone (037)
- Bisque (018)
- Bright White (137)
- Pearl (138)

#### Aggregate Colors:

- Acorn (123)
- Almond Galaxy (046)
- Arctic Granite (035)
- Baby's Breath (168)
- Barley (091)
- Bermuda Sand (040)
- Canyon (124)
- Caraway Seed (169)
- Cloud Bone (126)
- Cloud White (125)
- Cornflower (063)
- Glacier (121)

- Golden Steppe (128)
- Gray Granite (042)
- Ice (130)
- Indian Grass (071)
- Mountain Haze (129)
- Night Sky (012)
- Pebble (072)
- Prairie (122)
- Sierra (094)
- Tahiti Desert (050)
- Tahiti Gray (053)
- Tahiti Ivory (059)
- Tahiti Matrix (058)
- Tahiti Sand (051)
- Tahiti Terra (055)
- Tahiti White (011)
- Tundra (131)
- Winter Wheat (060)

### MAINTENANCE AND CLEANING INFORMATION

Clean regularly with common household liquid cleaners and a sponge or soft cloth. For hard water stains, scale removers can be used. If necessary, abrasive cleaners can be used with a nylon brush or pad to remove build up on the shower floor surface. **Do not** use a metal-scouring pad or a wire brush, as it will damage the surface. **Do not** use "leave on" cleaning products, such as automatic spray shower cleaners. Prolonged contact with harsh chemicals could have an adverse reaction over time and discolor surfaces. **Do not** use cleaning agents that caution use on acrylic, polyester or plastics.



## Single Threshold Shower Floors

## SWANSTONE SHOWER FLOORS

### With Fit-Flo™ Drain (continued)

### Manufactured from Swanstone solid surface

(See page 2 for detailed information.)

#### WARRANTY

Limited Lifetime – Residential  
Limited 10-year – Commercial

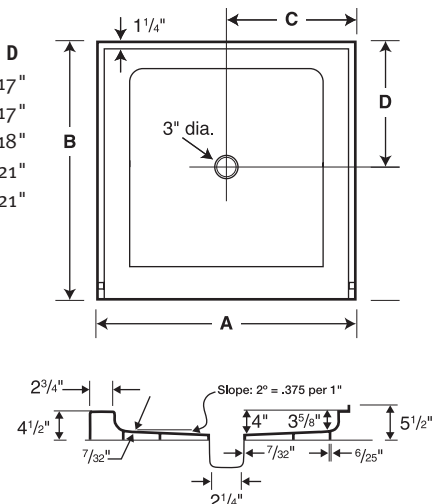
## FEATURES

- Reinforced solid surface means color and texture run all the way through and cannot wear away.
- Will not mold or mildew, no grout to clean.
- Coordinates with Swanstone shower and bath systems.
- Pebbled, slip-resistant surface.

Model	Nominal Size	Rough-In Dimensions			
		A	B	C	D
SS-3454	34" x 54"	54-3/8"	34-3/16"	27-3/16"	17-3/16"
SS-3460	34" x 60"	60-3/8"	34-3/16"	30-3/16"	17-3/16"
SS-3636	36" x 36"	36-3/8"	36-3/16"	18-3/16"	18-3/16"
SS-4236	42" x 36"	36-3/8"	42-3/16"	18-3/16"	20-3/16"
SS-4242	42" x 42"	42-3/8"	42-3/16"	21-3/16"	21-3/16"

**IMPORTANT:** Rough-in dimensions are provided for reference only. You must measure the actual shower floor and check local building code requirements before construction of the stud wall.

Model	A	B	C	D
SS-3454	54"	34"	27"	17"
SS-3460	60"	34"	30"	17"
SS-3636	36"	36"	18"	18"
SS-4236	36"	42"	18"	21"
SS-4242	42"	42"	21"	21"



## SPECIFICATIONS

### Single Threshold Shower Floors With Fit-Flo™ Drain

Model	Part	Nominal Size	Dimensions	Ship Wt. Lb.	Ship FedEx	Carton Dims. In.	Cu. Ft.
SS-3454	SF03454MD	34" D x 54" W	(864 mm x 1372 mm)	55	—	60 x 40 x 10	14
SS-3460	SF03460MD	34" D x 60" W	(864 mm x 1524 mm)	54	—	69 x 40 x 10	16
SS-3636	SF03636MD	36" D x 36" W	(914 mm x 914 mm)	40	—	42 x 41 x 10	10
SS-4236	SF04236MD	42" D x 36" W	(1067 mm x 914 mm)	44	—	47 x 42 x 10	12
SS-4242	SF04242MD	42" D x 42" W	(1067 mm x 1067 mm)	53	—	48 x 48 x 10	14

Includes: One code-approved compression-molded Swanstone floor with molded-in Fit-Flo drain and installation instructions.

Packaging: Each floor packed in a rectangular carton.

## STANDARDS AND RATINGS

American National Standard Institute—ANSI Z124.1.2

International Association of Plumbing and Mechanical Officials (IAPMO)—Listed

CSA Standard B45.5 by IAPMO

Uniform Plumbing Code (UPC)

For a complete list of tests and results see the Technical Data Sheet.

## SUPPORT DOCUMENTS

Installation instructions available at [swanstone.com](http://swanstone.com).

## COLORS

(See inside back cover for color sample.)

### Solid Colors:

- White (010)
- Bone (037)
- Bisque (018)
- Bright White (137)
- Pearl (138)

### Aggregate Colors:

- Acorn (123)
- Almond Galaxy (046)
- Arctic Granite (035)
- Baby's Breath (168)
- Barley (091)
- Bermuda Sand (040)
- Canyon (124)
- Caraway Seed (169)
- Cloud Bone (126)
- Cloud White (125)
- Cornflower (063)
- Glacier (121)

- Golden Steppe (128)
- Gray Granite (042)
- Ice (130)
- Indian Grass (071)
- Mountain Haze (129)
- Night Sky (012)
- Pebble (072)
- Prairie (122)
- Sierra (094)
- Tahiti Desert (050)
- Tahiti Gray (053)
- Tahiti Ivory (059)
- Tahiti Matrix (058)
- Tahiti Sand (051)
- Tahiti Terra (055)
- Tahiti White (011)
- Tundra (131)
- Winter Wheat (060)

## MAINTENANCE AND CLEANING INFORMATION

Clean regularly with common household liquid cleaners and a sponge or soft cloth. For hard water stains, scale removers can be used. If necessary, abrasive cleaners can be used with a nylon brush or pad to remove build up on the shower floor surface. **Do not** use a metal-scouring pad or a wire brush, as it will damage the surface. **Do not** use "leave on" cleaning products, such as automatic spray shower cleaners. Prolonged contact with harsh chemicals could have an adverse reaction over time and discolor surfaces. **Do not** use cleaning agents that caution use on acrylic, polyester or plastics.





## Retrofit Shower Floors

### With Fit-Flo™ Drain

**Manufactured from Swanstone solid surface**  
(See page 2 for detailed information.)

*Recommended for high-use traffic areas  
and commercial surfaces.*

## SWANSTONE SHOWER FLOORS

### WARRANTY

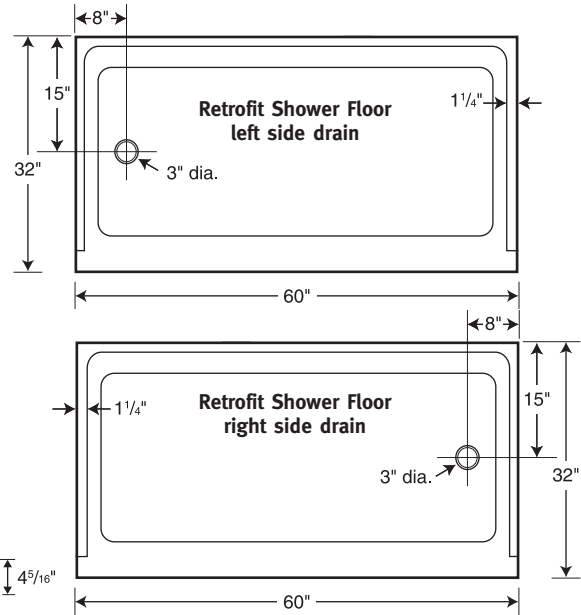
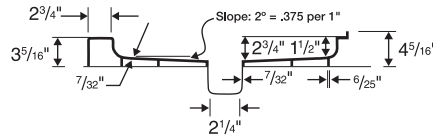
Limited Lifetime – Residential  
Limited 10-year – Commercial

## FEATURES

- Reinforced solid surface means color and texture run all the way through and cannot wear away.
- Will not mold or mildew, no grout to clean.
- Coordinates with Swanstone shower and bath systems.
- Pebbled, slip-resistant surface.
- Without expensive plumbing re-work, this floor can be installed in the same area once occupied by a standard bathtub.

Model	Nominal Size	Rough-In Dimensions			
		60"	32"	8"	15"
SR-3260L (Left-side drain)	32" x 60"	60-3/8"	32-3/16"	8-3/16"	15-3/16"
SR-3260R (Right-side drain)	32" x 60"	60-3/8"	32-3/16"	8-3/16"	15-3/16"

**IMPORTANT:** Rough-in dimensions are provided for reference only. You must measure the actual shower floor and check local building code requirements before construction of the stud wall.



## SPECIFICATIONS

### Retrofit Shower Floors With Fit-Flo™ Drain

Model	Part	Nominal Size	Dimensions	Ship Wt. Lb.	Ship FedEx	Carton Dims. In.	Cu. Ft.
SR-3260L	SR03260LM	32" D x 60" W	(Retrofit left drain)	59	—	66 x 37 x 10	15
SR-3260R	SR03260RM	32" D x 60" W	(Retrofit right drain)	59	—	66 x 37 x 10	15

Includes: One code-approved compression-molded Swanstone floor with molded-in Fit-Flo drain and installation instructions.

Packaging: Each floor packed in a rectangular carton.

## STANDARDS AND RATINGS

American National Standard Institute—ANSI Z124.1.2

International Association of Plumbing and Mechanical Officials (IAPMO)—Listed

CSA Standard B45.5 by IAPMO

Uniform Plumbing Code (UPC)

For a complete list of tests and results see the Technical Data Sheet.

## SUPPORT DOCUMENTS

Installation instructions available at [swanstone.com](http://swanstone.com).



## COLORS

(See inside back cover for color sample.)

### Solid Colors:

- White (010)
- Bone (037)
- Bisque (018)
- Bright White (137)
- Pearl (138)

### Aggregate Colors:

- Acorn (123)
- Almond Galaxy (046)
- Arctic Granite (035)
- Baby's Breath (168)
- Barley (091)
- Bermuda Sand (040)
- Canyon (124)
- Caraway Seed (169)
- Cloud Bone (126)
- Cloud White (125)
- Cornflower (063)
- Glacier (121)

- Golden Steppe (128)
- Gray Granite (042)
- Ice (130)
- Indian Grass (071)
- Mountain Haze (129)
- Night Sky (012)
- Pebble (072)
- Prairie (122)
- Sierra (094)
- Tahiti Desert (050)
- Tahiti Gray (053)
- Tahiti Ivory (059)
- Tahiti Matrix (058)
- Tahiti Sand (051)
- Tahiti Terra (055)
- Tahiti White (011)
- Tundra (131)
- Winter Wheat (060)

## MAINTENANCE AND CLEANING INFORMATION

Clean regularly with common household cleaners and a sponge or soft cloth. For hard water stains, scale removers can be used. If necessary, abrasive cleaners can be used with a nylon brush or pad to remove build up on the shower floor surface. **Do not** use a metal-scouring pad or a wire brush, as it will damage the surface. **Do not** use "leave on" cleaning products, such as automatic spray shower cleaners. Prolonged contact with harsh chemicals could have an adverse reaction over time and discolor surfaces. **Do not** use cleaning agents that caution use on acrylic, polyester or plastics.



## Double Threshold and Neo Angle

## SWANSTONE SHOWER FLOORS

### With Fit-Flo™ Drain

**Manufactured from Swanstone solid surface**  
(See page 2 for detailed information.)

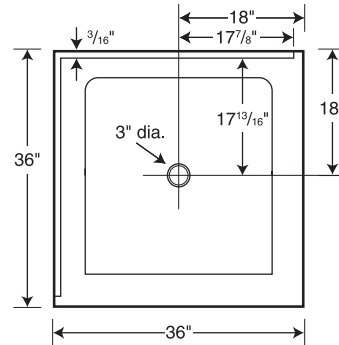
**WARRANTY**  
Limited Lifetime – Residential  
Limited 10-year – Commercial

*Recommended for high-use traffic areas and commercial surfaces.*

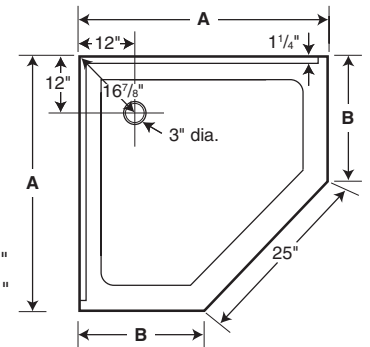
### FEATURES

- Reinforced solid surface means color and texture run all the way through and cannot wear away.
- Will not mold or mildew, no grout to clean.
- Coordinates with Swanstone shower and bath systems.
- Pebbled, slip-resistant surface.

SS-36DTF  
Double  
Threshold

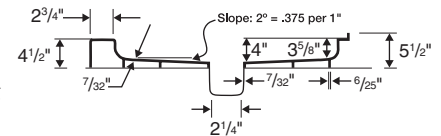


Model	A	B
SS-36NEO	36"	18"
SS-38NEO	38"	20"



Model	Nominal Size	Rough-In Dimensions			
		36"	36"	18"	18"
SS-36DTF	36" x 36"	36-1/16"	36-1/16"	18-3/16"	18-3/16"
		A	B	25"	12"
SS-36NEO	36" x 36"	36-1/8"	18-3/16"	25-1/8"	12-3/16"
SS-38NEO	38" x 38"	38-1/8"	20-3/16"	25-1/8"	12-3/16"

**IMPORTANT:** Rough-in dimensions are provided for reference only. You must measure the actual shower floor and check local building code requirements before construction of the stud wall.



### SPECIFICATIONS

#### Double Threshold and Neo Angle Shower Floors With Fit-Flo™ Drain

Model	Part	Nominal Size Dimensions	Ship Wt. Lb.	Ship FedEx	Carton Dims. In.	Cu. Ft.
<b>Double Threshold Shower Floor</b>						
SS-36DTF	SD03636MD	36" D x 36" W DTF (914 mm x 914 mm)	44	—	42 x 41 x 10	10
<b>Neo Angle Shower Floors</b>						
SS-36NEO	SN00036MD	36" D x 36" W (914 mm x 914 mm)	40	—	42 x 42 x 10	11
SS-38NEO	SN00038MD	38" D x 38" W (965 mm x 965 mm)	44	—	44 x 43 x 10	11

Includes: One code-approved compression-molded Swanstone floor with molded-in Fit-Flo drain and installation instructions.

Packaging: Each floor packed in a rectangular carton.

### STANDARDS AND RATINGS

American National Standard Institute—ANSI Z124.1.2

International Association of Plumbing and Mechanical Officials (IAPMO)—Listed

CSA Standard B45.5 by IAPMO

Uniform Plumbing Code (UPC)

For a complete list of tests and results see the Technical Data Sheet.

### SUPPORT DOCUMENTS

Installation instructions available at [swanstone.com](http://swanstone.com).

### COLORS

(See inside back cover for color sample.)

#### Solid Colors:

- White (010)
- Bone (037)
- Bisque (018)
- Bright White (137)
- Pearl (138)

#### Aggregate Colors:

- Acorn (123)
- Almond Galaxy (046)
- Arctic Granite (035)
- Baby's Breath (168)
- Barley (091)
- Bermuda Sand (040)
- Canyon (124)
- Caraway Seed (169)
- Cloud Bone (126)
- Cloud White (125)
- Cornflower (063)
- Glacier (121)

- Golden Steppe (128)
- Gray Granite (042)
- Ice (130)
- Indian Grass (071)
- Mountain Haze (129)
- Night Sky (012)
- Pebble (072)
- Prairie (122)
- Sierra (094)
- Tahiti Desert (050)
- Tahiti Gray (053)
- Tahiti Ivory (059)
- Tahiti Matrix (058)
- Tahiti Sand (051)
- Tahiti Terra (055)
- Tahiti White (011)
- Tundra (131)
- Winter Wheat (060)

### MAINTENANCE AND CLEANING INFORMATION

Clean regularly with common household liquid cleaners and a sponge or soft cloth. For hard water stains, scale removers can be used. If necessary, abrasive cleaners can be used with a nylon brush or pad to remove build up on the shower floor surface. **Do not** use a metal-scouring pad or a wire brush, as it will damage the surface. **Do not** use "leave on" cleaning products, such as automatic spray shower cleaners. Prolonged contact with harsh chemicals could have an adverse reaction over time and discolor surfaces. **Do not** use cleaning agents that caution use on acrylic, polyester or plastics.





## Barrier-Free Shower Floors

### With Fit-Flo™ Drain

**Manufactured from Swanstone solid surface**  
(See page 2 for detailed information.)

*Recommended for high-use traffic areas and commercial surfaces.*

## SWANSTONE SHOWER FLOORS

### WARRANTY

Limited Lifetime – Residential  
Limited 10-year – Commercial

## FEATURES

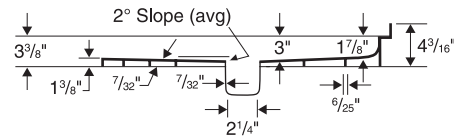
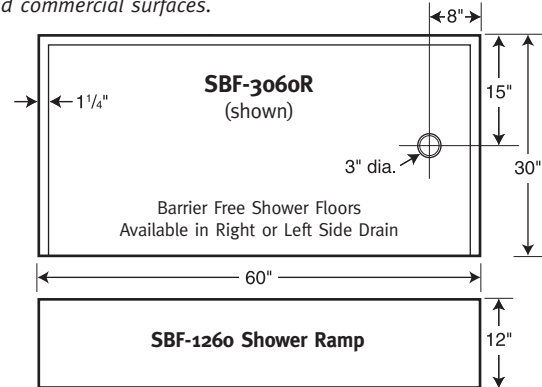
- Reinforced solid surface means color and texture run all the way through and cannot wear away.
- Will not mold or mildew, no grout to clean.
- Coordinates with Swanstone shower and bath systems.
- “S” pattern molded into floor provides a slip-resistant surface.



Universal Design

Model	Nominal Size	Rough-In Dimensions			
		60"	30"	8"	15"
SBF-3060L Barrier Free (left drain)	30" x 60"	60-3/8"	30-3/16"	8-3/16"	15-3/16"
SBF-3060R Barrier Free (right drain)	30" x 60"	60-3/8"	30-3/16"	8-3/16"	15-3/16"

**IMPORTANT:** Rough-in dimensions are provided for reference only. You must measure the actual shower floor and check local building code requirements before construction of the stud wall. Meets ADA requirements for use in existing bathing facilities but not for new construction.



## SPECIFICATIONS

### Barrier Free Shower Floors With Fit-Flo™ Drain

Model	Part	Nominal Size Dimensions	Ship Wt. Lb.	Ship FedEx	Carton Dims. In.	Cu. Ft.
SBF-3060L	SB03060LM	30" D x 60" W (left drain) (762 mm x 1524 mm)	64	–	66 x 36 x 10	14
SBF-3060R	SB03060RM	30" D x 60" W (right drain) (762 mm x 1524 mm)	64	–	66 x 36 x 10	14
BF-1260	BF01260	12" D x 60" W (ramp) (305 mm x 1524 mm)	25	FedEx	66 x 14 x 2	1.07

Includes: One code-approved compression-molded Swanstone floor with molded-in Fit-Flo drain and installation instructions.

Packaging: Each floor packed in a rectangular carton.

## ACCESSORIES

See page 101 for complete listing of all Universal Design accessories.

## STANDARDS AND RATINGS

American National Standard Institute—ANSI Z124.1.2

International Association of Plumbing and Mechanical Officials (IAPMO)—Listed

CSA Standard B45.5 by IAPMO

Uniform Plumbing Code (UPC)

For a complete list of tests and results see the Technical Data Sheet.

## SUPPORT DOCUMENTS

Installation instructions available at [swanstone.com](http://swanstone.com).

## COLORS

(See inside back cover for color sample.)

### Solid Colors:

- White (010)
- Bone (037)
- Bisque (018)
- Bright White (137)
- Pearl (138)

### Aggregate Colors:

- Acorn (123)
- Almond Galaxy (046)
- Arctic Granite (035)
- Baby's Breath (168)
- Barley (091)
- Bermuda Sand (040)
- Canyon (124)
- Caraway Seed (169)
- Cloud Bone (126)
- Cloud White (125)
- Cornflower (063)
- Glacier (121)

- Golden Steppe (128)
- Gray Granite (042)
- Ice (130)
- Indian Grass (071)
- Mountain Haze (129)
- Night Sky (012)
- Pebble (072)
- Prairie (122)
- Sierra (094)
- Tahiti Desert (050)
- Tahiti Gray (053)
- Tahiti Ivory (059)
- Tahiti Matrix (058)
- Tahiti Sand (051)
- Tahiti Terra (055)
- Tahiti White (011)
- Tundra (131)
- Winter Wheat (060)

## MAINTENANCE AND CLEANING INFORMATION

Clean regularly with common household liquid cleaners and a sponge or soft cloth. For hard water stains, scale removers can be used. If necessary, abrasive cleaners can be used with a nylon brush or pad to remove build up on the shower floor surface. **Do not** use a metal-scouring pad or a wire brush, as it will damage the surface. **Do not** use “leave on” cleaning products, such as automatic spray shower cleaners. Prolonged contact with harsh chemicals could have an adverse reaction over time and discolor surfaces. **Do not** use cleaning agents that caution use on acrylic, polyester or plastics.







## Barrier-Free Shower Floors

## SWANSTONE SHOWER FLOORS

### With Trough Drain

#### Manufactured from Swanstone solid surface

(See page 2 for detailed information.)

#### WARRANTY

Limited Lifetime – Residential  
Limited 10-year – Commercial

Recommended for high-use traffic areas and commercial surfaces.

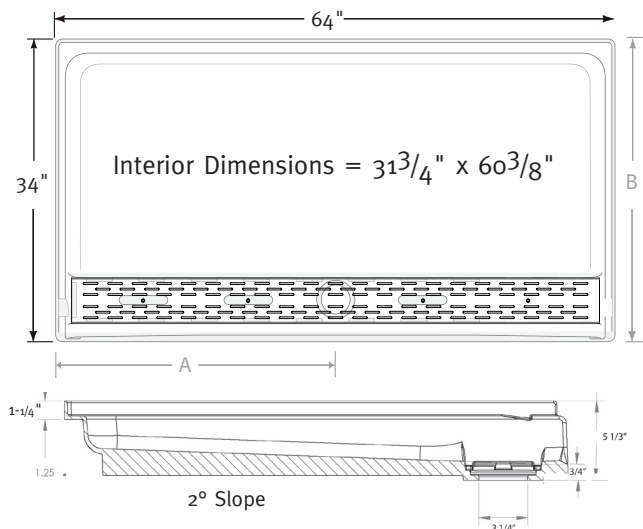
### FEATURES

- Low threshold provides easy access; no ramp required.
- Wide trough drain eliminates need for additional water dam.
- Sturdy 16-gauge stainless steel grate extends full width of floor for maximum drainage.
- No need to notch concrete or raise subfloor which provides a cost-saving, easy installation.
- Engineered for strength with molded-in structure supports.
- Slip-resistant surface for added safety.
- Reinforced solid surface will not mold or mildew, no grout to clean.



Universal Design

Model	Nominal Size	Rough-In Dimensions			
		64	34	A	B
SBF-3464 Barrier-Free	34" x 64"	64-1/4"	34-1/8"	32-3/16"	29-13/16"



IMPORTANT: Rough-in dimensions are provided for reference only. You must measure the actual shower floor and check local building code requirements before construction of the stud wall. Meets ADA requirements for use in new construction or existing bathing facilities.

### SPECIFICATIONS

#### Barrier-Free Shower Floor With Trough Drain

Model	Part	Nominal Size Dimensions	Ship	Ship	Carton	Cu. Ft.
			Wt. Lb.	FedEx	Dims. In.	
SBF-3464	SB03464	34" D x 64" W (864 mm x 1626 mm)	70	–	69 x 39 x 10	15.18

Includes: One code-approved compression-molded Swanstone floor with trough drain and installation instructions.

Packaging: Each floor packed in a rectangular carton.

Note: This product meets the dimensional requirements to allow for installation in ADA applications. For up-to-date ADA regulations, visit ([ADA.gov](http://ADA.gov)).

### ACCESSORIES

See page 101 for complete listing of all Universal Design accessories.

### STANDARDS AND RATINGS

American National Standard Institute—ANSI Z124.1.2

International Association of Plumbing and Mechanical Officials (IAPMO)—Listed

CSA Standard B45.5 by IAPMO

Uniform Plumbing Code (UPC)

For a complete list of tests and results see the Technical Data Sheet.

### SUPPORT DOCUMENTS

Installation instructions available at [swanstone.com](http://swanstone.com).

MADE IN USA

### COLORS

(See inside back cover for color sample.)

#### Solid Colors:

- White (010)
- Bone (037)
- Bisque (018)
- Bright White (137)
- Pearl (138)

#### Aggregate Colors:

- Acorn (123)
- Almond Galaxy (046)
- Arctic Granite (035)
- Baby's Breath (168)
- Barley (091)
- Bermuda Sand (040)
- Canyon (124)
- Caraway Seed (169)
- Cloud Bone (126)
- Cloud White (125)
- Cornflower (063)
- Glacier (121)

- Golden Steppe (128)
- Gray Granite (042)
- Ice (130)
- Indian Grass (071)
- Mountain Haze (129)
- Night Sky (012)
- Pebble (072)
- Prairie (122)
- Sierra (094)
- Tahiti Desert (050)
- Tahiti Gray (053)
- Tahiti Ivory (059)
- Tahiti Matrix (058)
- Tahiti Sand (051)
- Tahiti Terra (055)
- Tahiti White (011)
- Tundra (131)
- Winter Wheat (060)

### MAINTENANCE AND CLEANING INFORMATION

Clean regularly with common household liquid cleaners and a sponge or soft cloth. For hard water stains, scale removers can be used. If necessary, abrasive cleaners can be used with a nylon brush or pad to remove build up on the shower floor surface. **Do not** use a metal-scouring pad or a wire brush, as it will damage the surface. **Do not** use "leave on" cleaning products, such as automatic spray shower cleaners. Prolonged contact with harsh chemicals could have an adverse reaction over time and discolor surfaces. **Do not** use cleaning agents that caution use on acrylic, polyester or plastics.





## Transfer Shower Floors

## SWANSTONE SHOWER FLOORS

### With Fit-Flo™ Drain

### Manufactured from Swanstone solid surface

(See page 2 for detailed information.)

*Recommended for high-use traffic areas and commercial surfaces.*

#### WARRANTY

Limited Lifetime – Residential  
Limited 10-year – Commercial

## FEATURES

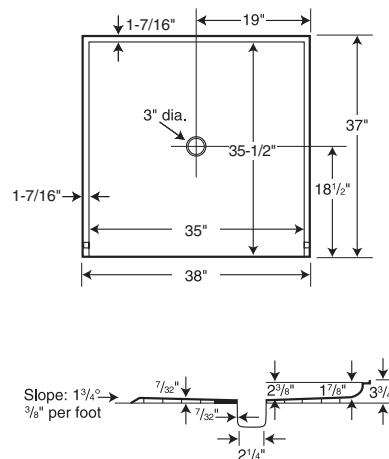
- Reinforced solid surface means color and texture run all the way through and cannot wear away.
- Will not mold or mildew, no grout to clean.
- Coordinates with Swanstone shower and bath systems.
- “S” pattern molded into floor provides a slip-resistant surface.



Universal Design

Model	Nominal Size	Rough-In Dimensions			
		38"	37"	19"	18-1/2"
STS-3738	37" x 38"	38-3/8"	37-3/16"	19-3/16"	18-9/16"
Shower Transfer Floor					

IMPORTANT: Rough-in dimensions are provided for reference only. You must measure the actual shower floor and check local building code requirements before construction of the stud wall.



## SPECIFICATIONS

### Transfer Shower Floors With Fit-Flo™ Drain

Model	Part	Nominal Size Dimensions	Ship			
			Wt. Lb.	FedEx	Carton Dims. In.	Cu. Ft.
STS-3738	SF03738MD	37" D x 38" W (940 mm x 965 mm)	46	—	45 x 43 x 10	12

Includes: One code-approved compression-molded Swanstone floor with molded-in Fit-Flo drain and installation instructions.

Packaging: Each floor packed in a rectangular carton.

## ACCESSORIES

See page 101 for complete listing of all Universal Design accessories.

## STANDARDS AND RATINGS

American National Standard Institute—ANSI Z124.1.2

International Association of Plumbing and Mechanical Officials (IAPMO)—Listed

CSA Standard B45.5 by IAPMO

Uniform Plumbing Code (UPC)

For a complete list of tests and results see the Technical Data Sheet.

## SUPPORT DOCUMENTS

Installation instructions available at [swanstone.com](http://swanstone.com).

## COLORS

(See inside back cover for color sample.)

### Solid Colors:

- White (010)
- Bone (037)
- Bisque (018)
- Bright White (137)
- Pearl (138)

### Aggregate Colors:

- Acorn (123)
- Almond Galaxy (046)
- Arctic Granite (035)
- Baby's Breath (168)
- Barley (091)
- Bermuda Sand (040)
- Canyon (124)
- Caraway Seed (169)
- Cloud Bone (126)
- Cloud White (125)
- Cornflower (063)
- Glacier (121)

- Golden Steppe (128)
- Gray Granite (042)
- Ice (130)
- Indian Grass (071)
- Mountain Haze (129)
- Night Sky (012)
- Pebble (072)
- Prairie (122)
- Sierra (094)
- Tahiti Desert (050)
- Tahiti Gray (053)
- Tahiti Ivory (059)
- Tahiti Matrix (058)
- Tahiti Sand (051)
- Tahiti Terra (055)
- Tahiti White (011)
- Tundra (131)
- Winter Wheat (060)

## MAINTENANCE AND CLEANING INFORMATION

Clean regularly with common household liquid cleaners and a sponge or soft cloth. For hard water stains, scale removers can be used. If necessary, abrasive cleaners can be used with a nylon brush or pad to remove build up on the shower floor surface. **Do not** use a metal-scouring pad or a wire brush, as it will damage the surface. **Do not** use “leave on” cleaning products, such as automatic spray shower cleaners. Prolonged contact with harsh chemicals could have an adverse reaction over time and discolor surfaces. **Do not** use cleaning agents that caution use on acrylic, polyester or plastics.





## Retrofit Shower Floors

### With Fit-Flo™ Drain

Manufactured from Veritek®  
(See page 2 for detailed information.)

## Veritek® SHOWER FLOORS

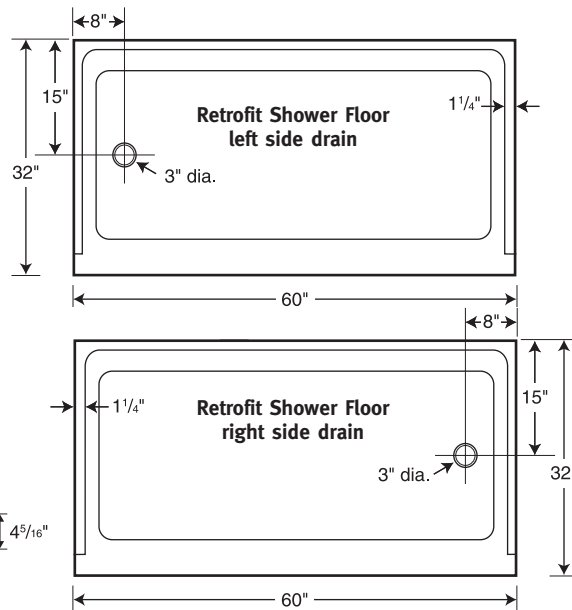
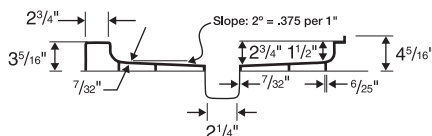
WARRANTY  
Limited Lifetime – Residential  
Limited 5-year – Commercial

### FEATURES

- Will not mold or mildew, no grout to clean.
- Coordinates with other Swanstone or Veritek® products.
- Pebbled, slip-resistant surface.
- Made of Veritek® with no surface coating to chip or crack.
- Without expensive plumbing re-work, this floor can be installed in the same space once occupied by a standard bathtub.

Model	Nominal Size	Rough-In Dimensions			
		60"	32"	8"	15"
FR-3260L (Left Drain)	32" x 60"	60-3/8"	32-3/16"	8-3/16"	15-3/16"
FR-3260R (Right Drain)	32" x 60"	60-3/8"	32-3/16"	8-3/16"	15-3/16"

IMPORTANT: Rough-in dimensions are provided for reference only. You must measure the actual shower floor and check local building code requirements before construction of the stud wall.



### SPECIFICATIONS

#### Retrofit Shower Floors With Fit-Flo™ Drain

Model	Part	Nominal Size Dimensions	Ship Wt. Lb.	Ship FedEx	Carton Dims. In.	Cu. Ft.
FR-3260L (Left Drain)	FR3260LM	32" D x 60" W (813 mm x 1524 mm)	56	–	66 x 37 x 10	15
FR-3260R (Right Drain)	FR3260RM	32" D x 60" W (813 mm x 1524 mm)	56	–	66 x 37 x 10	15

Includes: One code-approved compression-molded Veritek® shower floor with molded-in Fit-Flo drain and installation instructions.

Packaging: Each floor packed in a rectangular carton.

### COLORS

(See inside back cover for color sample.)

- White (010)
- Bone (037)
- Bisque (018)
- Bright White (137)
- Pearl (138)

### STANDARDS AND RATINGS

American National Standard Institute—ANSI Z124.1.2

International Association of Plumbing and Mechanical Officials (IAPMO)—Listed

CSA Standard B45.5 by IAPMO

Uniform Plumbing Code (UPC)

For a complete list of tests and results see the Technical Data Sheet.

### SUPPORT DOCUMENTS

Installation instructions available at [swanstone.com](http://swanstone.com).

**MADE IN USA**

### MAINTENANCE AND CLEANING INFORMATION

Clean regularly with common household liquid cleaners and a sponge or soft cloth. For hard water stains, scale removers can be used. If necessary, abrasive cleaners can be used with a nylon brush or pad to remove build up on the shower floor surface. **Do not** use a metal-scouring pad or a wire brush, as it will damage the surface. **Do not** use "leave on" cleaning products, such as automatic spray shower cleaners. Prolonged contact with harsh chemicals could have an adverse reaction over time and discolor surfaces. **Do not** use cleaning agents that caution use on acrylic, polyester or plastics.



## Single Threshold Shower Floors

### With Fit-Flo™ Drain

Manufactured from Veritek®  
(See page 2 for detailed information.)

## Veritek® SHOWER FLOORS

### WARRANTY

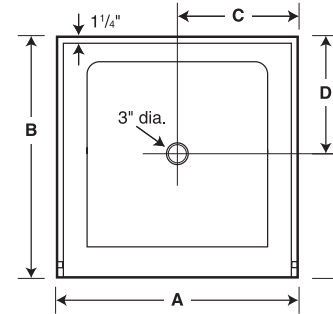
Limited Lifetime – Residential  
Limited 5-year – Commercial

## FEATURES

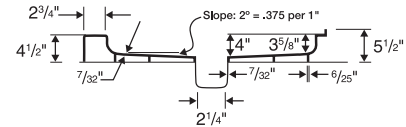
- Will not mold or mildew, no grout to clean.
- Coordinates with other Swanstone or Veritek® products.
- Pebbled, slip-resistant surface.
- Made of Veritek® with no surface coating to chip or crack.

Model	Nominal Size	Rough-In Dimensions			
		A	B	C	D
R-3232	32" x 32"	32-3/8"	32-3/16"	16-3/16"	16-3/16"
R-3248	32" x 48"	48-3/8"	32-3/16"	24-3/16"	16-3/16"
R-3260	32" x 60"	60-3/8"	32-3/16"	30-3/16"	16-3/16"
R-3442	34" x 42"	42-3/8"	34-3/16"	21-3/16"	17-3/16"
R-3448	34" x 48"	48-3/8"	34-3/16"	24-3/16"	17-3/16"
R-3454	34" x 54"	54-3/8"	34-3/16"	27-3/16"	17-3/16"
R-3460	34" x 60"	60-3/8"	34-3/16"	30-3/16"	17-3/16"
R-3636	36" x 36"	36-3/8"	36-3/16"	18-3/16"	18-3/16"
R-4236	42" x 36"	36-3/8"	42-3/16"	18-3/16"	20-3/16"
R-4242	42" x 42"	42-3/8"	42-3/16"	21-3/16"	21-3/16"

Model	A	B	C	D
R-3232	32"	32"	16"	16"
R-3248	48"	32"	24"	16"
R-3260	60"	32"	30"	16"
R-3442	42"	34"	21"	17"
R-3448	48"	34"	24"	17"
R-3454	54"	34"	27"	17"
R-3460	60"	34"	30"	17"
R-3636	36"	36"	18"	18"
R-4236	36"	42"	18"	20"
R-4242	42"	42"	21"	21"



IMPORTANT: Rough-in dimensions are provided for reference only. You must measure the actual shower floor and check local building code requirements before construction of the stud wall.



## SPECIFICATIONS

### Single Threshold Shower Floors With Fit-Flo™ Drain

Model	Part	Nominal Size Dimensions	Ship Wt. Lb.	Ship FedEx	Carton Dims. In.	Cu. Ft.
R-3232	FF03232MD	32" D x 32" W (813 mm x 813 mm)	32	—	38 x 37 x 10	9
R-3248	FF03248MD	32" D x 48" W (813 mm x 1219 mm)	49	—	54 x 38 x 10	12
R-3260	FF03260MD	32" D x 60" W (813 mm x 1524 mm) - Center drain	56	—	66 x 37 x 10	15
R-3442	FF03442MD	34" D x 42" W (864 mm x 1067 mm)	46	—	48 x 40 x 10	12
R-3448	FF03448MD	34" D x 48" W (864 mm x 1219 mm)	47	—	54 x 39 x 10	13
R-3454	FF03454MD	34" D x 54" W (864 mm x 1372 mm)	55	—	60 x 40 x 10	14
R-3460	FF03460MD	34" D x 60" W (864 mm x 1524 mm)	63	—	66 x 40 x 10	16
R-3636	FF03636MD	36" D x 36" W (914 mm x 914 mm)	40	—	42 x 41 x 10	10
R-4236	FF04236MD	42" D x 36" W (1067 mm x 914 mm)	44	—	47 x 42 x 10	12
R-4242	FF04242MD	42" D x 42" W (1067 mm x 1067 mm)	53	—	48 x 48 x 10	14

Includes: One code-approved compression-molded Veritek® shower floor with molded-in Fit-Flo drain and installation instructions.

Packaging: Each floor packed in a rectangular carton.

## STANDARDS AND RATINGS

American National Standard Institute—ANSI Z124.1.2

International Association of Plumbing and Mechanical Officials (IAPMO)—Listed

CSA Standard B45.5 by IAPMO

Uniform Plumbing Code (UPC)

For a complete list of tests and results see the Technical Data Sheet.

## SUPPORT DOCUMENTS

Installation instructions available at [swanstone.com](http://swanstone.com).

## COLORS

(See inside back cover for color sample.)

- White (010)
- Bisque (018)
- Pearl (138)
- Bone (037)
- Bright White (137)

## MAINTENANCE AND CLEANING INFORMATION

Clean regularly with common household liquid cleaners and a sponge or soft cloth. For hard water stains, scale removers can be used. If necessary, abrasive cleaners can be used with a nylon brush or pad to remove build up on the shower floor surface. **Do not** use a metal-scouring pad or a wire brush, as it will damage the surface. **Do not** use "leave on" cleaning products, such as automatic spray shower cleaners. Prolonged contact with harsh chemicals could have an adverse reaction over time and discolor surfaces. **Do not** use cleaning agents that caution use on acrylic, polyester or plastics.





## Double Threshold Shower Floors

### With Fit-Flo™ Drain

Manufactured from Veritek®  
(See page 2 for detailed information.)

## Veritek® SHOWER FLOORS

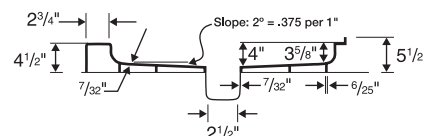
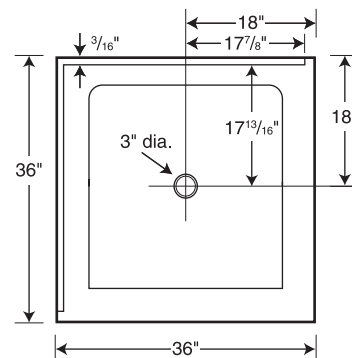
WARRANTY  
Limited Lifetime – Residential  
Limited 5-year – Commercial

### FEATURES

- Will not mold or mildew, no grout to clean.
- Coordinates with other Swanstone or Veritek® products.
- Pebbled, slip-resistant surface.
- Made of Veritek® with no surface coating to chip or crack.

Model	Nominal Size	Rough-In Dimensions			
		36"	36"	18"	18"
R-36DTF	36" x 36"	36-1/16"	36-1/16"	18-3/16"	18-3/16"

IMPORTANT: Rough-in dimensions are provided for reference only. You must measure the actual shower floor and check local building code requirements before construction of the stud wall.



### SPECIFICATIONS

#### Double Threshold Shower Floors With Fit-Flo™ Drain

Model	Part	Nominal Size Dimensions	Ship Wt. Lb.	Ship FedEx	Carton Dims. In.	Cu. Ft.
R-36DTF	FD03636MD	36" D x 36" W (914 mm x 914 mm)	44	—	42 x 41 x 10	10

Includes: One code-approved compression-molded Veritek® shower floor with molded-in Fit-Flo drain and installation instructions.

Packaging: Each floor packed in a rectangular carton.

### COLORS

(See inside back cover for color sample.)

- White (010)
- Bone (037)
- Bisque (018)
- Bright White (137)
- Pearl (138)

### STANDARDS AND RATINGS

American National Standard Institute—ANSI Z124.1.2

International Association of Plumbing and Mechanical Officials (IAPMO)—Listed

CSA Standard B45.5 by IAPMO

Uniform Plumbing Code (UPC)

For a complete list of tests and results see the Technical Data Sheet.

### SUPPORT DOCUMENTS

Installation instructions available at [swanstone.com](http://swanstone.com).

### MAINTENANCE AND CLEANING INFORMATION

Clean regularly with common household liquid cleaners and a sponge or soft cloth. For hard water stains, scale removers can be used. If necessary, abrasive cleaners can be used with a nylon brush or pad to remove build up on the shower floor surface. **Do not** use a metal-scouring pad or a wire brush, as it will damage the surface. **Do not** use "leave on" cleaning products, such as automatic spray shower cleaners. Prolonged contact with harsh chemicals could have an adverse reaction over time and discolor surfaces. **Do not** use cleaning agents that caution use on acrylic, polyester or plastics.





## NEO Angle Shower Floors

### With Fit-Flo™ Drain

Manufactured from Veritek®  
(See page 2 for detailed information.)

## Veritek® SHOWER FLOORS

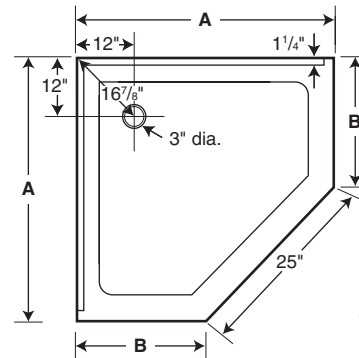
WARRANTY  
Limited Lifetime – Residential  
Limited 5-year – Commercial

### FEATURES

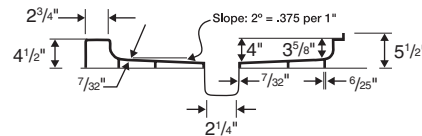
- Will not mold or mildew, no grout to clean.
- Coordinates with other Swanstone or Veritek® products.
- Pebbled, slip-resistant surface.
- Made of Veritek® with no surface coating to chip or crack.

Model	Nominal Size	Rough-In Dimensions			
		A	B	25"	12"
R-36NEO	36" x 36"	36-1/8"	18-3/16"	25-1/8"	12-3/16"
R-38NEO	38" x 38"	38-1/8"	20-3/16"	25-1/8"	12-3/16"

IMPORTANT: Rough-in dimensions are provided for reference only. You must measure the actual shower floor and check local building code requirements before construction of the stud wall.



Model	A	B
R-36 NEO	36"	18"
R-38 NEO	38"	20"



### SPECIFICATIONS

#### NEO Angle Shower Floors With Fit-Flo™ Drain

Model	Part	Nominal Size Dimensions	Ship Wt. Lb.	Ship FedEx	Carton Dims. In.	Cu. Ft.
R-36NEO	FN00036MD	36" D x 36" W (914 mm x 914 mm)	40	–	42 x 42 x 10	11
R-38NEO	FN00038MD	38" D x 38" W (965 mm x 965 mm)	44	–	44 x 43 x 10	11

Includes: One code-approved compression-molded Veritek® shower floor with molded-in Fit-Flo drain and installation instructions.

Packaging: Each floor packed in a rectangular carton.

### COLORS

(See inside back cover for color sample.)

- White (010)
- Bone (037)
- Bisque (018)
- Bright White (137)
- Pearl (138)

### STANDARDS AND RATINGS

American National Standard Institute—ANSI Z124.1.2  
International Association of Plumbing and Mechanical Officials (IAPMO)—Listed  
CSA Standard B45.5 by IAPMO  
Uniform Plumbing Code (UPC)

For a complete list of tests and results see the Technical Data Sheet.

### SUPPORT DOCUMENTS

Installation instructions available at [swanstone.com](http://swanstone.com).

### MAINTENANCE AND CLEANING INFORMATION

Clean regularly with common household liquid cleaners and a sponge or soft cloth. For hard water stains, scale removers can be used. If necessary, abrasive cleaners can be used with a nylon brush or pad to remove build up on the shower floor surface. **Do not** use a metal-scouring pad or a wire brush, as it will damage the surface. **Do not** use "leave on" cleaning products, such as automatic spray shower cleaners. Prolonged contact with harsh chemicals could have an adverse reaction over time and discolor surfaces. **Do not** use cleaning agents that caution use on acrylic, polyester or plastics.





## Barrier-Free Shower Floors

### With Fit-Flo™ Drain

**Manufactured from Veritek®**  
(See page 2 for detailed information.)

## Veritek® SHOWER FLOORS

**WARRANTY**  
Limited Lifetime – Residential  
Limited 5-year – Commercial

### FEATURES

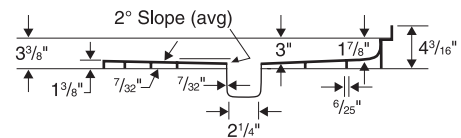
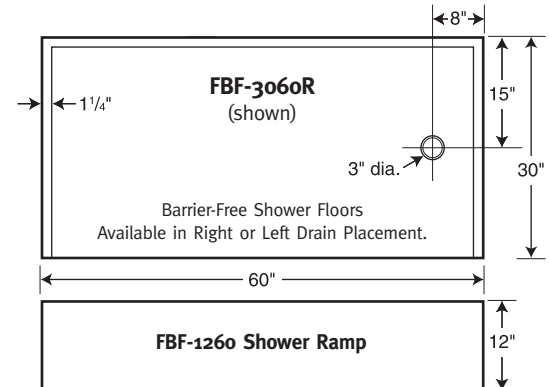
- Will not mold or mildew, no grout to clean.
- Coordinates with other Swanstone or Veritek® shower and bath systems.
- “S” pattern molded into floor provides a slip-resistant surface.
- Made of Veritek® with no surface coating to chip or crack.
- Can be recessed for flush mounting or can be used with a ramp.

Universal Design



Model	Nominal Size	Rough-In Dimensions			
		60"	30"	8"	15"
FBF-3060L	30" x 60"	60-3/8"	30-3/16"	8-3/16"	15-3/16"
Barrier Free (left side drain)					
FBF-3060R	30" x 60"	60-3/8"	30-3/16"	8-3/16"	15-3/16"
Barrier Free (right side drain)					

**IMPORTANT:** Rough-in dimensions are provided for reference only. You must measure the actual shower floor and check local building code requirements before construction of the stud wall. Meets ADA requirements for use in existing bathing facilities, but not for new construction.



### SPECIFICATIONS

#### Barrier-Free Shower Floors With Fit-Flo™ Drain

Model	Part	Nominal Size Dimensions	Ship Wt. Lb.	Ship FedEx	Carton Dims. In.	Cu. Ft.
FBF-3060L (Left Drain)	FB03060LM	30" D x 60" W (762 mm x 1524 mm)	64	–	66 x 36 x 10	14
FBF-3060R (Right Drain)	FB03060RM	30" D x 60" W (762 mm x 1524 mm)	64	–	66 x 36 x 10	14
FBF-1260	FB01260	12" D x 60" W – Ramp (306 mm x 1524 mm)	25	–	66 x 14 x 2	1.07

Includes: One code-approved compression-molded Veritek® shower floor with molded-in Fit-Flo drain and installation instructions.

Packaging: Each floor packed in a rectangular carton.

### COLORS

(See inside back cover for color sample.)

- White (010)
- Bone (037)
- Bisque (018)
- Bright White (137)
- Pearl (138)

### ACCESSORIES

See page 101 for complete listing of all Universal Design accessories.

### STANDARDS AND RATINGS

American National Standard Institute—ANSI Z124.1.2

International Association of Plumbing and Mechanical Officials (IAPMO)—Listed

CSA Standard B45.5 by IAPMO

Uniform Plumbing Code (UPC)

For a complete list of tests and results see the Technical Data Sheet.

### SUPPORT DOCUMENTS

Installation instructions available at [swanstone.com](http://swanstone.com).



### MAINTENANCE AND CLEANING INFORMATION

Clean regularly with common household liquid cleaners and a sponge or soft cloth. For hard water stains, scale removers can be used. If necessary, abrasive cleaners can be used with a nylon brush or pad to remove build up on the shower floor surface. **Do not** use a metal-scouring pad or a wire brush, as it will damage the surface. **Do not** use “leave on” cleaning products, such as automatic spray shower cleaners. Prolonged contact with harsh chemicals could have an adverse reaction over time and discolor surfaces. **Do not** use cleaning agents that caution use on acrylic, polyester or plastics.





## Barrier-Free Shower Floors

### With Trough Drain

Manufactured from Veritek®  
(See page 2 for detailed information.)

## Veritek® SHOWER FLOORS

### WARRANTY

Limited Lifetime – Residential  
Limited 5-year – Commercial

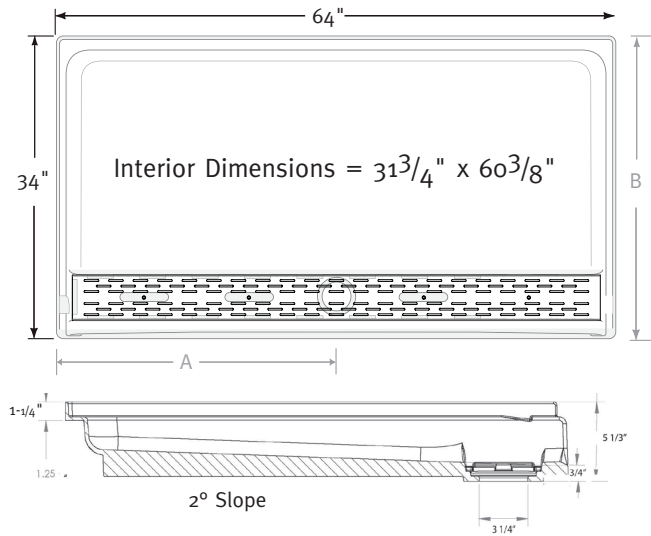
### FEATURES

- Low threshold provides easy access; no ramp required.
- Wide trough drain eliminates need for additional water dam.
- Stainless steel grate extends full width of floor for maximum drainage.
- Easy to install; does not require notching concrete or raising subfloor.
- Engineered for strength with molded-in structure supports.
- Slip-resistant surface for added safety.
- Made of Veritek® with no surface coating to chip or crack, no grout to clean.



Universal Design

Model	Nominal Size	Rough-In Dimensions			
		64	34	A	B
FBF-3464 Barrier Free	34" x 64"	64-1/4"	34-1/8"	32-3/16"	29-13/16"



Trough system drains into standard 2" drain pipe.

IMPORTANT: Rough-in dimensions are provided for reference only. You must measure the actual shower floor and check local building code requirements before construction of the stud wall. Meets ADA requirements for use in new construction or existing bathing facilities.

### SPECIFICATIONS

#### Barrier-Free Shower Floor With Trough Drain

Model	Part	Nominal Size Dimensions	Ship Wt. Lb.	Ship FedEx	Carton Dims. In.	Cu. Ft.
FBF-3464	FB03464	34" D x 64" W (864 mm x 1626 mm)	70	—	69 x 39 x 10	15.18

Includes: One code-approved compression-molded Veritek® shower floor with trough drain and installation instructions.

Packaging: Each floor packed in a rectangular carton.

Note: This product meets the dimensional requirements to allow for installation in ADA applications. For up-to-date ADA regulations, visit ([ADA.gov](http://ADA.gov)).

### ACCESSORIES

See page 101 for complete listing of all Universal Design accessories.

### STANDARDS AND RATINGS

American National Standard Institute—ANSI Z124.1.2

International Association of Plumbing and Mechanical Officials (IAPMO)—Listed

CSA Standard B45.5 by IAPMO

Uniform Plumbing Code (UPC)

For a complete list of tests and results see the Technical Data Sheet.

### SUPPORT DOCUMENTS

Installation instructions available at [swanstone.com](http://swanstone.com).



### COLORS

(See inside back cover for color sample.)

- White (010)
- Bone (037)
- Bisque (018)
- Bright White (137)
- Pearl (138)

### MAINTENANCE AND CLEANING INFORMATION

Clean regularly with common household liquid cleaners and a sponge or soft cloth. For hard water stains, scale removers can be used. If necessary, abrasive cleaners can be used with a nylon brush or pad to remove build up on the shower floor surface. **Do not** use a metal-scouring pad or a wire brush, as it will damage the surface. **Do not** use "leave on" cleaning products, such as automatic spray shower cleaners. Prolonged contact with harsh chemicals could have an adverse reaction over time and discolor surfaces. **Do not** use cleaning agents that caution use on acrylic, polyester or plastics.



## Transfer Shower Floors

### With Fit-Flo™ Drain

**Manufactured from Veritek®**  
(See page 2 for detailed information.)

## Veritek® SHOWER FLOORS

### WARRANTY

Limited Lifetime – Residential  
Limited 5-year – Commercial

## FEATURES

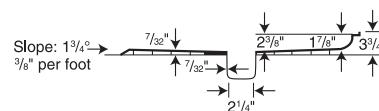
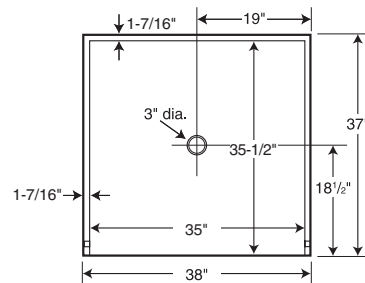
- Will not mold or mildew, no grout to clean.
- Coordinates with Swanstone or Veritek® shower and bath systems.
- “S” pattern molded into floor provides a slip-resistant surface.
- Made of Veritek® with no surface coating to chip or crack.



Universal Design

Model	Nominal Size	Rough-In Dimensions			
		38"	37"	19"	18-1/2"
FTS-3738	37" x 38"	38-3/8"	37-3/16"	19-3/16"	18-9/16"
Shower Transfer Floor					

IMPORTANT: Rough-in dimensions are provided for reference only. You must measure the actual shower floor and check local building code requirements before construction of the stud wall.



## SPECIFICATIONS

### Transfer Shower Floors With Fit-Flo™ Drain

Model	Part	Nominal Size Dimensions	Ship Wt. Lb.	Ship FedEx	Carton Dims. In.	Cu. Ft.
FTS-3738	FF03738MD	37" D x 38" W (940 mm x 965 mm)	46	—	45 x 43 x 10	12

Includes: One code-approved compression-molded Veritek® shower floor with molded-in Fit-Flo drain and installation instructions.

Packaging: Each floor packed in a rectangular carton.

## COLORS

(See inside back cover for color sample.)

- White (010)
- Bone (037)
- Bisque (018)
- Bright White (137)
- Pearl (138)

## ACCESSORIES

See page 101 for complete listing of all Universal Design accessories.

## STANDARDS AND RATINGS

American National Standard Institute—ANSI Z124.1.2

International Association of Plumbing and Mechanical Officials (IAPMO)—Listed

CSA Standard B45.5 by IAPMO

Uniform Plumbing Code (UPC)

For a complete list of tests and results see the Technical Data Sheet.

## SUPPORT DOCUMENTS

Installation instructions available at [swanstone.com](http://swanstone.com).

**MADE IN USA**

## MAINTENANCE AND CLEANING INFORMATION

Clean regularly with common household liquid cleaners and a sponge or soft cloth. For hard water stains, scale removers can be used. If necessary, abrasive cleaners can be used with a nylon brush or pad to remove build up on the shower floor surface. **Do not** use a metal-scouring pad or a wire brush, as it will damage the surface. **Do not** use “leave on” cleaning products, such as automatic spray shower cleaners. Prolonged contact with harsh chemicals could have an adverse reaction over time and discolor surfaces. **Do not** use cleaning agents that caution use on acrylic, polyester or plastics.



## Shower Floor Threshold (34" Models)

## SHOWER FLOORS

Manufactured from Swanstone solid surface and Veritek®

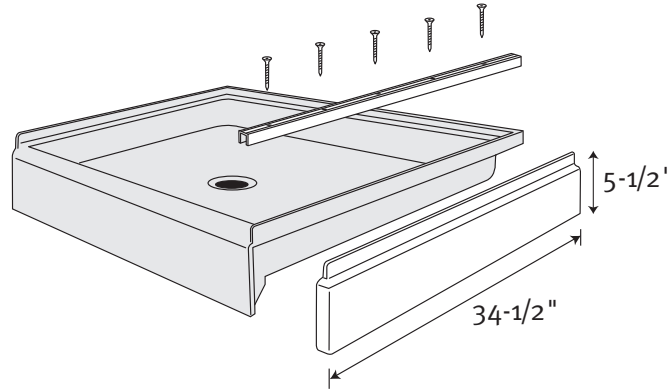
(See page 2 for detailed information.)

### FEATURES

#### SWANSTONE

- Reinforced solid surface means color and texture run all the through and cannot wear away.
- Will not mold or mildew, no grout to clean.
- Coordinates with Swanstone shower systems.
- Designed to convert 34-inch deep, or smaller, Swanstone single threshold shower floor to a double threshold shower floor.

*Recommended for high-use traffic areas and commercial surfaces.*



Shower Floor Threshold For All 34-inch Models

### FEATURES

#### Veritek®

- Will not mold or mildew, no grout to clean.
- Coordinates with Swanstone or Veritek® shower systems.
- Made of Veritek® with no surface coating to chip or crack.
- Designed to convert 34-inch deep, or smaller, Veritek® single threshold shower floor to a double threshold shower floor.

### SPECIFICATIONS

#### SS-34SK and R-34SK Shower Floor Threshold For All 34" Models

Model	Part	Material	Nom. Size Dims.	Ship Wt. Lb.	Ship FedEx	Carton Dims. In.	Cu. Ft.
SS-34SK	SS00034FS	Swanstone	34-1/2 W x 5-1/2 H	12	FedEx	35 x 6 x 2	.24
R-34SK	SF00034FS	Veritek	34-1/2 W x 5-1/2 H	12	FedEx	35 x 6 x 2	.24

Includes: Hardware and complete installation instructions.

Packaging: Each shower floor threshold packed in a rectangular carton.

### COLORS

(See inside back cover for color sample.)

- White (010)
- Bone (037)
- Bisque (018)
- Bright White (137)
- Pearl (138)

### STANDARDS AND RATINGS

Class B fire rating

American National Standard Institute—ANSI Z124.1.2-2005

International Association of Plumbing and Mechanical Officials (IAPMO)—listed

cUPC listed—Certified to CSA Standard B45.5 by IAPMO

American Society for Testing and Materials

National Electrical Manufacturers Association

For a complete list of tests and results see the Technical Data Sheet.

### SUPPORT DOCUMENTS

Installation instructions available at [swanstone.com](http://swanstone.com).



### MAINTENANCE AND CLEANING INFORMATION

Clean regularly with common household liquid cleaners and a sponge or soft cloth. For hard water stains, scale removers can be used. If necessary, abrasive cleaners can be used with a nylon brush or pad to remove build up on the shower floor surface. **Do not** use a metal-scouring pad or a wire brush, as it will damage the surface. **Do not** use "leave on" cleaning products, such as automatic spray shower cleaners. Prolonged contact with harsh chemicals could have an adverse reaction over time and discolor surfaces. **Do not** use cleaning agents that caution use on acrylic, polyester or plastics.


**BARRIER-FREE AND TRANSFER SHOWER FLOOR ACCESSORIES**

Model	Part	Dimensions	Ship Wt. Lb.	Ship FedEx	Carton Dims. In.	Cu. Ft.
-------	------	------------	-----------------	---------------	---------------------	---------

**Thresholds**
**BF-6000 Aluminum Removable Threshold**

BF-6000	BF6000	2-1/2" D x 2-1/4" H x 60" W	5	FedEx	61 x 3 x 3	.32
---------	--------	-----------------------------	---	-------	------------	-----

**BF-FT Barrier-Free Flexible Threshold**

BF-FT	BF60000FT	Vinyl Strip 1-1/4" x 1" / Aluminum Ext. 3/4"	5	FedEx	60 x 2 x 2	.14
-------	-----------	--	---	-------	------------	-----

**Folding Shower Seats**
**BF-2300R Folding Shower Seat, Right Side Wall Installation (White Only)**

BF-2300R	BF00023RH	23-1/2" W x 21" D (597 mm x 572 mm)	21	FedEx	30 x 26 x 6	2.71
----------	-----------	--	----	-------	-------------	------

(Mounting materials not included)

**BF-2300L Folding Shower Seat, Left Side Wall Installation (White Only)**

BF-2300L	BF00023LH	23-1/2" W x 21" D (597 mm x 572 mm)	21	FedEx	30 x 26 x 6	2.71
----------	-----------	--	----	-------	-------------	------

(Mounting materials not included)

**Grab Bars**
**BF-2448 L-Shaped Stainless Steel Grab Bar**

(For use when shower seat is installed on either side.)

BF-2448	BF02448	24" D x 48" L (610 mm x 1219 mm)	9	FedEx	51 x 26 x 4	3.07
---------	---------	-------------------------------------	---	-------	-------------	------

**BF-5024 Straight Stainless Steel Grab Bar**

(For use when shower seat is installed on back wall.)

BF-5024	BF05024	24" L (610 mm)	3	FedEx	31 x 4 x 4	.29
---------	---------	----------------	---	-------	------------	-----

**BF-5048 Straight Stainless Steel Grab Bar**

(For use when shower seat is installed on back wall.)

BF-5048	BF05048	48" L (1219 mm)	5	FedEx	51 x 4 x 4	.47
---------	---------	-----------------	---	-------	------------	-----

**BF-5072 Grab Bar Kit**

(For use when shower seat is installed on back wall.)

BF-5072	BF05072		8		51 x 8 x 4	.94
---------	---------	--	---	--	------------	-----

Kit includes BF-5024 and BF-5048.

**GB-0014 Straight Stainless Steel Grab Bar**

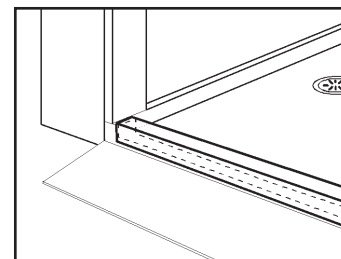
(For use with transfer shower floor.)

GB-0014	GB00014	14" L (356 mm)	5	FedEx	5 x 5 x 15	.22
---------	---------	----------------	---	-------	------------	-----

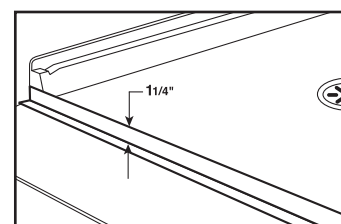
**GB-1432 "L-Shaped" Stainless Steel Grab Bar**

(For use when shower seat is installed on either side.)

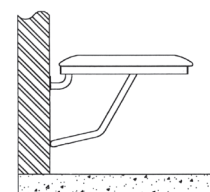
GB-1432	GB01432	14" x 32" (356 mm x 813 mm)	9	FedEx	51 x 26 x 4	3.07
---------	---------	-----------------------------	---	-------	-------------	------



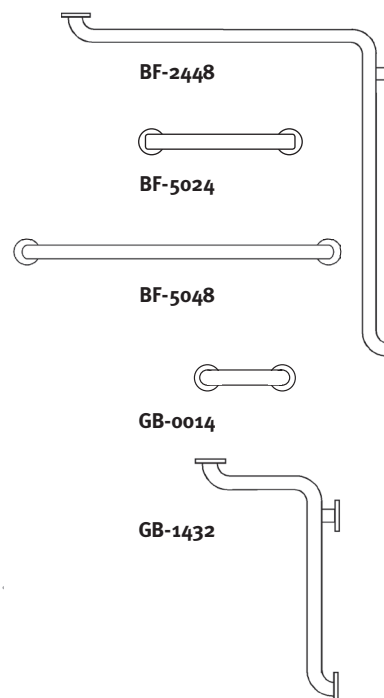
**BF-6000**  
Aluminum Removable Threshold



**BF-FT**  
Barrier-Free Flexible Threshold



**BF-2300L**  
23-1/2" W x 21" D





# **VANITY TOPS AND BOWLS**





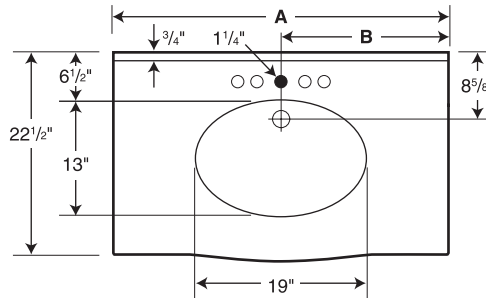
**Manufactured from Swanstone solid surface**  
(See page 2 for detailed information.)

*Recommended for high-use traffic areas and commercial surfaces.*

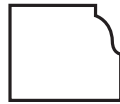
**WARRANTY**  
Limited Lifetime – Residential  
Limited 25-year – Commercial

## FEATURES

- Reinforced solid surface means color and texture run all the way through and cannot wear away.
- Coordinates with other Swanstone products.
- Easily accommodates all faucet styles.
- Chemical resistant—acetone will not harm.
- Heat resistant—hot curling irons will not damage it.
- Make-up and hair-dye can be buffed with household cleansers.
- Heat, stain and scratch resistant for lasting beauty.
- Gently curved front edge with sculpted ogee detailing.

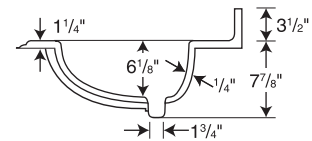


○ Drill Points ● Pre-drilled



Roman Ogee Edge

Capacity: 2  
gallons to overflow



## SPECIFICATIONS

### Europa Vanity Tops

Model	Part	Nominal Dimensions	Ship Wt. Lb.	Ship FedEx	Carton Dims. In.	Cu. Ft.
EV1B2225	EV02225	22-1/2" D x 25" W	28	FedEx	28 x 26 x 14	5.90
EV1B2231	EV02231	22-1/2" D x 31" W	33	FedEx	34 x 26 x 14	7.16
EV1B2237	EV02237	22-1/2" D x 37" W	41	FedEx	40 x 26 x 14	8.43
EV1B2243	EV02243	22-1/2" D x 43" W	43	FedEx	46 x 26 x 14	9.69
EV1B2249	EV02249	22-1/2" D x 49" W	44	FedEx	52 x 26 x 14	10.95
EV1B2255	EV02255	22-1/2" D x 55" W	50	—	58 x 26 x 14	12.22
EV1B2261	EV02261	22-1/2" D x 61" W	62	—	65 x 26 x 14	13.69

Includes: One compression-molded vanity top with overflow, integral bowl, back splash and installation instructions.

Packaging: Each unit is packed in a rectangular carton.

## ACCESSORIES

- Optional EVTSS Side Splash available (See page 115)
- Optional Front and Side Apron available (See page 115)

## STANDARDS AND RATINGS

American National Standard Institute—ANSI Z124.3

International Association of Plumbing and Mechanical Officials (IAPMO)—Listed

cUPC listed—Certified to CSA Test Standard B45.5 by IAPMO

Uniform Plumbing Code (UPC)

For a complete list of tests and results see the Technical Data Sheet.

## SUPPORT DOCUMENTS

Installation instructions available at [swanstone.com](http://swanstone.com).



## COLORS

(See inside back cover for color sample.)

### Solid Colors:

- White (010)
- Bone (037)
- Bisque (018)
- Bright White (137)
- Pearl (138)

### Aggregate Colors:

- Acorn (123)
- Almond Galaxy (046)
- Arctic Granite (035)
- Baby's Breath (168)
- Barley (091)
- Bermuda Sand (040)
- Canyon (124)
- Caraway Seed (169)
- Cloud Bone (126)
- Cloud White (125)
- Cornflower (063)
- Glacier (121)

- Golden Steppe (128)
- Gray Granite (042)
- Ice (130)
- Indian Grass (071)
- Mountain Haze (129)
- Night Sky (012)
- Pebble (072)
- Prairie (122)
- Sierra (094)
- Tahiti Desert (050)
- Tahiti Gray (053)
- Tahiti Ivory (059)
- Tahiti Matrix (058)
- Tahiti Sand (051)
- Tahiti Terra (055)
- Tahiti White (011)
- Tundra (131)
- Winter Wheat (060)

## MAINTENANCE AND CLEANING INFORMATION

Cleaning regularly with common household liquid cleaners is recommended. If necessary abrasive liquids or detergents are safe and effective for use with nylon scouring pads, sponges, Mr. Clean® Magic Eraser® or other similar products. Mineral-stain removers are acceptable as well. **Do not** use metal scouring pads.



## Contour Vanity Tops

## SWANSTONE VANITY TOPS

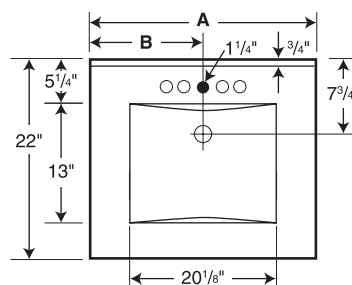
**Manufactured from Swanstone solid surface**  
(See page 2 for detailed information.)

*Recommended for high-use traffic areas and commercial surfaces.*

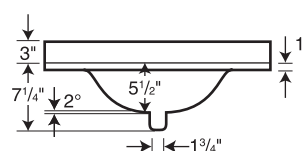
**WARRANTY**  
Limited Lifetime – Residential  
Limited 25-year – Commercial

### FEATURES

- Reinforced solid surface means color and texture run all the way through and cannot wear away.
- Coordinates with other Swanstone products.
- Easily accommodates all faucet styles.
- Chemical resistant—acetone will not harm.
- Heat resistant—hot curling irons will not damage it.
- Make-up and hair-dye can be buffed with household cleansers.
- Heat, stain and scratch resistant for lasting beauty.
- Contemporary style with unique sweeping bowl.

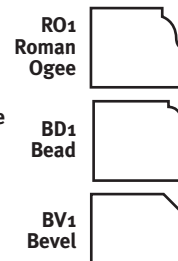


○ Drill Points   ● Pre-drilled



Model	A	B
CV-2225	25"	12-1/2"
CV-2231	31"	15-1/2"
CV-2237	37"	18-1/2"
CV-2243	43"	21-1/2"
CV-2249	49"	24-1/2"

**Custom Edge Treatments Available**  
(Orders cannot be cancelled or returned.)



Capacity: 2  
gallons to overflow

### SPECIFICATIONS

#### Contour Vanity Tops

Model	Part	Nominal Dimensions	Ship Wt. Lb.	Ship FedEx	Carton Dims. In.	Cu. Ft.
CV-2225	CV02225	22" D x 25" W	24	FedEx	29 x 26 x 14	6.11
CV-2231	CV02231	22" D x 31" W	29	FedEx	34 x 26 x 14	7.16
CV-2237	CV02237	22" D x 37" W	34	FedEx	41 x 26 x 14	8.64
CV-2243	CV02243	22" D x 43" W	35	FedEx	53 x 26 x 14	11.16
CV-2249	CV02249	22" D x 49" W	38	FedEx	53 x 26 x 14	11.16

Includes: One compression-molded vanity top with overflow, integral bowl, back splash and installation instructions.

Packaging: Each unit is packed in a rectangular carton.

### ACCESSORIES

- Optional VT21-3SS Side Splash available (See page 115)
- Optional Front and Side Apron available (See page 115)

### STANDARDS AND RATINGS

American National Standard Institute—ANSI Z124.3

International Association of Plumbing and Mechanical Officials (IAPMO)—Listed

cUPC listed—Certified to CSA Test Standard B45.5 by IAPMO

Uniform Plumbing Code (UPC)

For a complete list of tests and results see the Technical Data Sheet.

### SUPPORT DOCUMENTS

Installation instructions available at [swanstone.com](http://swanstone.com).



### COLORS

(See inside back cover for color sample.)

#### Solid Colors:

- White (010)
- Bone (037)
- Bisque (018)
- Bright White (137)
- Pearl (138)

#### Aggregate Colors:

- Acorn (123) 🍂
- Almond Galaxy (046)
- Arctic Granite (035)
- Baby's Breath (168)
- Barley (091)
- Bermuda Sand (040)
- Canyon (124) 🍂
- Caraway Seed (169)
- Cloud Bone (126)
- Cloud White (125)
- Cornflower (063)
- Glacier (121) 🍂

- Golden Steppe (128)
- Gray Granite (042)
- Ice (130)
- Indian Grass (071)
- Mountain Haze (129)
- Night Sky (012)
- Pebble (072)
- Prairie (122) 🍂
- Sierra (094)
- Tahiti Desert (050)
- Tahiti Gray (053)
- Tahiti Ivory (059)
- Tahiti Matrix (058)
- Tahiti Sand (051)
- Tahiti Terra (055)
- Tahiti White (011)
- Tundra (131)
- Winter Wheat (060)

### MAINTENANCE AND CLEANING INFORMATION

Cleaning regularly with common household liquid cleaners is recommended. If necessary abrasive liquids or detergents are safe and effective for use with nylon scouring pads, sponges, Mr. Clean® Magic Eraser® or other similar products. Mineral-stain removers are acceptable as well. **Do not** use metal scouring pads.



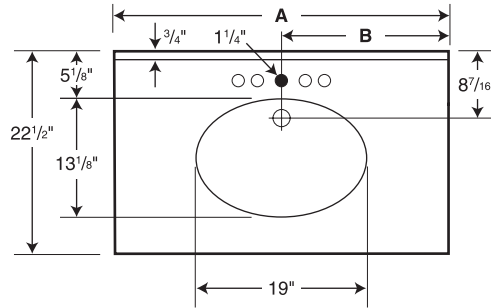
Manufactured from Swanstone solid surface  
(See page 2 for detailed information.)

Recommended for high-use traffic areas and commercial surfaces.

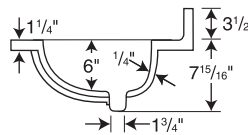
WARRANTY  
Limited Lifetime – Residential  
Limited 25-year – Commercial

## FEATURES

- Reinforced solid surface means color and texture run all the way through and cannot wear away.
- Coordinates with other Swanstone products.
- Easily accommodates all faucet styles.
- Chemical resistant—acetone will not harm.
- Heat resistant—hot curling irons will not damage it.
- Make-up and hair-dye can be buffed with household cleansers.
- Heat, stain and scratch resistant for lasting beauty.
- Larger bowl, thicker edge and taller back splash is an updated version of our Ellipse vanity top.

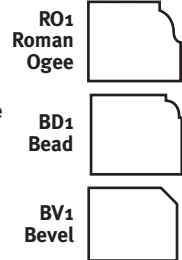


○ Drill Points   ● Pre-drilled



Capacity: 2  
gallons to overflow

Model	A	B
CH1B2225	25"	12-1/2"
CH1B2231	31"	15-1/2"
CH1B2237	37"	18-1/2"
CH1B2243	43"	21-1/2"
CH1B2249	49"	24-1/2"
CH1B2255	55"	27-1/2"
CH1B2261	61"	30-1/2"



Custom Edge  
Treatments Available  
(Orders cannot  
be cancelled or  
returned.)

## SPECIFICATIONS

### Chesapeake Single Bowl Vanity Tops

Model	Part	Nominal Dimensions	Ship Wt. Lb.	Ship FedEx	Carton Dims. In.	Cu. Ft.
CH1B2225	CH02225	22-1/2" D x 25" W	22	FedEx	28 x 26 x 14	5.90
CH1B2231	CH02231	22-1/2" D x 31" W	27	FedEx	35 x 26 x 14	7.37
CH1B2237	CH02237	22-1/2" D x 37" W	28	FedEx	41 x 26 x 14	8.64
CH1B2243	CH02243	22-1/2" D x 43" W	40	FedEx	47 x 26 x 14	9.90
CH1B2249	CH02249	22-1/2" D x 49" W	46	—	53 x 26 x 14	11.16
CH1B2255	CH02255	22-1/2" D x 55" W	52	—	58 x 25 x 13	10.91
CH1B2261	CH02261	22-1/2" D x 61" W	59	—	64 x 27 x 14	14.00

Includes: One compression-molded vanity top with overflow, integral bowl, back splash and installation instructions.

Packaging: Each unit is packed in a rectangular carton.

## ACCESSORIES

- Optional CHVTSS Side Splash available (See page 115)
- Optional Front and Side Apron available (See page 115)

## STANDARDS AND RATINGS

American National Standard Institute—ANSI Z124.3

International Association of Plumbing and Mechanical Officials (IAPMO)—Listed

cUPC listed—Certified to CSA Test Standard B45.5 by IAPMO

Uniform Plumbing Code (UPC)

For a complete list of tests and results see the Technical Data Sheet.

## SUPPORT DOCUMENTS

Installation instructions available at [swanstone.com](http://swanstone.com).



## COLORS

(See inside back cover for color sample.)

### Solid Colors:

- White (010)
- Bone (037)
- Bisque (018)
- Bright White (137)
- Pearl (138)

### Aggregate Colors:

- Acorn (123) 🍂
- Almond Galaxy (046)
- Arctic Granite (035)
- Baby's Breath (168)
- Barley (091)
- Bermuda Sand (040)
- Canyon (124) 🍂
- Caraway Seed (169)
- Cloud Bone (126)
- Cloud White (125)
- Cornflower (063)
- Glacier (121) 🍂

- Golden Steppe (128)
- Gray Granite (042)
- Ice (130)
- Indian Grass (071)
- Mountain Haze (129)
- Night Sky (012)
- Pebble (072)
- Prairie (122) 🍂
- Sierra (094)
- Tahiti Desert (050)
- Tahiti Gray (053)
- Tahiti Ivory (059)
- Tahiti Matrix (058)
- Tahiti Sand (051)
- Tahiti Terra (055)
- Tahiti White (011)
- Tundra (131)
- Winter Wheat (060)

## MAINTENANCE AND CLEANING INFORMATION

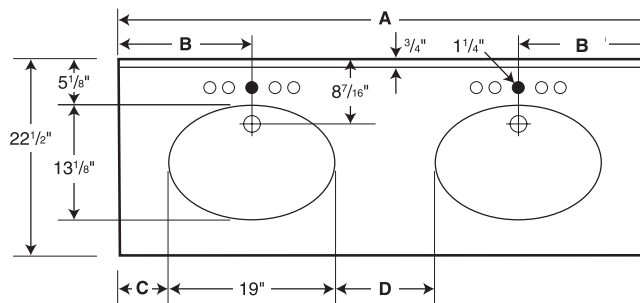
Cleaning regularly with common household liquid cleaners is recommended. If necessary abrasive liquids or detergents are safe and effective for use with nylon scouring pads, sponges, Mr. Clean® Magic Eraser® or other similar products. Mineral-stain removers are acceptable as well. **Do not** use metal scouring pads.

**Manufactured from Swanstone solid surface**

(See page 2 for detailed information.)

*Recommended for high-use traffic areas and commercial surfaces.***WARRANTY**  
Limited Lifetime – Residential  
Limited 25-year – Commercial**FEATURES**

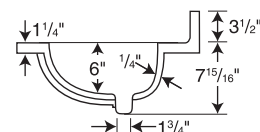
- Reinforced solid surface means color and texture run all the way through and cannot wear away.
- Coordinates with other Swanstone products.
- Easily accommodates all faucet styles.
- Chemical resistant—acetone will not harm.
- Heat resistant—hot curling irons will not damage it.
- Make-up and hair-dye can be buffed with household cleansers.
- Heat, stain and scratch resistant for lasting beauty.
- Larger bowl, thicker edge and taller back splash is an updated version of our Ellipse vanity top.



○ Drill Points    ● Pre-drilled

Model	A	B	C	D
CH2B-2261	61"	15-1/2"	6"	11"
CH2B-2273	73"	17-1/2"	8"	19"

Capacity: 2 gallons to overflow

**Custom Edge Treatments Available**  
(orders cannot be cancelled or returned)**RO1**  
Roman  
Ogee**BD1**  
Bead**BV1**  
Bevel**SPECIFICATIONS****Chesapeake Double Bowl Vanity Tops**

Model	Part	Nominal Dimensions	Ship Wt. Lb.	Ship FedEx	Carton Dims. In.	Cu. Ft.
CH2B2261	CH022612B	22-1/2" D x 61" W	51	—	64 x 26 x 14	13.48
CH2B2273	CH022732B	22-1/2" D x 73" W	68	—	77 x 26 x 14	16.22

Includes: One compression-molded vanity top with overflow, integral bowl, back splash and installation instructions.

Packaging: Each unit is packed in a rectangular carton.

**ACCESSORIES**

- Optional CHVTSS Side Splash available (See page 115)
- Optional Front and Side Apron available (See page 115)

**STANDARDS AND RATINGS**

American National Standard Institute—ANSI Z124.3

International Association of Plumbing and Mechanical Officials (IAPMO)—Listed

cUPC listed—Certified to CSA Test Standard B45.5 by IAPMO

Uniform Plumbing Code (UPC)

For a complete list of tests and results see the Technical Data Sheet.

**SUPPORT DOCUMENTS**Installation instructions available at [swanstone.com](http://swanstone.com).**COLORS**

(See inside back cover for color sample.)

**Solid Colors:**

- White (010)
- Bone (037)
- Bisque (018)
- Bright White (137)
- Pearl (138)

**Aggregate Colors:**

- Acorn (123)
- Almond Galaxy (046)
- Arctic Granite (035)
- Baby's Breath (168)
- Barley (091)
- Bermuda Sand (040)
- Canyon (124)
- Caraway Seed (169)
- Cloud Bone (126)
- Cloud White (125)
- Cornflower (063)
- Glacier (121)
- Golden Steppe (128)
- Gray Granite (042)
- Ice (130)
- Indian Grass (071)
- Mountain Haze (129)
- Night Sky (012)
- Pebble (072)
- Prairie (122)
- Sierra (094)
- Tahiti Desert (050)
- Tahiti Gray (053)
- Tahiti Ivory (059)
- Tahiti Matrix (058)
- Tahiti Sand (051)
- Tahiti Terra (055)
- Tahiti White (011)
- Tundra (131)
- Winter Wheat (060)

**MAINTENANCE AND CLEANING INFORMATION**

Cleaning regularly with common household liquid cleaners is recommended. If necessary abrasive liquids or detergents are safe and effective for use with nylon scouring pads, sponges, Mr. Clean® Magic Eraser® or other similar products. Mineral-stain removers are acceptable as well. **Do not** use metal scouring pads.



## Ellipse 17" and 19" Single Bowl Vanity Tops SWANSTONE VANITY TOPS

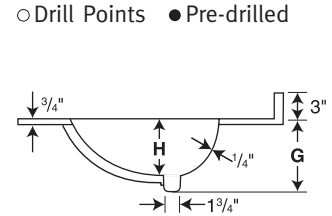
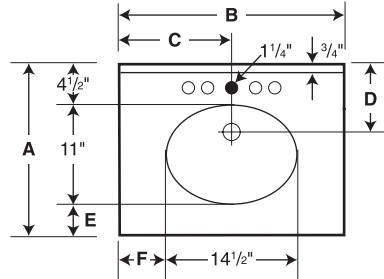
**Manufactured from Swanstone solid surface**  
(See page 2 for detailed information.)

*Recommended for high-use traffic areas and commercial surfaces.*

**WARRANTY**  
Limited Lifetime – Residential  
Limited 25-year – Commercial

### FEATURES

- Reinforced solid surface means color and texture run all the way through and cannot wear away.
- Coordinates with other Swanstone products.
- Easily accommodates all faucet styles.
- Chemical resistant—acetone will not harm.
- Heat resistant—hot curling irons will not damage it.
- Make-up and hair-dye can be buffed with household cleansers.
- Heat, stain and scratch resistant for lasting beauty.



Capacity: 2  
gallons to overflow

Model	A	B	C	D	E	F	G	H
VT1B1719	17"	19"	9-1/2"	7-3/32"	2-1/4"	2-1/4"	6-3/4"	5"
VT1B1925	19"	25"	12-1/2"	7-5/8"	3-1/2"	5-1/4"	7-1/4"	5-1/2"
VT1B1931	19"	31"	15-1/2"	7-5/8"	3-1/2"	8-1/4"	7-1/4"	5-1/2"
VT1B1937	19"	37"	18-1/2"	7-5/8"	3-1/2"	11-1/4"	7-1/4"	5-1/2"

### SPECIFICATIONS

#### Ellipse 17", 19" Single Bowl Vanity Tops

Model	Part	Nominal Dimensions	Ship Wt. Lb.	Ship FedEx	Carton Dims. In.	Cu. Ft.
<b>17" Bowl</b>						
VT1B1719	VT01719	17" D x 19" W	15	FedEx	25 x 23 x 13	4.33
<b>19" Bowl</b>						
VT1B1925	VT01925	19" D x 25" W	18	FedEx	29 x 25 x 13	5.45
VT1B1931	VT01931	19" D x 31" W	23	FedEx	35 x 25 x 13	6.58
VT1B1937	VT01937	19" D x 37" W	27	FedEx	41 x 25 x 13	7.71

Includes: One compression-molded vanity top with overflow, integral bowl, back splash and installation instructions.

Packaging: Each unit is packed in a rectangular carton.

### ACCESSORIES

- Optional VT18-3SS Side Splash available (See page 115)
- Optional Front and Side Apron available (See page 115)

### STANDARDS AND RATINGS

American National Standard Institute—ANSI Z124.3

International Association of Plumbing and Mechanical Officials (IAPMO)—Listed

cUPC listed—Certified to CSA Test Standard B45.5 by IAPMO

Uniform Plumbing Code (UPC)

For a complete list of tests and results see the Technical Data Sheet.

### SUPPORT DOCUMENTS

Installation instructions available at [swanstone.com](http://swanstone.com).



### COLORS

(See inside back cover for color sample.)

#### Solid Colors:

- White (010)
- Bone (037)
- Bisque (018)
- Bright White (137)
- Pearl (138)

#### Aggregate Colors:

- Acorn (123)
- Almond Galaxy (046)
- Arctic Granite (035)
- Baby's Breath (168)
- Barley (091)
- Bermuda Sand (040)
- Canyon (124)
- Caraway Seed (169)
- Cloud Bone (126)
- Cloud White (125)
- Cornflower (063)
- Glacier (121)

- Golden Steppe (128)
- Gray Granite (042)
- Ice (130)
- Indian Grass (071)
- Mountain Haze (129)
- Night Sky (012)
- Pebble (072)
- Prairie (122)
- Sierra (094)
- Tahiti Desert (050)
- Tahiti Gray (053)
- Tahiti Ivory (059)
- Tahiti Matrix (058)
- Tahiti Sand (051)
- Tahiti Terra (055)
- Tahiti White (011)
- Tundra (131)
- Winter Wheat (060)

### MAINTENANCE AND CLEANING INFORMATION

Cleaning regularly with common household liquid cleaners is recommended. If necessary abrasive liquids or detergents are safe and effective for use with nylon scouring pads, sponges, Mr. Clean® Magic Eraser® or other similar products. Mineral-stain removers are acceptable as well. **Do not** use metal scouring pads.





## WARRANTY

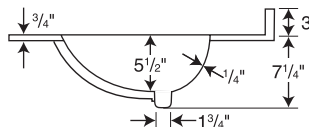
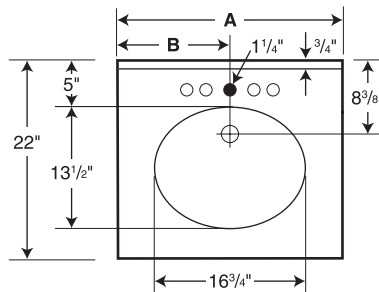
Limited Lifetime – Residential  
Limited 25-year – Commercial

**Manufactured from Swanstone solid surface**  
(See page 2 for detailed information.)

*Recommended for high-use traffic areas and commercial surfaces.*

## FEATURES

- Reinforced solid surface means color and texture run all the way through and cannot wear away.
- Coordinates with other Swanstone products.
- Easily accommodates all faucet styles.
- Chemical resistant—acetone will not harm.
- Heat resistant—hot curling irons will not damage it.
- Make-up and hair-dye can be buffed with household cleansers.
- Heat, stain and scratch resistant for lasting beauty.



Model	A	B
VT1B2225	25"	12-1/2"
VT1B2231	31"	15-1/2"
VT1B2237	37"	18-1/2"
VT1B2243	43"	21-1/2"
VT1B2249	49"	24-1/2"
VT1B2255	55"	27-1/2"
VT1B2261	61"	30-1/2"

○ Drill Points   ● Pre-drilled

Capacity:  
1-3/4 gallons  
to overflow

## SPECIFICATIONS

## Ellipse 22" Single Bowl Vanity Tops

Model	Part	Nominal Dimensions	Ship Wt. Lb.	Ship FedEx	Carton Dims. In.	Cu. Ft.
VT1B2225	VT02225	22" D x 25" W	21	FedEx	29 x 25 x 13	5.45
VT1B2231	VT02231	22" D x 31" W	26	FedEx	35 x 25 x 13	6.58
VT1B2237	VT02237	22" D x 37" W	30	FedEx	41 x 25 x 13	7.71
VT1B2243	VT02243	22" D x 43" W	31	FedEx	46 x 25 x 13	8.65
VT1B2249	VT02249	22" D x 49" W	36	FedEx	53 x 25 x 12	9.21
VT1B2255	VC02255	22" D x 55" W	55	—	58 x 25 x 13	10.91
VT1B2261	VC02261	22" D x 61" W	59	—	63 x 27 x 13	12.80

Includes: One compression-molded vanity top with overflow, integral bowl, back splash and installation instructions.

Packaging: Each Swanstone unit is packed in a rectangular carton.

## ACCESSORIES

- Optional VT21-3SS Side Splash available (See page 115)
- Optional Front and Side Apron available (See page 115)

## STANDARDS AND RATINGS

American National Standard Institute—ANSI Z124.3

International Association of Plumbing and Mechanical Officials (IAPMO)—Listed

cUPC listed—Certified to CSA Test Standard B45.5 by IAPMO

Uniform Plumbing Code (UPC)

For a complete list of tests and results see the Technical Data Sheet.

## SUPPORT DOCUMENTS

Installation instructions available at [swanstone.com](http://swanstone.com).



## COLORS

(See inside back cover for color sample.)

## Solid Colors:

- White (010)
- Bone (037)
- Bisque (018)
- Bright White (137)
- Pearl (138)

## Aggregate Colors:

- Acorn (123) 🍂
- Almond Galaxy (046)
- Arctic Granite (035)
- Baby's Breath (168)
- Barley (091)
- Bermuda Sand (040)
- Canyon (124) 🍂
- Caraway Seed (169)
- Cloud Bone (126)
- Cloud White (125)
- Cornflower (063)
- Glacier (121) 🍂
- Golden Steppe (128)
- Gray Granite (042)
- Ice (130)
- Indian Grass (071)
- Mountain Haze (129)
- Night Sky (012)
- Pebble (072)
- Prairie (122) 🍂
- Sierra (094)
- Tahiti Desert (050)
- Tahiti Gray (053)
- Tahiti Ivory (059)
- Tahiti Matrix (058)
- Tahiti Sand (051)
- Tahiti Terra (055)
- Tahiti White (011)
- Tundra (131)
- Winter Wheat (060)

## MAINTENANCE AND CLEANING INFORMATION

Cleaning regularly with common household liquid cleaners is recommended. If necessary abrasive liquids or detergents are safe and effective for use with nylon scouring pads, sponges, Mr. Clean® Magic Eraser® or other similar products. Mineral-stain removers are acceptable as well. **Do not** use metal scouring pads.





## Ellipse 22" Double Bowl Vanity Tops

## SWANSTONE VANITY TOPS

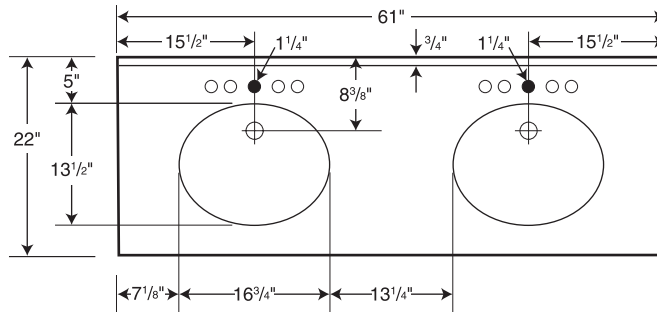
**Manufactured from Swanstone solid surface**  
(See page 2 for detailed information.)

*Recommended for high-use traffic areas and commercial surfaces.*

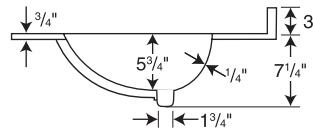
**WARRANTY**  
Limited Lifetime – Residential  
Limited 25-year – Commercial

### FEATURES

- Reinforced solid surface means color and texture run all the way through and cannot wear away.
- Coordinates with other Swanstone products.
- Easily accommodates all faucet styles.
- Chemical resistant—acetone will not harm.
- Heat resistant—hot curling irons will not damage it.
- Make-up and hair-dye can be buffed with household cleansers.
- Heat, stain and scratch resistant for lasting beauty.



○ Drill Points   ● Pre-drilled



Capacity:  
1-3/4 gallons  
to overflow

### SPECIFICATIONS

#### Ellipse 22" Double Bowl Vanity Tops

Model	Part	Nominal Dimensions	Ship Wt. Lb.	Ship FedEx	Carton Dims. In.	Cu. Ft.
VT2B2261	VT022612B	22" D x 61" W	47	—	63 x 27 x 13	12.80

Includes: One compression-molded vanity top with overflow, integral bowl, back splash and installation instructions.

Packaging: Each unit is packed in a rectangular carton.

### ACCESSORIES

- Optional VT22SS Side Splash available (See page 115)
- Optional Front and Side Apron available (See page 115)

### STANDARDS AND RATINGS

American National Standard Institute—ANSI Z124.3

International Association of Plumbing and Mechanical Officials (IAPMO)—Listed

cUPC listed—Certified to CSA Test Standard B45.5 by IAPMO

Uniform Plumbing Code (UPC)

For a complete list of tests and results see the Technical Data Sheet.

### SUPPORT DOCUMENTS

Installation instructions available at [swanstone.com](http://swanstone.com).



### COLORS

(See inside back cover for color sample.)

#### Solid Colors:

- White (010)
- Bone (037)
- Bisque (018)
- Bright White (137)
- Pearl (138)

#### Aggregate Colors:

- Acorn (123) 🍂
- Almond Galaxy (046)
- Arctic Granite (035)
- Baby's Breath (168)
- Barley (091)
- Bermuda Sand (040)
- Canyon (124) 🍂
- Caraway Seed (169)
- Cloud Bone (126)
- Cloud White (125)
- Cornflower (063)
- Glacier (121) 🍂

- Golden Steppe (128)
- Gray Granite (042)
- Ice (130)
- Indian Grass (071)
- Mountain Haze (129)
- Night Sky (012)
- Pebble (072)
- Prairie (122) 🍂
- Sierra (094)
- Tahiti Desert (050)
- Tahiti Gray (053)
- Tahiti Ivory (059)
- Tahiti Matrix (058)
- Tahiti Sand (051)
- Tahiti Terra (055)
- Tahiti White (011)
- Tundra (131)
- Winter Wheat (060)

### MAINTENANCE AND CLEANING INFORMATION

Cleaning regularly with common household liquid cleaners is recommended. If necessary abrasive liquids or detergents are safe and effective for use with nylon scouring pads, sponges, Mr. Clean® Magic Eraser® or other similar products. Mineral-stain removers are acceptable as well. **Do not** use metal scouring pads.

**Manufactured from Swanstone solid surface**

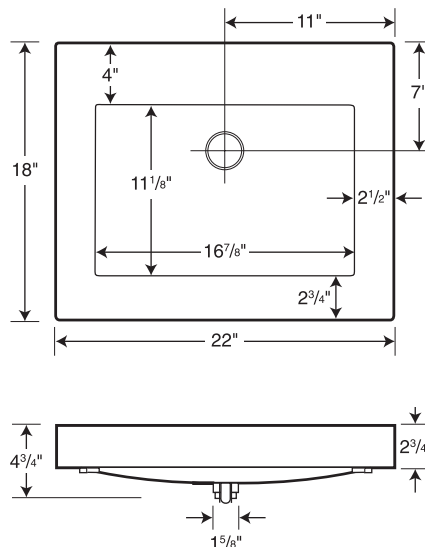
(See page 2 for detailed information.)

*Recommended for high-use traffic areas and commercial surfaces.*

WARRANTY  
Limited Lifetime – Residential  
Limited 25-year – Commercial

**FEATURES**

- Swanstone solid surface means color and texture run all the way through and cannot wear away.
- Coordinates with other Swanstone products.
- Chemical resistant—acetone will not harm.
- Heat resistant – hot curling irons will not damage it.
- Make-up and hair-dye can be buffed with household cleansers.
- Heat, stain and scratch resistant for lasting beauty.
- ADA-compliant when installed to ADA guidelines.



Capacity: 1.6  
gallons to overflow

**SPECIFICATIONS****Palladio Above-Counter Washbasin**

Model	Part	Nominal Dimensions	Ship Wt. Lb.	Ship FedEx	Carton Dims. In.	Cu. Ft.
WB-2218	WB02218	18" D x 22" W (457 mm x 559 mm)	25	FedEx	23 x 19 x 12	3.03

Includes: One compression-molded vanity bowl and installation instructions.

Packaging: Each unit is packed in a rectangular carton.

**COLORS**

(See inside back cover for color sample.)

**Solid Colors:**

- White (010)
- Bone (037)
- Bisque (018)
- Bright White (137)
- Pearl (138)

**Aggregate Colors:**

- Acorn (123)
- Almond Galaxy (046)
- Arctic Granite (035)
- Baby's Breath (168)
- Barley (091)
- Bermuda Sand (040)
- Canyon (124)
- Caraway Seed (169)
- Cloud Bone (126)
- Cloud White (125)
- Cornflower (063)
- Glacier (121)

- Golden Steppe (128)
- Gray Granite (042)
- Ice (130)
- Indian Grass (071)
- Mountain Haze (129)
- Night Sky (012)
- Pebble (072)
- Prairie (122)
- Sierra (094)
- Tahiti Desert (050)
- Tahiti Gray (053)
- Tahiti Ivory (059)
- Tahiti Matrix (058)
- Tahiti Sand (051)
- Tahiti Terra (055)
- Tahiti White (011)
- Tundra (131)
- Winter Wheat (060)

**STANDARDS AND RATINGS**

American National Standard Institute—ANSI Z124.3

International Association of Plumbing and Mechanical Officials (IAPMO)—Listed

cUPC listed—Certified to CSA Test Standard B45.5 by IAPMO

Uniform Plumbing Code (UPC)

For a complete list of tests and results see the Technical Data Sheet.

**SUPPORT DOCUMENTS**

Installation instructions available at [swanstone.com](http://swanstone.com).

**MAINTENANCE AND CLEANING INFORMATION**

Cleaning regularly with common household liquid cleaners is recommended. If necessary abrasive liquids or detergents are safe and effective for use with nylon scouring pads, sponges, Mr. Clean® Magic Eraser® or other similar products. Mineral-stain removers are acceptable as well. **Do not** use metal scouring pads.



## Islandia and Hilo Vanity Bowls

## SWANSTONE VANITY BOWLS

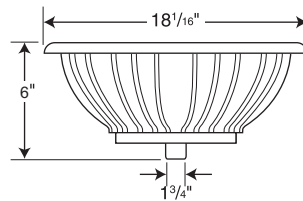
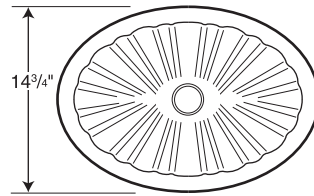
**Manufactured from Swanstone solid surface**  
(See page 2 for detailed information.)

*Recommended for high-use traffic areas and commercial surfaces.*

**WARRANTY**  
Limited Lifetime – Residential  
Limited 25-year – Commercial

### FEATURES

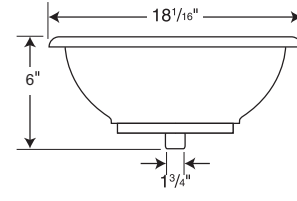
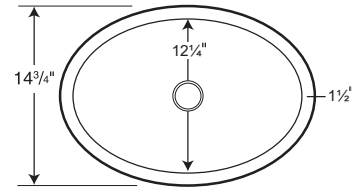
- Reinforced solid surface means color and texture run all the way through and cannot wear away.
- Coordinates with other Swanstone products.
- The bowl can be installed as a drop-in or an undermount vanity bowl.
- Chemical resistant—acetone will not harm.
- Make-up and hair-dye can be buffed with household cleansers.
- Heat, stain and scratch resistant for lasting beauty.
- ADA-compliant when installed to ADA guidelines.



**Islandia**

Capacity: 1-1/4  
gallons to overflow

Soft petal-textured surface  
for high design appeal



**Hilo**

Clean-lined,  
European styling

### SPECIFICATIONS

#### Islandia and Hilo Vanity Bowls

Model	Part	Nominal Dimensions	Ship Wt. Lb.	Ship FedEx	Carton Dims. In.	Cu. Ft.
<b>Islandia</b>						
TRI-1815IS	TR01815IS	14-3/4" D x 18-1/16" W x 6" H	14	FedEx	22 x 19 x 9	2.18
<b>Hilo</b>						
TRI-1815HL	TR01815HL	14-3/4" D x 18-1/16" W x 6" H	14	FedEx	22 x 19 x 9	2.18

Includes: One compression-molded vanity bowl and complete installation instructions.

Packaging: Each unit is packed in a rectangular carton.

### COLORS

(See inside back cover for color sample.)

#### Solid Colors:

- White (010)
- Bone (037)
- Bisque (018)
- Bright White (137)
- Pearl (138)

#### Aggregate Colors:

- Acorn (123) 🍂
- Almond Galaxy (046)
- Arctic Granite (035)
- Baby's Breath (168)
- Barley (091)
- Bermuda Sand (040)
- Canyon (124) 🍂
- Caraway Seed (169)
- Cloud Bone (126)
- Cloud White (125)
- Cornflower (063)
- Glacier (121) 🍂

- Golden Steppe (128)
- Gray Granite (042)
- Ice (130)
- Indian Grass (071)
- Mountain Haze (129)
- Night Sky (012)
- Pebble (072)
- Prairie (122) 🍂
- Sierra (094)
- Tahiti Desert (050)
- Tahiti Gray (053)
- Tahiti Ivory (059)
- Tahiti Matrix (058)
- Tahiti Sand (051)
- Tahiti Terra (055)
- Tahiti White (011)
- Tundra (131)
- Winter Wheat (060)

### STANDARDS AND RATINGS

American National Standard Institute—ANSI Z124.3

International Association of Plumbing and Mechanical Officials (IAPMO)—Listed

cUPC listed—Certified to CSA Test Standard B45.5 by IAPMO

Uniform Plumbing Code (UPC)

For a complete list of tests and results see the Technical Data Sheet.

### SUPPORT DOCUMENTS

Installation instructions available at [swanstone.com](http://swanstone.com).



### MAINTENANCE AND CLEANING INFORMATION

Cleaning regularly with common household liquid cleaners is recommended. If necessary abrasive liquids or detergents are safe and effective for use with nylon scouring pads, sponges, Mr. Clean® Magic Eraser® or other similar products. Mineral-stain removers are acceptable as well. **Do not** use metal scouring pads.



## Undermount Vanity Bowls

## SWANSTONE VANITY BOWLS

### Manufactured from Swanstone solid surface

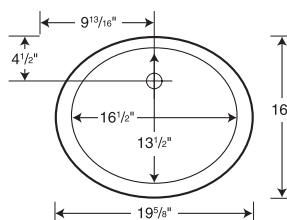
(See page 2 for detailed information.)

Recommended for high-use traffic areas and commercial surfaces.

**WARRANTY**  
Limited Lifetime – Residential  
Limited 25-year – Commercial

### FEATURES

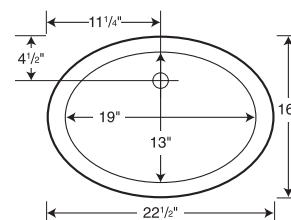
- Reinforced solid surface means color and texture run all the way through and cannot wear away.
- Coordinates with other Swanstone products.
- Chemical resistant—acetone will not harm.
- Make-up and hair-dye can be buffed with household cleansers.
- Heat, stain and scratch resistant for lasting beauty.
- Undermount style bowl installs into most countertop materials, including solid surface, tile and granite.
- ADA-compliant when installed to ADA guidelines.



**UL-1613**

Undermount

Capacity: 1-3/4  
gallons to overflow



**UL-1913**

Undermount

Capacity: 2  
gallons to overflow

### SPECIFICATIONS

#### Undermount Vanity Bowls

Model	Part	Nominal Dimensions	Ship Wt. Lb.	Ship FedEx	Carton Dims. In.	Cu. Ft.
UL-1613	UL01613	13-1/2" D x 16-1/2" W	8	FedEx	26 x 22 x 9	2.98
UL-6613-6PK	UL0161306	13-1/2" D x 16-1/2" W	50	FedEx	42 x 26 x 16	10.11
UL-1913	UL01913	13" D x 19" W	15	FedEx	25 x 21 x 8	2.43
UL-6913-6PK	UL0191306	13" D x 19" W	74	FedEx	42 x 26 x 16	10.11

Includes: One compression-molded vanity bowl and complete installation instructions.

Packaging: Each unit is packed in a rectangular carton.

### COLORS

(See inside back cover for color sample.)

#### Solid Colors:

- White (010)
- Bone (037)
- Bisque (018)
- Bright White (137)
- Pearl (138)

#### Aggregate Colors:

- Acorn (123) 🍂
- Almond Galaxy (046)
- Arctic Granite (035)
- Baby's Breath (168)
- Barley (091)
- Bermuda Sand (040)
- Canyon (124) 🍂
- Caraway Seed (169)
- Cloud Bone (126)
- Cloud White (125)
- Cornflower (063)
- Glacier (121) 🍂
- Golden Steppe (128)
- Gray Granite (042)
- Ice (130)
- Indian Grass (071)
- Mountain Haze (129)
- Night Sky (012)
- Pebble (072)
- Prairie (122) 🍂
- Sierra (094)
- Tahiti Desert (050)
- Tahiti Gray (053)
- Tahiti Ivory (059)
- Tahiti Matrix (058)
- Tahiti Sand (051)
- Tahiti Terra (055)
- Tahiti White (011)
- Tundra (131)
- Winter Wheat (060)

### STANDARDS AND RATINGS

American National Standard Institute—ANSI Z124.3

International Association of Plumbing and Mechanical Officials (IAPMO)—Listed

cUPC listed—Certified to CSA Test Standard B45.5 by IAPMO

Uniform Plumbing Code (UPC)

For a complete list of tests and results see the Technical Data Sheet.

### SUPPORT DOCUMENTS

Installation instructions available at [swanstone.com](http://swanstone.com).



### MAINTENANCE AND CLEANING INFORMATION

Cleaning regularly with common household liquid cleaners is recommended. If necessary abrasive liquids or detergents are safe and effective for use with nylon scouring pads, sponges, Mr. Clean® Magic Eraser® or other similar products. Mineral-stain removers are acceptable as well. **Do not** use metal scouring pads.



## Undermount Vanity Bowls

## SWANSTONE VANITY BOWLS

**Manufactured from Swanstone solid surface**  
(See page 2 for detailed information.)

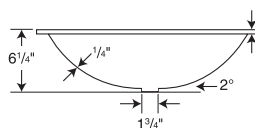
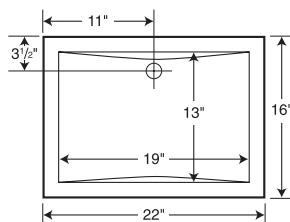
*Recommended for high-use traffic areas and commercial surfaces.*

### WARRANTY

Limited Lifetime – Residential  
Limited 25-year – Commercial

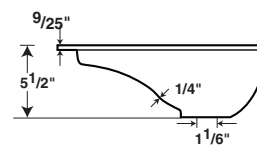
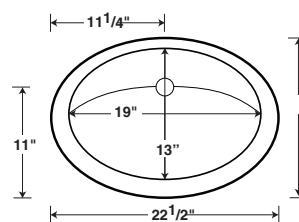
### FEATURES

- Reinforced solid surface means color and texture run all the way through and cannot wear away.
- Coordinates with other Swanstone products.
- Chemical resistant—acetone will not harm.
- Make-up and hair-dye can be buffed with household cleansers.
- Heat, stain and scratch resistant for lasting beauty.
- Undermount style bowl installs into most countertop materials, including solid surface, tile and granite.
- ADA-compliant when installed to ADA guidelines.



**UC-1913**  
Contour Undermount

Capacity: 2  
gallons to overflow



**ULAD-1913**  
Undermount

### SPECIFICATIONS

#### Undermount Vanity Bowls

Model	Part	Nominal Dimensions	Ship Wt. Lb.	Ship FedEx	Carton Dims. In.	Cu. Ft.
UC-1913	UCo1913	13" D x 19" W	14	FedEx	25 x 21 x 8	2.43
ULAD-1913	ULADo1913	13" D x 19" W	10	FedEx	23 x 21 x 7	2.25

Includes: One compression-molded vanity bowl and complete installation instructions.

Packaging: Each unit is packed in a rectangular carton.

### COLORS

(See inside back cover for color sample.)

#### Solid Colors:

- White (010)
- Bone (037)
- Bisque (018)
- Bright White (137)
- Pearl (138)

#### Aggregate Colors:

- Acorn (123) 🍂
- Almond Galaxy (046)
- Arctic Granite (035)
- Baby's Breath (168)
- Barley (091)
- Bermuda Sand (040)
- Canyon (124) 🍂
- Caraway Seed (169)
- Cloud Bone (126)
- Cloud White (125)
- Cornflower (063)
- Glacier (121) 🍂

- Golden Steppe (128)
- Gray Granite (042)
- Ice (130)
- Indian Grass (071)
- Mountain Haze (129)
- Night Sky (012)
- Pebble (072)
- Prairie (122) 🍂
- Sierra (094)
- Tahiti Desert (050)
- Tahiti Gray (053)
- Tahiti Ivory (059)
- Tahiti Matrix (058)
- Tahiti Sand (051)
- Tahiti Terra (055)
- Tahiti White (011)
- Tundra (131)
- Winter Wheat (060)

### STANDARDS AND RATINGS

American National Standard Institute—ANSI Z124.3

International Association of Plumbing and Mechanical Officials (IAPMO)—Listed cUPC listed—Certified to CSA Test Standard B45.5 by IAPMO

Uniform Plumbing Code (UPC)

For a complete list of tests and results see the Technical Data Sheet.

### SUPPORT DOCUMENTS

Installation instructions available at [swanstone.com](http://swanstone.com).



### MAINTENANCE AND CLEANING INFORMATION

Cleaning regularly with common household liquid cleaners is recommended. If necessary abrasive liquids or detergents are safe and effective for use with nylon scouring pads, sponges, Mr. Clean® Magic Eraser® or other similar products. Mineral-stain removers are acceptable as well. **Do not** use metal scouring pads.

**Manufactured from Swanstone solid surface**

(See page 2 for detailed information.)

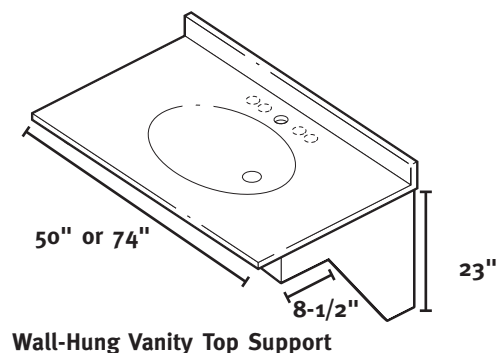
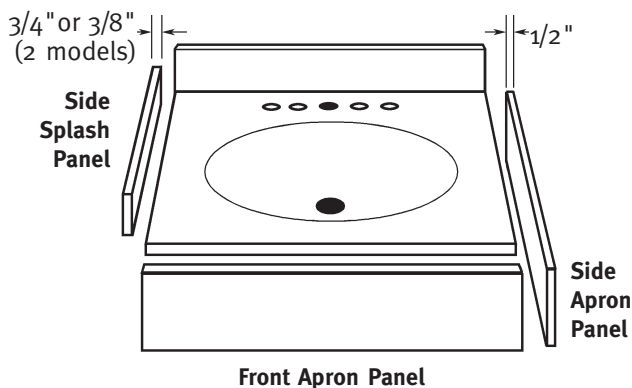
*Recommended for high-use traffic areas and commercial surfaces.*

**WARRANTY**

Limited Lifetime – Residential  
Limited 25-year – Commercial

**SWANSTONE VANITY TOP ACCESSORIES**

Model	Part	Dimensions	Ship Wt. Lb.	Ship FedEx	Carton Dims. In.	Cu. Ft.
<b>Side Splash Panel for Vanity Tops</b> (one per carton)						
VT18-3SS	VT01803SS	18" W x 3" H x 3/8" D	2	FedEx	22 x 4 x 2	.10
VT19-SS	VT00019SS	19" W x 3" H x 3/4" D	3	FedEx	22 x 4 x 2	.10
VT21-3SS	VT02103SS	21" W x 3" H x 3/8" D	3	FedEx	22 x 4 x 2	.10
VT22-SS	VT00022SS	22" W x 3" H x 3/4" D	2	FedEx	22 x 4 x 2	.10
<b>Side Splash Panel for Chesapeake</b> (one per carton)						
CHVTSS	CHVTSS	21-5/8" W x 3-1/2" H x 3/4" D	3	FedEx	26 x 4 x 2	.12
<b>Side Splash Panel for Europa</b> (one per carton)						
EVTSS	EV00022SS	21-1/4" W x 3-1/2" H x 3/4" D	3	FedEx	26 x 4 x 2	.12
<b>Front Apron Panel</b> (one per carton)						
VT37FA	VT02237FA	37" W x 8" H x 1/2" D	10	FedEx	38 x 9 x 2	.40
VT55FA	VT02255FA	55" W x 8" H x 1/2" D	14	FedEx	56 x 9 x 2	.58
VT61FA	VT02261FA	61" W x 8" H x 1/2" D	14	FedEx	62 x 9 x 2	.65
<b>Side Apron Panel</b> (one per carton)						
VT22SA	VT00022SA	21" W x 8" H x 1/2" D	6	FedEx	22 x 9 x 2	.23
<b>Wall-Hung Vanity Top Support</b>						
VTS-50ADA	VTS50ADA	50" W x 23" H x 21-1/2" D	20	FedEx	52 x 28 x 3	2.52
VTS-74ADA	VTS74ADA	74" W x 23" H x 21-1/2" D	30	–	76 x 29 x 3	3.82







# KITCHEN SINKS



## QZDB-3322 Double Bowl

## GRANITE KITCHEN SINKS

### Manufactured from Quartz

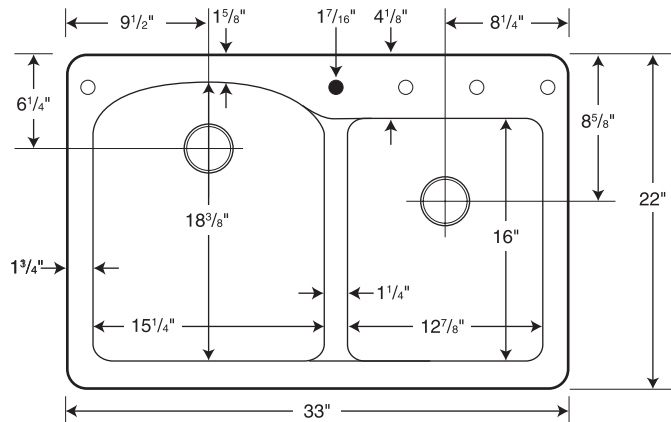
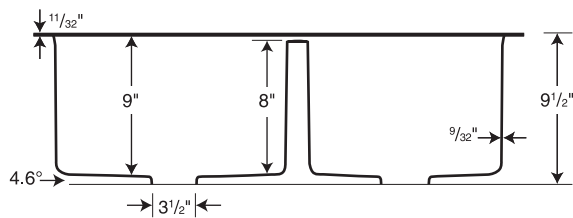
(See page 2 for detailed information.)

Recommended for high-use traffic areas and commercial surfaces.

WARRANTY  
Limited Lifetime – Residential  
Limited 10-year – Commercial

### FEATURES

- Made with 80% quartz stone, only a diamond is harder.
- Virtually indestructible, will not damage from kitchen use.
- Standard sink size.
- Ideal for remodeling or new construction.
- Offers design flexibility, installs as a drop-in or undermount.



○ Drill Points ● Pre-drilled

Capacity: 9-1/2 gallons in large (left) bowl,  
7 gallons in small (right) bowl

### SPECIFICATIONS

#### QZDB-3322 Double Bowl

Model	Part	Nominal Dimensions	Ship Wt. Lb.	Ship FedEx	Carton Dims. In.	Cu. Ft.
QZDB-3322	QZ03322DB	33" W x 22" D (838 mm x 559 mm)	46	FedEx	41 x 30 x 20	14

### ACCESSORIES

- QZ-22 Cutting Board

### STANDARDS AND RATINGS

American National Standard Institute—ANSI Z124.6

International Association of Plumbing and Mechanical Officials (IAPMO) – listed  
cUPC listed – Certified to CSA Standard B45 by IAPMO

Heat resistance to 392°F, 200°C

### COLORS

(See inside back cover for color sample.)

- Bianca (075)
- Espresso (170)
- Granito (076)
- Metallico (173)
- Nero (077)

### MAINTENANCE AND CLEANING INFORMATION

Clean your Swan Granite Sink by using warm water and a soft clean cloth, sponge or Mr. Clean® Magic Eraser®. Non-abrasive liquid cleaners and detergents can also be used. Hard water, calcium and lime deposits can be removed with white vinegar on a paper towel and rinsing after 20 minutes. To restore luster and extend time between cleanings Weiman® Granite Cleaner & Polish is recommended. Staining liquids, such as dyes and vegetable juices should be rinsed off as soon as possible. **Do not** use abrasive cleaners, metal-scouring pads, and bleach or alkali cleaners, such as ammonia.

### SUPPORT DOCUMENTS

Installation instructions available at [swanstone.com](http://swanstone.com).

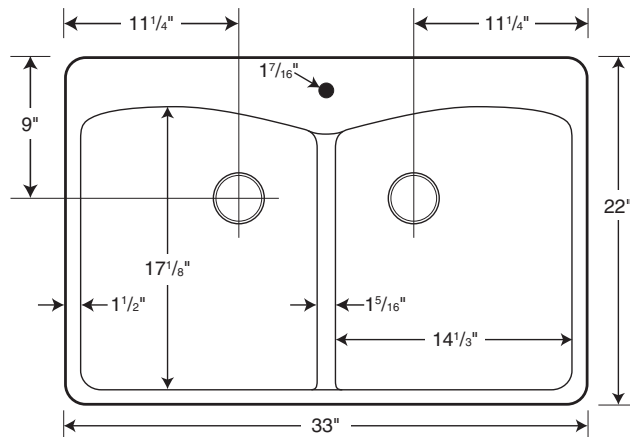
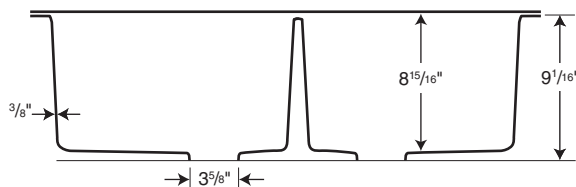
Undermount clips sold separately. Faucet options are limited to available hole placement. Please contact your dealer for more information.

**Manufactured from Quartz**

(See page 2 for detailed information.)

*Recommended for high-use traffic areas and commercial surfaces.***WARRANTY**Limited Lifetime – Residential  
Limited 10-year – Commercial**FEATURES**

- Made with 80% quartz stone, only a diamond is harder.
- Virtually indestructible, will not damage from kitchen use.
- Standard sink size.
- Ideal for remodeling or new construction.
- Offers design flexibility, installs as a drop-in or undermount.



○ Drill Points ● Pre-drilled

Capacity: 9-1/2 gallons per each bowl

**SPECIFICATIONS****QZED-3322 Large/Small Bowl**

Model	Part	Nominal Dimensions	Ship Wt. Lb.	Ship FedEx	Carton Dims. In.	Cu. Ft.
QZED-3322	QZ03322ED	33" W x 22" D (838 mm x 559 mm)	50	FedEx	37 x 25 x 13	6.96

**ACCESSORIES**

- QZ-22 Cutting Board

**STANDARDS AND RATINGS**

American National Standard Institute—ANSI Z124.6

International Association of Plumbing and Mechanical Officials (IAPMO) – listed

cUPC listed – Certified to CSA Standard B45 by IAPMO

Heat resistance to 392°F, 200°C

**COLORS**

(See inside back cover for color sample.)

- Bianca (075)
- Espresso (170)
- Granito (076)
- Metallico (173)
- Nero (077)

**MAINTENANCE AND CLEANING INFORMATION**

Clean your Swan Granite Sink by using warm water and a soft clean cloth, sponge or Mr. Clean® Magic Eraser®. Non-abrasive liquid cleaners and detergents can also be used. Hard water, calcium and lime deposits can be removed with white vinegar on a paper towel and rinsing after 20 minutes. To restore luster and extend time between cleanings Weiman® Granite Cleaner & Polish is recommended. Staining liquids, such as dyes and vegetable juices should be rinsed off as soon as possible. **Do not** use abrasive cleaners, metal-scouring pads, and bleach or alkali cleaners, such as ammonia.

**SUPPORT DOCUMENTS**Installation instructions available at [swanstone.com](http://swanstone.com).

Undermount clips sold separately. Faucet options are limited to available hole placement. Please contact your dealer for more information.



## QZLD-3322 Low Divide Double Bowl

## GRANITE KITCHEN SINKS

### Manufactured from Quartz

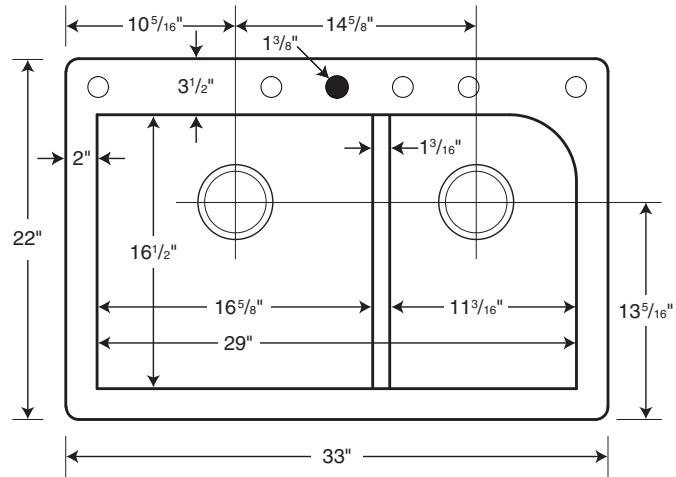
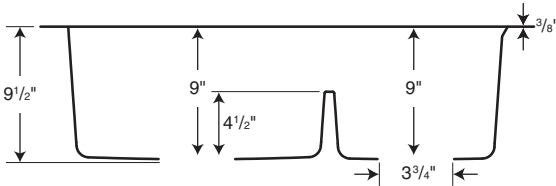
(See page 2 for detailed information.)

*Recommended for high-use traffic areas and commercial surfaces.*

**WARRANTY**  
Limited Lifetime – Residential  
Limited 10-year – Commercial

### FEATURES

- Low divider provides a functionality of a single bowl with practicality of a double bowl.
- Made with 80% quartz stone, only a diamond is harder.
- Virtually indestructible, will not damage from everyday kitchen use.
- Standard sink size.
- Ideal for remodeling or new construction.
- Offers design flexibility, installs as a drop-in or undermount.



○ Drill Points ● Pre-drilled

Capacity: 10 gallons in left bowl, 7 gallons in right bowl

### SPECIFICATIONS

#### QZLD-3322 Low Divide Double Bowl

Model	Part	Nominal Dimensions	Ship Wt. Lb.	Ship FedEx	Carton Dims. In.	Cu. Ft.
QZLD-3322	QZ03322LD	33" W x 22" D (838 mm x 559 mm)	48	FedEx	37 x 25 x 13	6.96

### STANDARDS AND RATINGS

American National Standard Institute—ANSI Z124.6

International Association of Plumbing and Mechanical Officials (IAPMO) – listed

cUPC listed – Certified to CSA Standard B45 by IAPMO

Heat resistance to 392°F, 200°C

### COLORS

(See inside back cover for color sample.)

- Bianca (075)
- Espresso (170)
- Granito (076)
- Metallico (173)
- Nero (077)

### MAINTENANCE AND CLEANING INFORMATION

Clean your Swan Granite Sink by using warm water and a soft clean cloth, sponge or Mr. Clean® Magic Eraser®. Non-abrasive liquid cleaners and detergents can also be used. Hard water, calcium and lime deposits can be removed with white vinegar on a paper towel and rinsing after 20 minutes. To restore luster and extend time between cleanings Weiman® Granite Cleaner & Polish is recommended. Staining liquids, such as dyes and vegetable juices should be rinsed off as soon as possible. **Do not** use abrasive cleaners, metal-scouring pads, and bleach or alkali cleaners, such as ammonia.

### SUPPORT DOCUMENTS

Installation instructions available at [swanstone.com](http://swanstone.com).

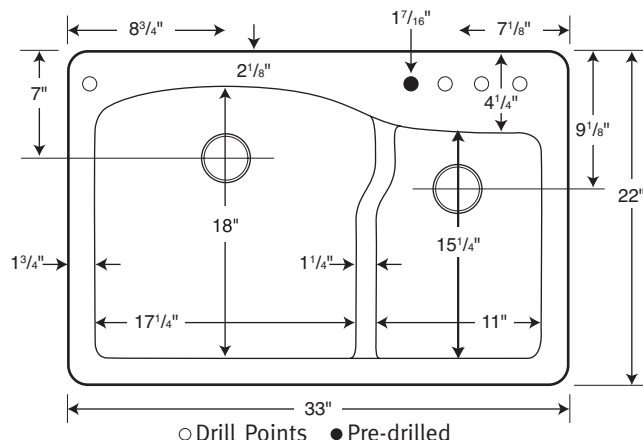
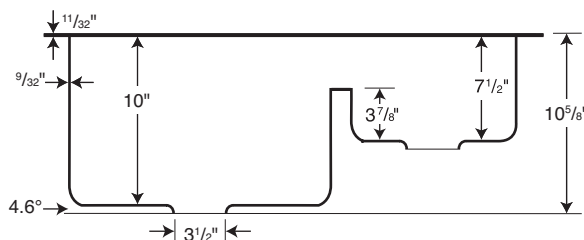
Undermount clips sold separately. Faucet options are limited to available hole placement. Please contact your dealer for more information.

**Manufactured from Quartz**

(See page 2 for detailed information.)

*Recommended for high-use traffic areas and commercial surfaces.***WARRANTY**Limited Lifetime – Residential  
Limited 10-year – Commercial**FEATURES**

- Made with 80% quartz stone, only a diamond is harder.
- Virtually indestructible, will not damage from kitchen use.
- Standard sink size.
- Ideal for remodeling or new construction.
- Offers design flexibility, installs as a drop-in or undermount.



Capacity: 8-1/2 gallons in large (left) bowl until it reaches the divider height, 2-1/4 gallons in small (right) bowl until it reaches the divider height

**SPECIFICATIONS****QZLS-3322 Large/Small Bowl**

Model	Part	Nominal Dimensions	Ship Wt. Lb.	Ship FedEx	Carton Dims. In.	Cu. Ft.
QZLS-3322	QZ03322LS	33" W x 22" D (838 mm x 559 mm)	60	FedEx	39 x 26 x 13	7.63

**ACCESSORIES**

- QZ-22 Cutting Board

**STANDARDS AND RATINGS**

American National Standard Institute—ANSI Z124.6

International Association of Plumbing and Mechanical Officials (IAPMO) – listed

cUPC listed – Certified to CSA Standard B45 by IAPMO

Heat resistance to 392°F, 200°C

**COLORS**

(See inside back cover for color sample.)

- Bianca (075)
- Espresso (170)
- Granito (076)
- Metallico (173)
- Nero (077)

**MAINTENANCE AND CLEANING INFORMATION**

Clean your Swan Granite Sink by using warm water and a soft clean cloth, sponge or Mr. Clean® Magic Eraser®. Non-abrasive liquid cleaners and detergents can also be used. Hard water, calcium and lime deposits can be removed with white vinegar on a paper towel and rinsing after 20 minutes. To restore luster and extend time between cleanings Weiman® Granite Cleaner & Polish is recommended. Staining liquids, such as dyes and vegetable juices should be rinsed off as soon as possible. **Do not** use abrasive cleaners, metal-scouring pads, and bleach or alkali cleaners, such as ammonia.

**SUPPORT DOCUMENTS**Installation instructions available at [swanstone.com](http://swanstone.com).

Undermount clips sold separately. Faucet options are limited to available hole placement. Please contact your dealer for more information.



## Manufactured from Quartz

(See page 2 for detailed information.)

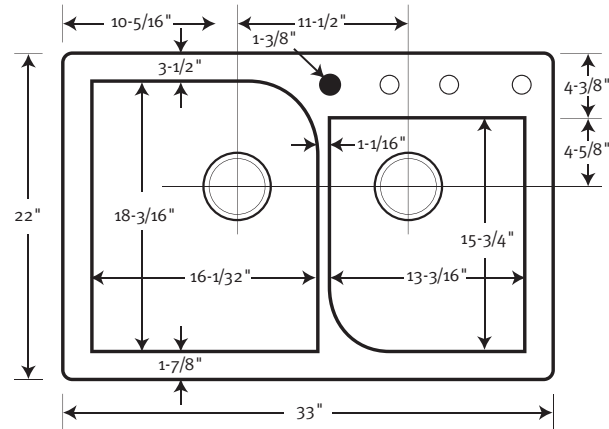
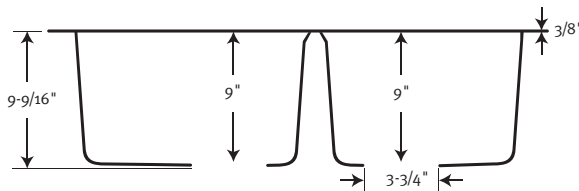
*Recommended for high-use traffic areas and commercial surfaces.*

## WARRANTY

Limited Lifetime – Residential  
Limited 10-year – Commercial

## FEATURES

- Made with 80% quartz stone, only a diamond is harder.
- Virtually indestructible, will not damage from kitchen use.
- Standard sink size.
- Ideal for remodeling or new construction.
- Offers design flexibility, installs as a drop-in or undermount.



○ Drill Points    ● Pre-drilled

Capacity: 11 gallons in large (left) bowl,  
and 7-1/4 gallons in small (right) bowl

## SPECIFICATIONS

## QZRC-3322 Offset Double Bowl

Model	Part	Nominal Dimensions	Ship Wt. Lb.	Ship FedEx	Carton Dims. In.	Cu. Ft.
QZRC-3322	QZ03322RC	33" W x 22" D (838 mm x 559 mm)	48	FedEx	37 x 25 x 13	6.96

## COLORS

(See inside back cover for color sample.)

- Bianca (075)
- Espresso (170)
- Granito (076)
- Metallico (173)
- Nero (077)

## MAINTENANCE AND CLEANING INFORMATION

Clean your Swan Granite Sink by using warm water and a soft clean cloth, sponge or Mr. Clean® Magic Eraser®. Non-abrasive liquid cleaners and detergents can also be used. Hard water, calcium and lime deposits can be removed with white vinegar on a paper towel and rinsing after 20 minutes. To restore luster and extend time between cleanings Weiman® Granite Cleaner & Polish is recommended. Staining liquids, such as dyes and vegetable juices should be rinsed off as soon as possible. **Do not** use abrasive cleaners, metal-scouring pads, and bleach or alkali cleaners, such as ammonia.

## STANDARDS AND RATINGS

American National Standard Institute—ANSI Z124.6

International Association of Plumbing and Mechanical Officials (IAPMO) – listed  
cUPC listed – Certified to CSA Standard B45 by IAPMO

Heat resistance to 392°F, 200°C

## SUPPORT DOCUMENTS

Installation instructions available at [swanstone.com](http://swanstone.com).

Undermount clips sold separately. Faucet options are limited to available hole placement. Please contact your dealer for more information.



### Manufactured from Quartz

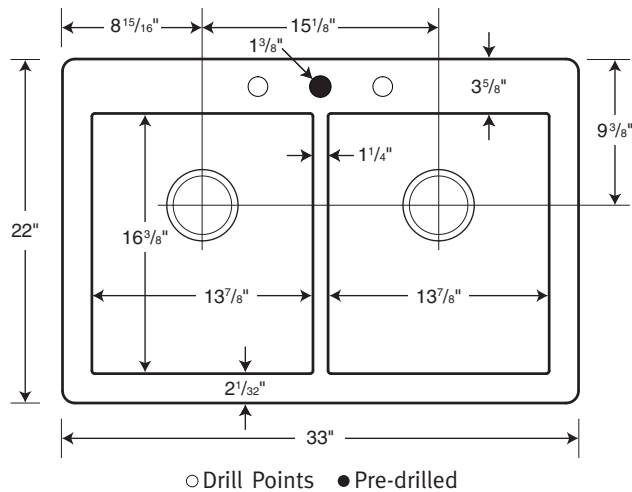
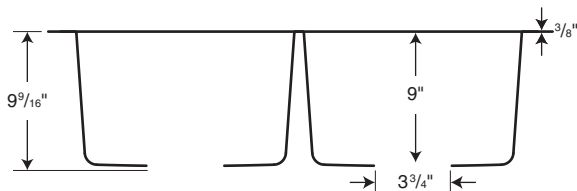
(See page 2 for detailed information.)

*Recommended for high-use traffic areas and commercial surfaces.*

**WARRANTY**  
Limited Lifetime – Residential  
Limited 10-year – Commercial

## FEATURES

- Made with 80% quartz stone, only a diamond is harder.
- Virtually indestructible, will not damage from kitchen use.
- Standard sink size.
- Ideal for remodeling or new construction.
- Offers design flexibility, installs as a drop-in or undermount.



Capacity: 8-1/2 gallons per each bowl

## SPECIFICATIONS

### QZSQ-3322 Equal Double Bowl

Model	Part	Nominal Dimensions	Ship Wt. Lb.	Ship FedEx	Carton Dims. In.	Cu. Ft.
QZSQ-3322	QZ03322SQ	33" W x 22" D (838 mm x 559 mm)	48	FedEx	37 x 25 x 13	6.96

## COLORS

(See inside back cover for color sample.)

- Bianca (075)
- Espresso (170)
- Granito (076)
- Metallico (173)
- Nero (077)

## MAINTENANCE AND CLEANING INFORMATION

Clean your Swan Granite Sink by using warm water and a soft clean cloth, sponge or Mr. Clean® Magic Eraser®. Non-abrasive liquid cleaners and detergents can also be used. Hard water, calcium and lime deposits can be removed with white vinegar on a paper towel and rinsing after 20 minutes. To restore luster and extend time between cleanings Weiman® Granite Cleaner & Polish is recommended. Staining liquids, such as dyes and vegetable juices should be rinsed off as soon as possible. **Do not** use abrasive cleaners, metal-scouring pads, and bleach or alkali cleaners, such as ammonia.

## STANDARDS AND RATINGS

American National Standard Institute—ANSI Z124.6

International Association of Plumbing and Mechanical Officials (IAPMO) – listed

cUPC listed – Certified to CSA Standard B45 by IAPMO

Heat resistance to 392°F, 200°C

## SUPPORT DOCUMENTS

Installation instructions available at [swanstone.com](http://swanstone.com).

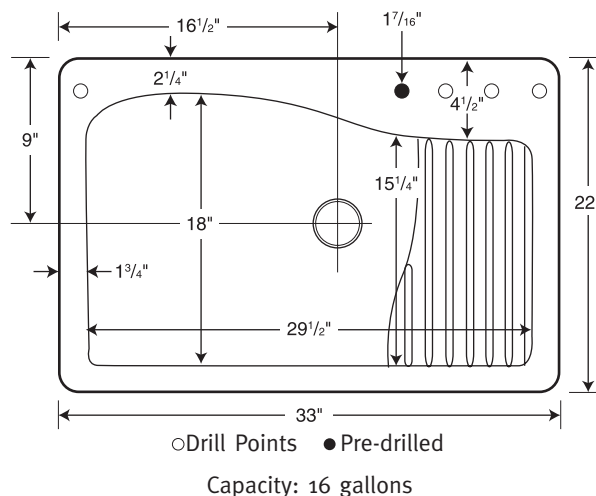
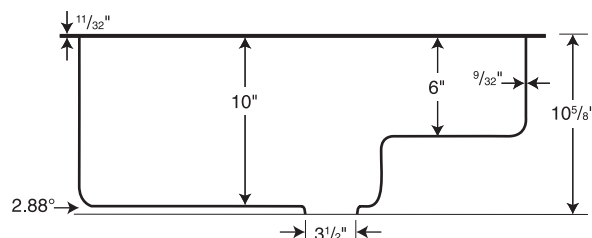
Undermount clips sold separately. Faucet options are limited to available hole placement. Please contact your dealer for more information.

**Manufactured from Quartz**

(See page 2 for detailed information.)

*Recommended for high-use traffic areas and commercial surfaces.***WARRANTY**Limited Lifetime – Residential  
Limited 10-year – Commercial**FEATURES**

- Made with 80% quartz stone, only a diamond is harder.
- Virtually indestructible, will not damage from kitchen use.
- Standard sink size.
- Ideal for remodeling or new construction.
- Offers design flexibility, installs as a drop-in or undermount.

**SPECIFICATIONS****QZAD-3322 Large Single Ascend™ Bowl**

Model	Part	Nominal Dimensions	Ship Wt. Lb.	Ship FedEx	Carton Dims. In.	Cu. Ft.
QZAD-3322	QZ03322AD	33" W x 22" D (838 mm x 559 mm)	54	FedEx	39 x 26 x 13	7.63

**ACCESSORIES**

- QZ-22 Cutting Board

**STANDARDS AND RATINGS**

American National Standard Institute—ANSI Z124.6

International Association of Plumbing and Mechanical Officials (IAPMO) – listed

cUPC listed – Certified to CSA Standard B45 by IAPMO

Heat resistance to 392°F, 200°C

**COLORS**

(See inside back cover for color sample.)

- Bianca (075)
- Espresso (170)
- Granito (076)
- Nero (077)

**MAINTENANCE AND CLEANING INFORMATION**

Clean your Swan Granite Sink by using warm water and a soft clean cloth, sponge or Mr. Clean® Magic Eraser®. Non-abrasive liquid cleaners and detergents can also be used. Hard water, calcium and lime deposits can be removed with white vinegar on a paper towel and rinsing after 20 minutes. To restore luster and extend time between cleanings Weiman® Granite Cleaner & Polish is recommended. Staining liquids, such as dyes and vegetable juices should be rinsed off as soon as possible. **Do not** use abrasive cleaners, metal-scouring pads, and bleach or alkali cleaners, such as ammonia.

**SUPPORT DOCUMENTS**Installation instructions available at [swanstone.com](http://swanstone.com).

Undermount clips sold separately. Faucet options are limited to available hole placement. Please contact your dealer for more information.



## QZSB-3322 Single Bowl

## GRANITE KITCHEN SINKS

### Manufactured from Quartz

(See page 2 for detailed information.)

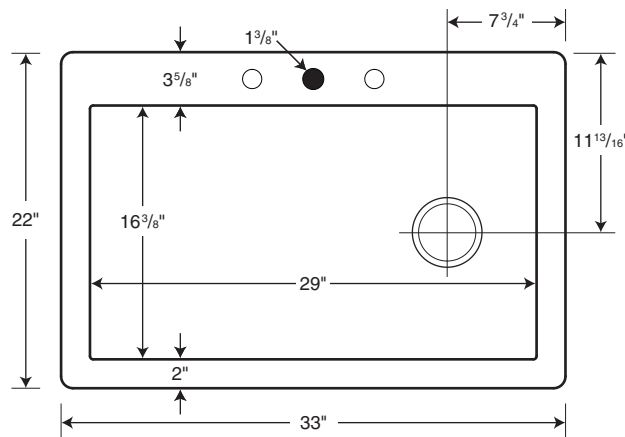
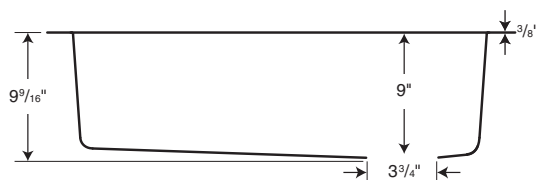
Recommended for high-use traffic areas and commercial surfaces.

#### WARRANTY

Limited Lifetime – Residential  
Limited 10-year – Commercial

### FEATURES

- Made with 80% quartz stone, only a diamond is harder.
- Virtually indestructible, will not damage from kitchen use.
- Standard sink size.
- Ideal for remodeling or new construction.
- Offers design flexibility, installs as a drop-in or undermount.



○ Drill Points ● Pre-drilled

Capacity: 18 gallons

### SPECIFICATIONS

#### QZSB-3322 Single Bowl

Model	Part	Nominal Dimensions	Ship Wt. Lb.	Ship FedEx	Carton Dims. In.	Cu. Ft.
QZSB-3322	QZ03322SB	33" W x 22" D (838 mm x 559 mm)	48	FedEx	37 x 25 x 13	6.96

### COLORS

(See inside back cover for color sample.)

- Bianca (075)
- Espresso (170)
- Granito (076)
- Metallico (173)
- Nero (077)

### MAINTENANCE AND CLEANING INFORMATION

Clean your Swan Granite Sink by using warm water and a soft clean cloth, sponge or Mr. Clean® Magic Eraser®. Non-abrasive liquid cleaners and detergents can also be used. Hard water, calcium and lime deposits can be removed with white vinegar on a paper towel and rinsing after 20 minutes. To restore luster and extend time between cleanings Weiman® Granite Cleaner & Polish is recommended. Staining liquids, such as dyes and vegetable juices should be rinsed off as soon as possible. **Do not** use abrasive cleaners, metal-scouring pads, and bleach or alkali cleaners, such as ammonia.

### STANDARDS AND RATINGS

American National Standard Institute—ANSI Z124.6

International Association of Plumbing and Mechanical Officials (IAPMO) – listed

cUPC listed – Certified to CSA Standard B45 by IAPMO

Heat resistance to 392°F, 200°C

### SUPPORT DOCUMENTS

Installation instructions available at [swanstone.com](http://swanstone.com).

Undermount clips sold separately. Faucet options are limited to available hole placement. Please contact your dealer for more information.



## QZBS-1816 Granite Bar Sink

## GRANITE KITCHEN SINKS

### Manufactured from Quartz

(See page 2 for detailed information.)

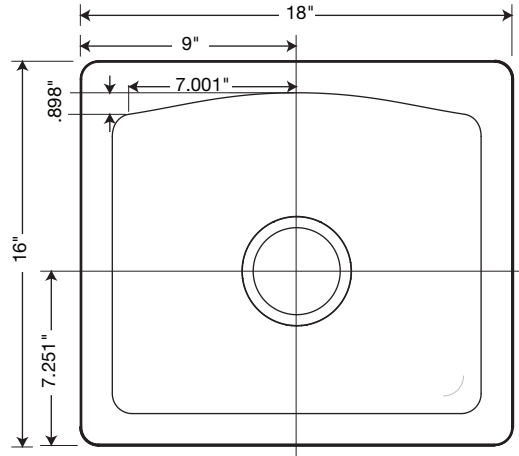
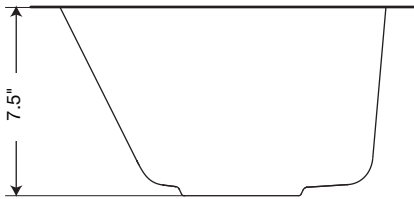
*Recommended for high-use traffic areas and commercial surfaces.*

#### WARRANTY

Limited Lifetime – Residential  
Limited 10-year – Commercial

### FEATURES

- Made with 80% quartz natural stone, only a diamond is harder.
- Superb heat and scratch resistance.
- Large, deep bowl is beautiful and versatile.
- Ideal as a kitchen island sink.
- Installs as a drop-in or undermount.



Capacity: 3-1/2 gallons

### SPECIFICATIONS

#### QZBS-1816 Granite Bar Sink

Model	Part	Nominal Dimensions	Ship Wt. Lb.	Ship FedEx	Carton Dims. In.	Cu. Ft.
QZBS-1816	QZ01816BS	18" W x 16" D (457 mm x 406 mm)	17	FedEx	21 x 19 x 12	2.88

### COLORS

(See inside back cover for color sample.)

- Bianca (075)
- Espresso (170)
- Granito (076)
- Nero (077)

### STANDARDS AND RATINGS

American National Standard Institute—ANSI Z124.6

International Association of Plumbing and Mechanical Officials (IAPMO) – listed

cUPC listed – Certified to CSA Standard B45 by IAPMO

Heat resistance to 392°F, 200°C

### MAINTENANCE AND CLEANING INFORMATION

Clean your Swan Granite Sink by using warm water and a soft clean cloth, sponge or Mr. Clean® Magic Eraser®. Non-abrasive liquid cleaners and detergents can also be used. Hard water, calcium and lime deposits can be removed with white vinegar on a paper towel and rinsing after 20 minutes. To restore luster and extend time between cleanings Weiman® Granite Cleaner & Polish is recommended. Staining liquids, such as dyes and vegetable juices should be rinsed off as soon as possible. **Do not** use abrasive cleaners, metal-scouring pads, and bleach or alkali cleaners, such as ammonia.

### SUPPORT DOCUMENTS

Installation instructions available at [swanstone.com](http://swanstone.com).

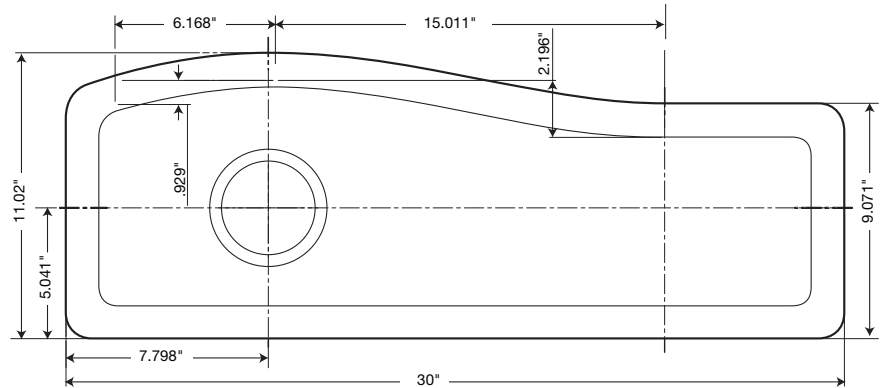
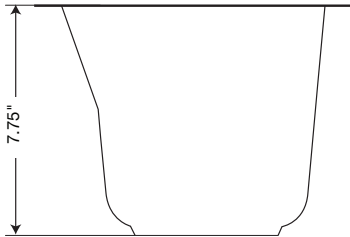
Undermount clips sold separately. Faucet options are limited to available hole placement. Please contact your dealer for more information.

**Manufactured from Quartz**

(See page 2 for detailed information.)

*Recommended for high-use traffic areas and commercial surfaces.***WARRANTY**Limited Lifetime – Residential  
Limited 10-year – Commercial**FEATURES**

- Made with 80% quartz natural stone, only a diamond is harder.
- Ideal for bar and food prep and cleanup.
- Superb heat and scratch resistance.
- Installs as a drop-in or undermount.



Capacity: 4-1/2 gallons

**SPECIFICATIONS****QZES-3011 Granite Entertainment Sink**

Model	Part	Nominal Dimensions	Ship Wt. Lb.	Ship FedEx	Carton Dims. In.	Cu. Ft.
QZES-3011	QZ03011ES	30" W x 11" D (761 mm x 280 mm)	18	FedEx	33 x 14 x 12	3.18

**COLORS**

(See inside back cover for color sample.)

- Bianca (075)
- Espresso (170)
- Granito (076)
- Nero (077)

**MAINTENANCE AND CLEANING INFORMATION**

Clean your Swan Granite Sink by using warm water and a soft clean cloth, sponge or Mr. Clean® Magic Eraser®. Non-abrasive liquid cleaners and detergents can also be used. Hard water, calcium and lime deposits can be removed with white vinegar on a paper towel and rinsing after 20 minutes. To restore luster and extend time between cleanings Weiman® Granite Cleaner & Polish is recommended. Staining liquids, such as dyes and vegetable juices should be rinsed off as soon as possible. **Do not** use abrasive cleaners, metal-scouring pads, and bleach or alkali cleaners, such as ammonia.

**STANDARDS AND RATINGS**

American National Standard Institute—ANSI Z124.6

International Association of Plumbing and Mechanical Officials (IAPMO) – listed

cUPC listed – Certified to CSA Standard B45 by IAPMO

Heat resistance to 392°F, 200°C

**SUPPORT DOCUMENTS**Installation instructions available at [swanstone.com](http://swanstone.com).

Undermount clips sold separately. Faucet options are limited to available hole placement. Please contact your dealer for more information.





## QZSB-2522 Single Bowl

## GRANITE KITCHEN SINKS

### Manufactured from Quartz

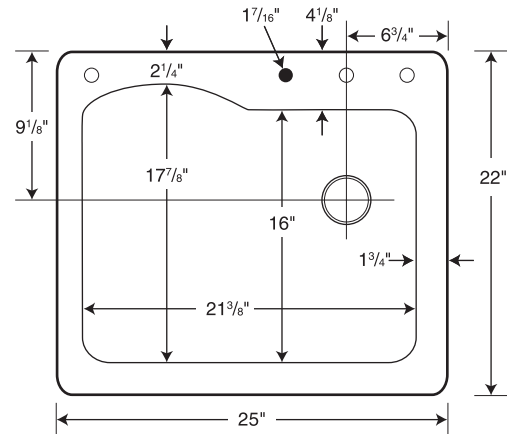
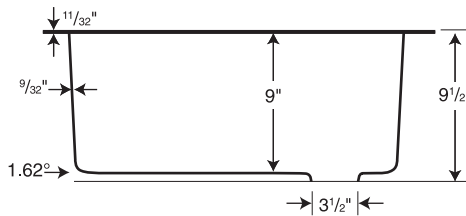
(See page 2 for detailed information.)

Recommended for high-use traffic areas and commercial surfaces.

WARRANTY  
Limited Lifetime – Residential  
Limited 10-year – Commercial

### FEATURES

- Made with 80% quartz stone, only a diamond is harder.
- Virtually indestructible, will not damage from kitchen use.
- Standard sink size.
- Ideal for remodeling or new construction.
- Offers design flexibility, installs as a drop-in or undermount.



○ Drill Points ● Pre-drilled

Capacity: 13 gallons

### SPECIFICATIONS

#### QZSB-2522 Single Bowl

Model	Part	Nominal Dimensions	Ship Wt. Lb.	Ship FedEx	Carton Dims. In.	Cu. Ft.
QZSB-2522	QZ02522SB	25" W x 22" D (635 mm x 559 mm)	40	FedEx	33 x 30 x 18	10.31

### ACCESSORIES

- QZ-22 Cutting Board

### STANDARDS AND RATINGS

American National Standard Institute—ANSI Z124.6

International Association of Plumbing and Mechanical Officials (IAPMO) – listed

cUPC listed – Certified to CSA Standard B45 by IAPMO

Heat resistance to 392°F, 200°C

### COLORS

(See inside back cover for color sample.)

- Bianca (075)
- Espresso (170)
- Granito (076)
- Nero (077)

### MAINTENANCE AND CLEANING INFORMATION

Clean your Swan Granite Sink by using warm water and a soft clean cloth, sponge or Mr. Clean® Magic Eraser®. Non-abrasive liquid cleaners and detergents can also be used. Hard water, calcium and lime deposits can be removed with white vinegar on a paper towel and rinsing after 20 minutes. To restore luster and extend time between cleanings Weiman® Granite Cleaner & Polish is recommended. Staining liquids, such as dyes and vegetable juices should be rinsed off as soon as possible. **Do not** use abrasive cleaners, metal-scouring pads, and bleach or alkali cleaners, such as ammonia.

### SUPPORT DOCUMENTS

Installation instructions available at [swanstone.com](http://swanstone.com).

Undermount clips sold separately. Faucet options are limited to available hole placement. Please contact your dealer for more information.



## QUDB-3322 Granite Double Bowl

## GRANITE UNDERMOUNT KITCHEN SINKS

### Manufactured from Quartz

(See page 2 for detailed information.)

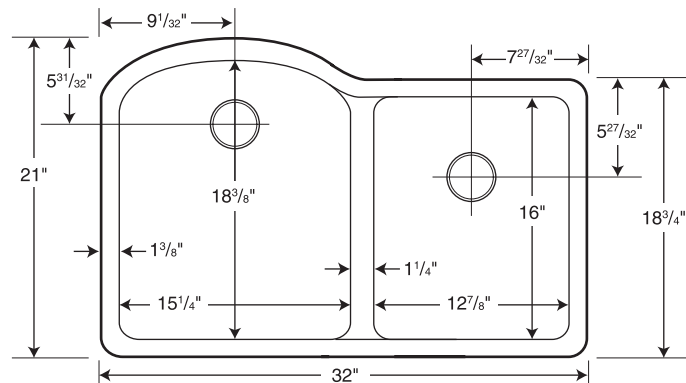
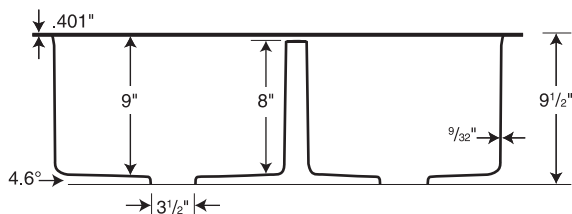
*Recommended for high-use traffic areas and commercial surfaces.*

### WARRANTY

Limited Lifetime – Residential  
Limited 10-year – Commercial

### FEATURES

- Made with 80% quartz stone, only a diamond is harder.
- Virtually indestructible, will not damage from kitchen use.
- Ideal for remodeling or new construction.
- Mounts under most countertop materials including granite, quartz, solid surface and tile.



Capacity: 9-1/2 gallons in large (left) bowl, 7 gallons in small (right) bowl

### SPECIFICATIONS

#### QUDB-3322 Granite Double Bowl

Model	Part	Nominal Dimensions	Ship Wt. Lb.	Ship FedEx	Carton Dims. In.	Cu. Ft.
QUDB-3322	QU03322DB	32" W x 21" D (813 mm x 533 mm)	53	FedEx	39 x 28 x 13	8.22

### COLORS

(See inside back cover for color sample.)

- Bianca (075)
- Espresso (170)
- Granito (076)
- Metallico (173)
- Nero (077)

### MAINTENANCE AND CLEANING INFORMATION

Clean your Swan Granite Sink by using warm water and a soft clean cloth, sponge or Mr. Clean® Magic Eraser®. Non-abrasive liquid cleaners and detergents can also be used. Hard water, calcium and lime deposits can be removed with white vinegar on a paper towel and rinsing after 20 minutes. To restore luster and extend time between cleanings Weiman® Granite Cleaner & Polish is recommended. Staining liquids, such as dyes and vegetable juices should be rinsed off as soon as possible. **Do not** use abrasive cleaners, metal-scouring pads, and bleach or alkali cleaners, such as ammonia.

### STANDARDS AND RATINGS

American National Standard Institute—ANSI Z124.6

International Association of Plumbing and Mechanical Officials (IAPMO) – listed

cUPC listed – Certified to CSA Standard B45 by IAPMO

Heat resistance to 392°F, 200°C

### SUPPORT DOCUMENTS

Installation instructions available at [swanstone.com](http://swanstone.com).



## QUED-3322 Even Double Bowl

## GRANITE UNDERMOUNT KITCHEN SINKS

### Manufactured from Quartz

(See page 2 for detailed information.)

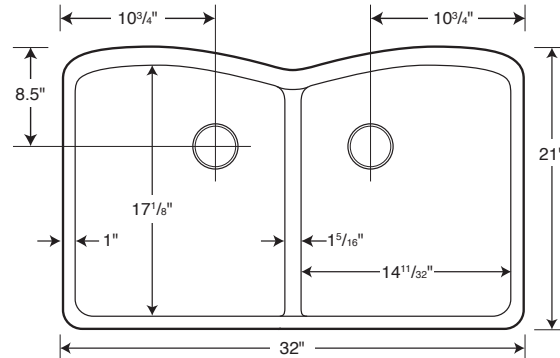
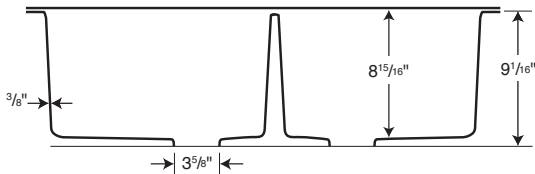
Recommended for high-use traffic areas and commercial surfaces.

### WARRANTY

Limited Lifetime – Residential  
Limited 10-year – Commercial

### FEATURES

- Made with 80% quartz stone, only a diamond is harder.
- Virtually indestructible, will not damage from kitchen use.
- Standard sink size.
- Ideal for remodeling or new construction.
- Mounts under most countertop materials including granite, quartz, solid surface and tile.



Capacity: 9-1/2 gallons per each bowl

### SPECIFICATIONS

#### QUAD-3322 Even Double Bowl

Model	Part	Nominal Dimensions	Ship Wt. Lb.	Ship FedEx	Carton Dims. In.	Cu. Ft.
QUED-3322	QUO3322ED	32" W x 21" D (813 mm x 533 mm)	50	FedEx	37 x 25 x 21	6.96

### STANDARDS AND RATINGS

American National Standard Institute—ANSI Z124.6

International Association of Plumbing and Mechanical Officials (IAPMO) – listed  
cUPC listed – Certified to CSA Standard B45 by IAPMO

Heat resistance to 392°F, 200°C

### COLORS

(See inside back cover for color sample.)

- Bianca (075)
- Espresso (170)
- Granito (076)
- Metallico (173)
- Nero (077)

### MAINTENANCE AND CLEANING INFORMATION

Clean your Swan Granite Sink by using warm water and a soft clean cloth, sponge or Mr. Clean® Magic Eraser®. Non-abrasive liquid cleaners and detergents can also be used. Hard water, calcium and lime deposits can be removed with white vinegar on a paper towel and rinsing after 20 minutes. To restore luster and extend time between cleanings Weiman® Granite Cleaner & Polish is recommended. Staining liquids, such as dyes and vegetable juices should be rinsed off as soon as possible. **Do not** use abrasive cleaners, metal-scouring pads, and bleach or alkali cleaners, such as ammonia.

### SUPPORT DOCUMENTS

Installation instructions available at [swanstone.com](http://swanstone.com).

Undermount clips sold separately. Faucet options are limited to available hole placement. Please contact your dealer for more information.



## QULD-3322 Low Divide Double Bowl

## GRANITE UNDERMOUNT KITCHEN SINKS

### Manufactured from Quartz

(See page 2 for detailed information.)

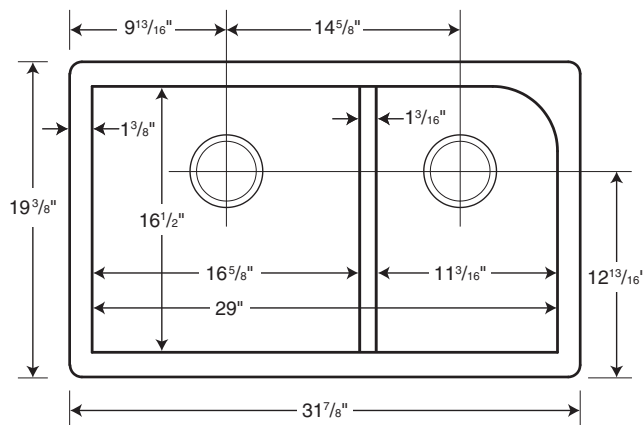
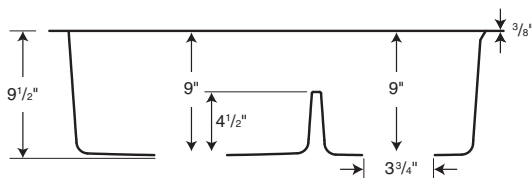
*Recommended for high-use traffic areas and commercial surfaces.*

### WARRANTY

Limited Lifetime – Residential  
Limited 10-year – Commercial

### FEATURES

- Low divider provides functionality of a single bowl with practicality of a double bowl.
- Made with 80% quartz stone, only a diamond is harder.
- Virtually indestructible, will not damage from kitchen use.
- Standard size is ideal for remodeling or new construction.
- Mounts under most countertop materials including granite, quartz, solid surface and tile.



Capacity: 10 gallons in left bowl, 7 gallons in right bowl

### SPECIFICATIONS

#### QULD-3322 Low Divide Double Bowl

Model	Part	Nominal Dimensions	Ship Wt. Lb.	Ship FedEx	Carton Dims. In.	Cu. Ft.
QULD-3322	QU03322LD	32" W x 21" D (813 mm x 533 mm)	48	FedEx	37 x 25 x 13	6.96

### COLORS

(See inside back cover for color sample.)

- Bianca (075)
- Espresso (170)
- Granito (076)
- Metallico (173)
- Nero (077)

### MAINTENANCE AND CLEANING INFORMATION

Clean your Swan Granite Sink by using warm water and a soft clean cloth, sponge or Mr. Clean® Magic Eraser®. Non-abrasive liquid cleaners and detergents can also be used. Hard water, calcium and lime deposits can be removed with white vinegar on a paper towel and rinsing after 20 minutes. To restore luster and extend time between cleanings Weiman® Granite Cleaner & Polish is recommended. Staining liquids, such as dyes and vegetable juices should be rinsed off as soon as possible. **Do not** use abrasive cleaners, metal-scouring pads, and bleach or alkali cleaners, such as ammonia.

### STANDARDS AND RATINGS

American National Standard Institute—ANSI Z124.6

International Association of Plumbing and Mechanical Officials (IAPMO) – listed

cUPC listed – Certified to CSA Standard B45 by IAPMO

Heat resistance to 392°F, 200°C

### SUPPORT DOCUMENTS

Installation instructions available at [swanstone.com](http://swanstone.com).

Undermount clips sold separately. Faucet options are limited to available hole placement. Please contact your dealer for more information.



## QULS-3322 Large/Small Bowl

## GRANITE UNDERMOUNT KITCHEN SINKS

### Manufactured from Quartz

(See page 2 for detailed information.)

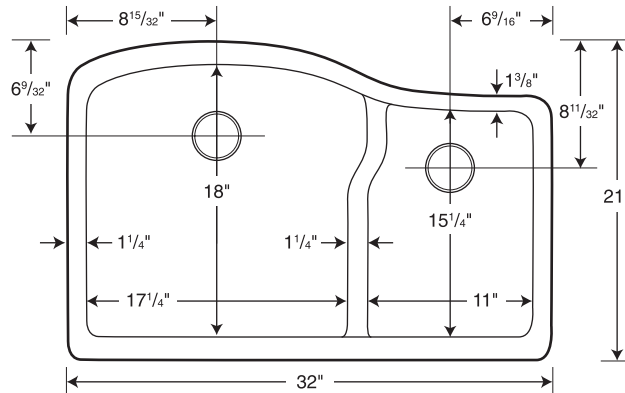
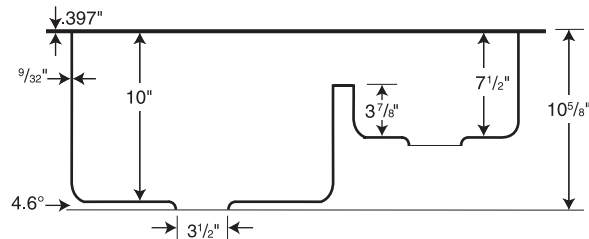
Recommended for high-use traffic areas and commercial surfaces.

### WARRANTY

Limited Lifetime – Residential  
Limited 10-year – Commercial

### FEATURES

- Made with 80% quartz stone, only a diamond is harder.
- Virtually indestructible, will not damage from kitchen use.
- Standard sink size.
- Ideal for remodeling or new construction.
- Mounts under most countertop materials including granite, quartz, solid surface and tile.



Capacity: 8-1/2 gallons in large (left) bowl until it reaches the divider height, 2-1/4 gallons in small (right) bowl until it reaches the divider height

### SPECIFICATIONS

#### QULS-3322 Large/Small Bowl

Model	Part	Nominal Dimensions	Ship Wt. Lb.	Ship FedEx	Carton Dims. In.	Cu. Ft.
QULS-3322	QU03322LS	32" W x 21" D (813 mm x 533 mm)	52	FedEx	36 x 26 x 15	8.12

### STANDARDS AND RATINGS

American National Standard Institute—ANSI Z124.6

International Association of Plumbing and Mechanical Officials (IAPMO) – listed  
cUPC listed – Certified to CSA Standard B45 by IAPMO

Heat resistance to 392°F, 200°C

### COLORS

(See inside back cover for color sample.)

- Bianca (075)
- Espresso (170)
- Granito (076)
- Metallico (173)
- Nero (077)

### MAINTENANCE AND CLEANING INFORMATION

Clean your Swan Granite Sink by using warm water and a soft clean cloth, sponge or Mr. Clean® Magic Eraser®. Non-abrasive liquid cleaners and detergents can also be used. Hard water, calcium and lime deposits can be removed with white vinegar on a paper towel and rinsing after 20 minutes. To restore luster and extend time between cleanings Weiman® Granite Cleaner & Polish is recommended. Staining liquids, such as dyes and vegetable juices should be rinsed off as soon as possible. **Do not** use abrasive cleaners, metal-scouring pads, and bleach or alkali cleaners, such as ammonia.

### SUPPORT DOCUMENTS

Installation instructions available at [swanstone.com](http://swanstone.com).

Undermount clips sold separately. Faucet options are limited to available hole placement. Please contact your dealer for more information.



## QURC-3322 Offset Double Bowl

## GRANITE UNDERMOUNT KITCHEN SINKS

### Manufactured from Quartz

(See page 2 for detailed information.)

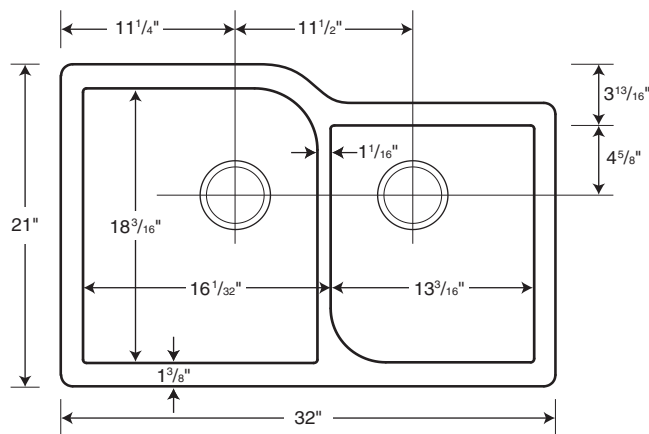
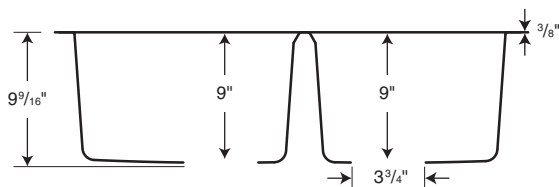
*Recommended for high-use traffic areas and commercial surfaces.*

### WARRANTY

Limited Lifetime – Residential  
Limited 10-year – Commercial

### FEATURES

- Made with 80% quartz stone, only a diamond is harder.
- Virtually indestructible, will not damage from kitchen use.
- Standard sink size.
- Ideal for remodeling or new construction.
- Mounts under most countertop materials including granite, quartz, solid surface and tile.



Capacity: 11 gallons in large (left) bowl,  
and 7-1/4 gallons in small (right) bowl

### SPECIFICATIONS

#### QURC-3322 Offset Double Bowl

Model	Part	Nominal Dimensions	Ship Wt. Lb.	Ship FedEx	Carton Dims. In.	Cu. Ft.
QURC-3322	QU03322RC	32" W x 21" D (813 mm x 533 mm)	48	FedEx	37 x 25 x 13	6.96

### COLORS

(See inside back cover for color sample.)

- Bianca (075)
- Espresso (170)
- Granito (076)
- Metallico (173)
- Nero (077)

### MAINTENANCE AND CLEANING INFORMATION

Clean your Swan Granite Sink by using warm water and a soft clean cloth, sponge or Mr. Clean® Magic Eraser®. Non-abrasive liquid cleaners and detergents can also be used. Hard water, calcium and lime deposits can be removed with white vinegar on a paper towel and rinsing after 20 minutes. To restore luster and extend time between cleanings Weiman® Granite Cleaner & Polish is recommended. Staining liquids, such as dyes and vegetable juices should be rinsed off as soon as possible. **Do not** use abrasive cleaners, metal-scouring pads, and bleach or alkali cleaners, such as ammonia.

### STANDARDS AND RATINGS

American National Standard Institute—ANSI Z124.6

International Association of Plumbing and Mechanical Officials (IAPMO) – listed

cUPC listed – Certified to CSA Standard B45 by IAPMO

Heat resistance to 392°F, 200°C

### SUPPORT DOCUMENTS

Installation instructions available at [swanstone.com](http://swanstone.com).

Undermount clips sold separately. Faucet options are limited to available hole placement. Please contact your dealer for more information.





## QUSQ-3322 Equal Double Bowl

## GRANITE UNDERMOUNT KITCHEN SINKS

### Manufactured from Quartz

(See page 2 for detailed information.)

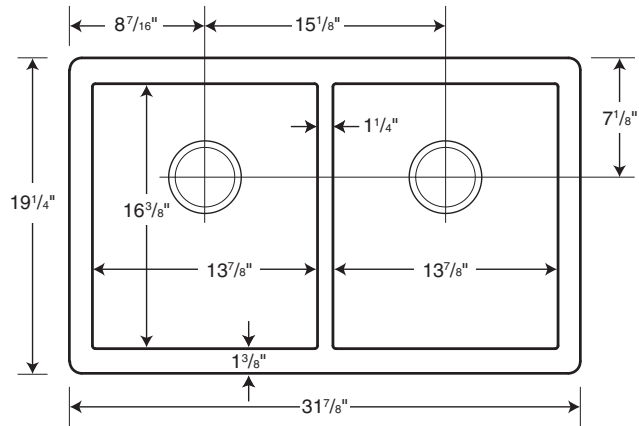
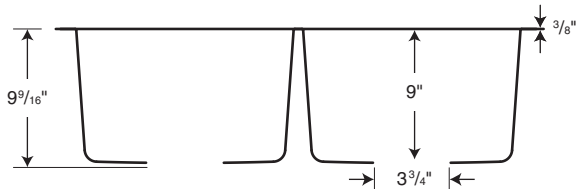
*Recommended for high-use traffic areas and commercial surfaces.*

### WARRANTY

Limited Lifetime – Residential  
Limited 10-year – Commercial

## FEATURES

- Made with 80% quartz stone, only a diamond is harder.
- Virtually indestructible, will not damage from kitchen use.
- Standard sink size.
- Ideal for remodeling or new construction.
- Mounts under most countertop materials including granite, quartz, solid surface and tile.



Capacity: 8-1/2 gallons per each bowl

## SPECIFICATIONS

### QUSQ-3322 Equal Double Bowl

Model	Part	Nominal Dimensions	Ship Wt. Lb.	Ship FedEx	Carton Dims. In.	Cu. Ft.
QUSQ-3322	QU03322SQ	32" W x 21" D (813 mm x 533 mm)	48	FedEx	37 x 25 x 13	6.96

## STANDARDS AND RATINGS

American National Standard Institute—ANSI Z124.6

International Association of Plumbing and Mechanical Officials (IAPMO) – listed

cUPC listed – Certified to CSA Standard B45 by IAPMO

Heat resistance to 392°F, 200°C

## COLORS

(See inside back cover for color sample.)

- Bianca (075)
- Espresso (170)
- Granito (076)
- Metallico (173)
- Nero (077)

## MAINTENANCE AND CLEANING INFORMATION

Clean your Swan Granite Sink by using warm water and a soft clean cloth, sponge or Mr. Clean® Magic Eraser®. Non-abrasive liquid cleaners and detergents can also be used. Hard water, calcium and lime deposits can be removed with white vinegar on a paper towel and rinsing after 20 minutes. To restore luster and extend time between cleanings Weiman® Granite Cleaner & Polish is recommended. Staining liquids, such as dyes and vegetable juices should be rinsed off as soon as possible. **Do not** use abrasive cleaners, metal-scouring pads, and bleach or alkali cleaners, such as ammonia.

## SUPPORT DOCUMENTS

Installation instructions available at [swanstone.com](http://swanstone.com).

Undermount clips sold separately. Faucet options are limited to available hole placement. Please contact your dealer for more information.



## QUAD-3322 Large Single Ascend™ Bowl

## GRANITE UNDERMOUNT KITCHEN SINKS

### Manufactured from Quartz

(See page 2 for detailed information.)

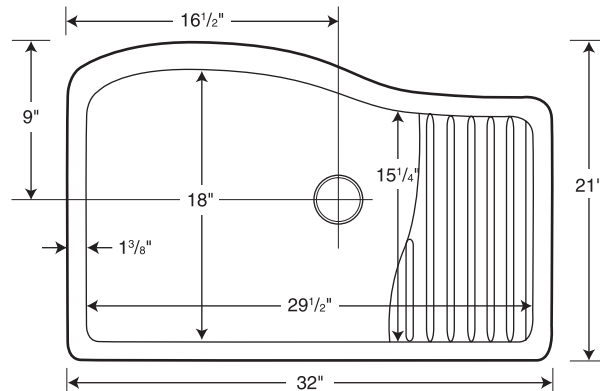
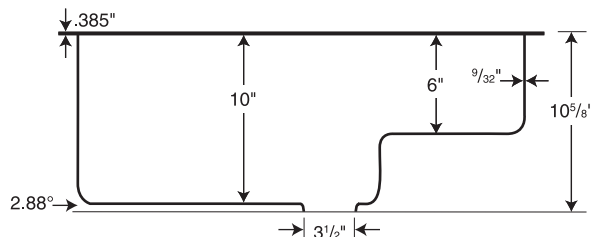
Recommended for high-use traffic areas and commercial surfaces.

#### WARRANTY

Limited Lifetime – Residential  
Limited 10-year – Commercial

### FEATURES

- Made with 80% quartz stone, only a diamond is harder.
- Virtually indestructible, will not damage from kitchen use.
- Standard sink size.
- Ideal for remodeling or new construction.
- Mounts under most countertop materials including granite, quartz, solid surface and tile.



Capacity: 16 gallons

### SPECIFICATIONS

#### QUAD-3322 Large Single Ascend™ Bowl

Model	Part	Nominal Dimensions	Ship Wt. Lb.	Ship FedEx	Carton Dims. In.	Cu. Ft.
QUAD-3322	QU03322AD	32" W x 21" D (813 mm x 533 mm)	49	FedEx	40 x 30 x 21	14.58

### COLORS

(See inside back cover for color sample.)

- Bianca (075)
- Espresso (170)
- Granito (076)
- Nero (077)

### STANDARDS AND RATINGS

American National Standard Institute—ANSI Z124.6

International Association of Plumbing and Mechanical Officials (IAPMO) – listed

cUPC listed – Certified to CSA Standard B45 by IAPMO

Heat resistance to 392°F, 200°C

### MAINTENANCE AND CLEANING INFORMATION

Clean your Swan Granite Sink by using warm water and a soft clean cloth, sponge or Mr. Clean® Magic Eraser®. Non-abrasive liquid cleaners and detergents can also be used. Hard water, calcium and lime deposits can be removed with white vinegar on a paper towel and rinsing after 20 minutes. To restore luster and extend time between cleanings Weiman® Granite Cleaner & Polish is recommended. Staining liquids, such as dyes and vegetable juices should be rinsed off as soon as possible. **Do not** use abrasive cleaners, metal-scouring pads, and bleach or alkali cleaners, such as ammonia.

### SUPPORT DOCUMENTS

Installation instructions available at [swanstone.com](http://swanstone.com).

Undermount clips sold separately. Faucet options are limited to available hole placement. Please contact your dealer for more information.



## QUSB-3322 Single Bowl

## GRANITE UNDERMOUNT KITCHEN SINKS

### Manufactured from Quartz

(See page 2 for detailed information.)

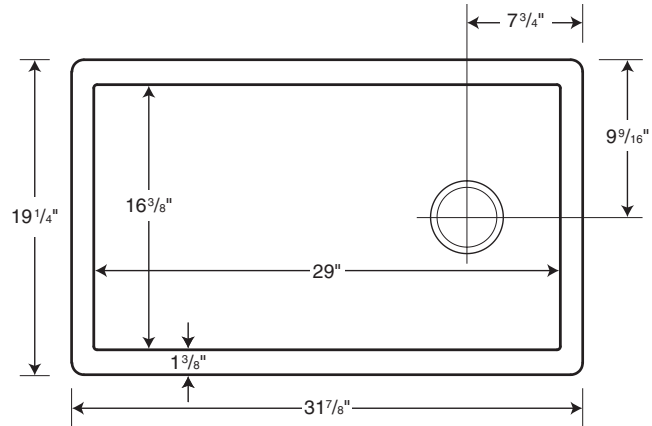
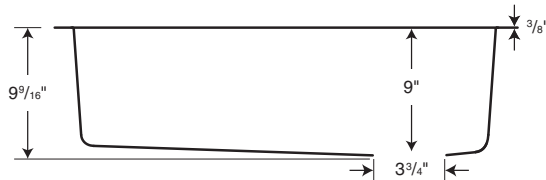
*Recommended for high-use traffic areas and commercial surfaces.*

### WARRANTY

Limited Lifetime – Residential  
Limited 10-year – Commercial

### FEATURES

- Made with 80% quartz stone, only a diamond is harder.
- Virtually indestructible, will not damage from kitchen use.
- Standard sink size.
- Ideal for remodeling or new construction.
- Mounts under most countertop materials including granite/quartz, solid surface and tile.



Capacity: 18 gallons

### SPECIFICATIONS

#### QUSB-3322 Single Bowl

Model	Part	Nominal Dimensions	Ship Wt. Lb.	Ship FedEx	Carton Dims. In.	Cu. Ft.
QUSB-3322	QU03322SB	32" W x 21" D (813 mm x 533 mm)	48	FedEx	37 x 25 x 13	6.96

### STANDARDS AND RATINGS

American National Standard Institute—ANSI Z124.6

International Association of Plumbing and Mechanical Officials (IAPMO) – listed

cUPC listed – Certified to CSA Standard B45 by IAPMO

Heat resistance to 392°F, 200°C

### COLORS

(See inside back cover for color sample.)

- Bianca (075)
- Espresso (170)
- Granito (076)
- Metallico (173)
- Nero (077)

### MAINTENANCE AND CLEANING INFORMATION

Clean your Swan Granite Sink by using warm water and a soft clean cloth, sponge or Mr. Clean® Magic Eraser®. Non-abrasive liquid cleaners and detergents can also be used. Hard water, calcium and lime deposits can be removed with white vinegar on a paper towel and rinsing after 20 minutes. To restore luster and extend time between cleanings Weiman® Granite Cleaner & Polish is recommended. Staining liquids, such as dyes and vegetable juices should be rinsed off as soon as possible. **Do not** use abrasive cleaners, metal-scouring pads, and bleach or alkali cleaners, such as ammonia.

### SUPPORT DOCUMENTS

Installation instructions available at [swanstone.com](http://swanstone.com).

Undermount clips sold separately. Faucet options are limited to available hole placement. Please contact your dealer for more information.



## QUSB-2522 Granite Single Bowl

## GRANITE UNDERMOUNT KITCHEN SINKS

### Manufactured from Quartz

(See page 2 for detailed information.)

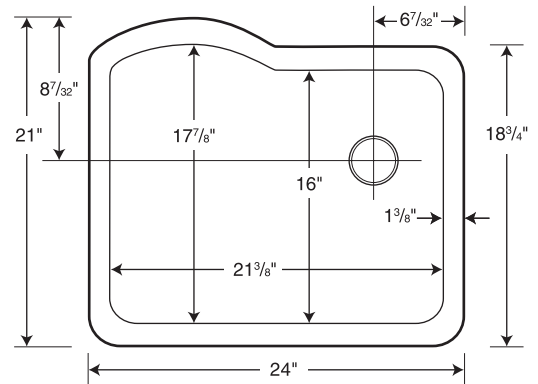
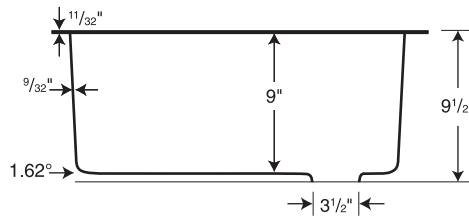
*Recommended for high-use traffic areas and commercial surfaces.*

#### WARRANTY

Limited Lifetime – Residential  
Limited 10-year – Commercial

### FEATURES

- Made with 80% quartz stone, only a diamond is harder.
- Virtually indestructible, will not damage from kitchen use.
- Ideal for remodeling or new construction.
- Mounts under most countertop materials including granite, quartz, solid surface and tile.



Capacity: 13 gallons

### SPECIFICATIONS

#### QUSB-2522 Granite Single Bowl

Model	Part	Nominal Dimensions	Ship Wt. Lb.	Ship FedEx	Carton Dims. In.	Cu. Ft.
QUSB-2522	QU02522SB	24" W x 21" D (610 mm x 533 mm)	37	FedEx	28 x 25 x 13	5.27

### COLORS

(See inside back cover for color sample.)

- Bianca (075)
- Espresso (170)
- Granito (076)
- Nero (077)

### STANDARDS AND RATINGS

American National Standard Institute—ANSI Z124.6

International Association of Plumbing and Mechanical Officials (IAPMO) – listed  
cUPC listed – Certified to CSA Standard B45 by IAPMO

Heat resistance to 392°F, 200°C

### MAINTENANCE AND CLEANING INFORMATION

Clean your Swan Granite Sink by using warm water and a soft clean cloth, sponge or Mr. Clean® Magic Eraser®. Non-abrasive liquid cleaners and detergents can also be used. Hard water, calcium and lime deposits can be removed with white vinegar on a paper towel and rinsing after 20 minutes. To restore luster and extend time between cleanings Weiman® Granite Cleaner & Polish is recommended. Staining liquids, such as dyes and vegetable juices should be rinsed off as soon as possible. **Do not** use abrasive cleaners, metal-scouring pads, and bleach or alkali cleaners, such as ammonia.

### SUPPORT DOCUMENTS

Installation instructions available at [swanstone.com](http://swanstone.com).



## QZDM-1816 Granite Dual-Mount Single Bowl Sink

## GRANITE DUAL-MOUNT KITCHEN SINKS

### Manufactured from Granite

(See page 2 for detailed information.)

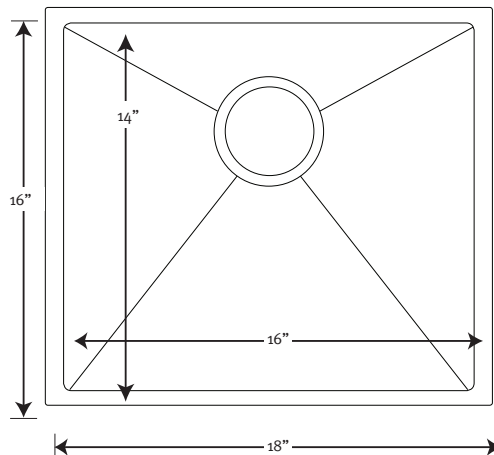
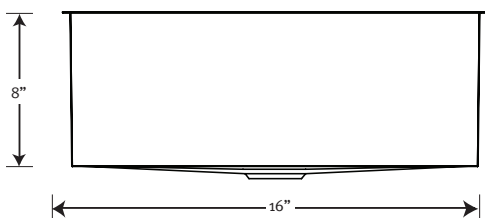
*Recommended for residential and commercial applications.*

### WARRANTY

Limited Lifetime – Residential  
Limited 10-year – Commercial

### FEATURES

- Made with 80% quartz stone, only a diamond is harder.
- Virtually indestructible, will not damage from kitchen use.
- Ideal for remodeling or new construction.
- Ideal for small spaces.
- To create a double-bowl sink, use two dual-mount sinks.



Capacity: 4.75 gallons

### SPECIFICATIONS

#### Granite Dual-Mount Single Bowl Kitchen Sink

Model	Part	Dimensions	Wt. Lb.	FedEx	Dims. In.	Cu. Ft.
QZDM-1816	QZ01816DM	18" W x 16" D (457 mm x 406 mm)	19	✓	22 x 20 x 11	2.8

### STANDARDS AND RATINGS

American National Standard Institute—ANSI Z124.6

International Association of Plumbing and Mechanical Officials (IAPMO) – listed

cUPC listed – Certified to CSA Standard B45 by IAPMO

Heat resistance to 392°F, 200°C

### COLORS

- Bianca (075)
- Espresso (170)
- Granito (076)
- Nero (077)

### MAINTENANCE AND CLEANING INFORMATION

Clean your Swan Granite Sink by using warm water and a soft clean cloth, sponge or Mr. Clean® Magic Eraser®. Non-abrasive liquid cleaners and detergents can also be used. Hard water, calcium and lime deposits can be removed with white vinegar on a paper towel and rinsing after 20 minutes. To restore luster and extend time between cleanings Weiman® Granite Cleaner & Polish is recommended. Staining liquids, such as dyes and vegetable juices should be rinsed off as soon as possible. **Do not** use abrasive cleaners, metal-scouring pads, and bleach or alkali cleaners, such as ammonia.

### SUPPORT DOCUMENTS

Installation instructions available at [swanstone.com](http://swanstone.com).



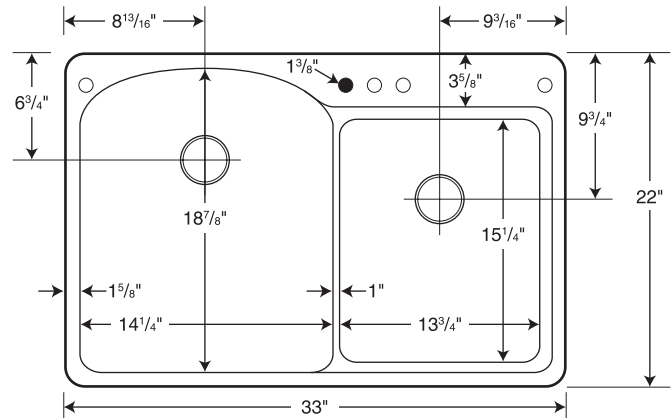
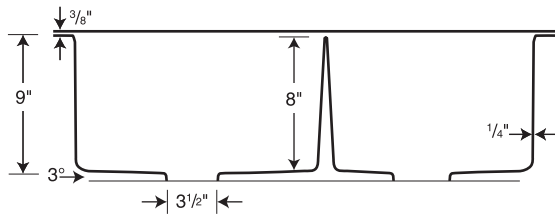
**Manufactured from Swanstone solid surface**  
(See page 2 for detailed information.)

*Recommended for high-use traffic areas and commercial surfaces.*

**WARRANTY**  
Limited Lifetime – Residential  
Limited 10-year – Commercial

## FEATURES

- Swan's most popular sink.
- Classic style in a standard size.
- Renewable surface will not wear away.
- Hot pots and boiling water will not damage it.
- Highest resistance of impact from heavy objects.
- Easily accommodates all faucet styles.
- Heat, stain and scratch resistant for lasting beauty.
- Matching or contrasting countertops available. Contact a Swan representative for more information.



○ Drill Points    ● Pre-drilled

Capacity: 7-1/4 gallons in large (left) bowl,  
5-3/4 gallons in small (right) bowl

## SPECIFICATIONS

### KSDB-3322 Double Bowl

Model	Part	Nominal Dimensions	Ship Wt. Lb.	Ship FedEx	Carton Dims. In.	Cu. Ft.
KSDB-3322	KS03322DB	33" W x 22" D (838 mm x 559 mm)	33	FedEx	26 x 13 x 39	7.63

Also available in skid packs. Call for price quote.

## ACCESSORIES

- CB-22 Wood, White or Bone Polyethylene Cutting Board
- WB-DB and WB-22 Wire Basket
- BR-DB Basin Rack

See page 156 for complete listing of all kitchen sink accessories.

## STANDARDS AND RATINGS

American National Standard Institute—ANSI Z124.6

International Association of Plumbing and Mechanical Officials (IAPMO)—Listed  
cUPC listed—Certified to CSA Test Standard B45.5 by IAPMO  
Uniform Plumbing Code (UPC)

National Sanitation Foundation—NSF/ANSI 51 Food Equipment Materials

For a complete list of tests and results see the Technical Data Sheet.

## SUPPORT DOCUMENTS

Installation instructions available at [swanstone.com](http://swanstone.com).



## COLORS

(See inside back cover for color sample.)

### Solid Colors:

- White (010)
- Bone (037)
- Bisque (018)
- Bright White (137)
- Pearl (138)

### Aggregate Colors:

- Acorn (123)
- Almond Galaxy (046)
- Arctic Granite (035)
- Baby's Breath (168)
- Barley (091)
- Bermuda Sand (040)
- Black Galaxy (015)
- Canyon (124)
- Caraway Seed (169)
- Cornflower (063)

- Glacier (121)
- Gray Granite (042)
- Indian Grass (071)
- Night Sky (012)
- Pebble (072)
- Prairie (122)
- Sierra (094)
- Tahiti Desert (050)
- Tahiti Gray (053)
- Tahiti Ivory (059)
- Tahiti Matrix (058)
- Tahiti Sand (051)
- Tahiti Terra (055)
- Tahiti White (011)
- Winter Wheat (060)

## MAINTENANCE AND CLEANING INFORMATION

Clean your Swanstone sink by using abrasive cleaners or other similar products. Use of a nylon scouring pad or Mr. Clean® Magic Eraser® is also recommended. Food-based stains can be removed using a 50-50 mix of bleach and water solution and soaking for 15 minutes. For rust or other mineral stains, rust-removing products are acceptable. **Do not** use metal scouring pads.





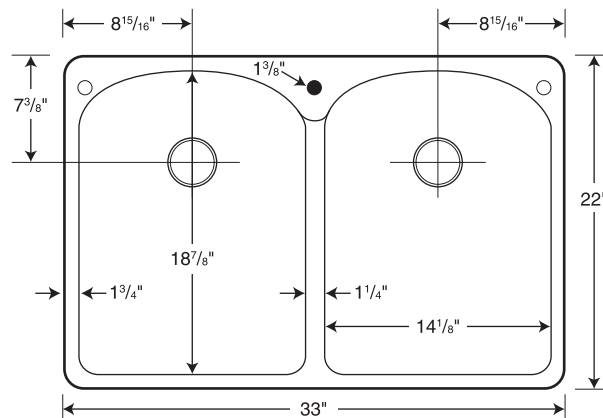
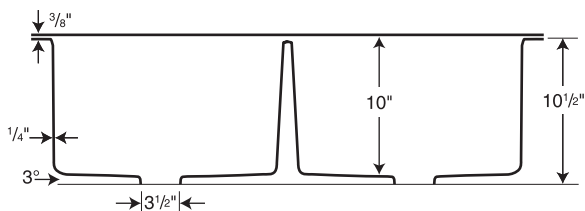
**Manufactured from Swanstone solid surface**  
(See page 2 for detailed information.)

*Recommended for high-use traffic areas and commercial surfaces.*

**WARRANTY**  
Limited Lifetime – Residential  
Limited 10-year – Commercial

## FEATURES

- Two extra deep bowls for enormous workspace.
- Renewable surface will not wear away.
- Hot pots and boiling water will not damage it.
- Highest resistance of impact from heavy objects.
- Heat, stain and scratch resistant for lasting beauty.
- Matching or contrasting countertops available. Contact a Swan representative for more information.



○ Drill Points   ● Pre-drilled

Capacity: 9 gallons

## SPECIFICATIONS

### KSLB-3322 Super Double Bowl

Model	Part	Nominal Dimensions	Ship Wt. Lb.	Ship FedEx	Carton Dims. In.	Cu. Ft.
KSLB-3322	KSo2233LB	33" W x 22" D (838 mm x 559 mm)	38	FedEx	37 x 25 x 14	7.50

## ACCESSORIES

- CB-LB Wood Cutting Board
- WB-LB and WB-22 Wire Basket
- BR-LBTB Basin Rack

See page 156 for complete listing of all kitchen sink accessories.

## STANDARDS AND RATINGS

American National Standard Institute—ANSI Z124.6

International Association of Plumbing and Mechanical Officials (IAPMO)—Listed

cUPC listed—Certified to CSA Test Standard B45.5 by IAPMO

Uniform Plumbing Code (UPC)

National Sanitation Foundation—NSF/ANSI 51 Food Equipment Materials

For a complete list of tests and results see the Technical Data Sheet.

## SUPPORT DOCUMENTS

Installation instructions available at [swanstone.com](http://swanstone.com).

## COLORS

(See inside back cover for color sample.)

### Solid Colors:

- White (010)
- Bone (037)
- Bisque (018)
- Bright White (137)
- Pearl (138)

### Aggregate Colors:

- Acorn (123)
- Almond Galaxy (046)
- Arctic Granite (035)
- Baby's Breath (168)
- Barley (091)
- Bermuda Sand (040)
- Black Galaxy (015)
- Canyon (124)
- Caraway Seed (169)
- Cornflower (063)

- Glacier (121)
- Gray Granite (042)
- Indian Grass (071)
- Night Sky (012)
- Pebble (072)
- Prairie (122)
- Sierra (094)
- Tahiti Desert (050)
- Tahiti Gray (053)
- Tahiti Ivory (059)
- Tahiti Matrix (058)
- Tahiti Sand (051)
- Tahiti Terra (055)
- Tahiti White (011)
- Winter Wheat (060)

## MAINTENANCE AND CLEANING INFORMATION

Clean your Swanstone sink by using abrasive cleaners or other similar products. Use of a nylon scouring pad or Mr. Clean® Magic Eraser® is also recommended. Food-based stains can be removed using a 50-50 mix of bleach and water solution and soaking for 15 minutes. For rust or other mineral stains, rust-removing products are acceptable. **Do not** use metal scouring pads.



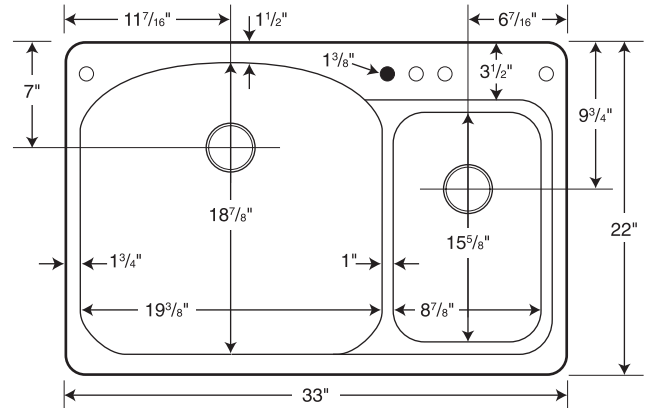
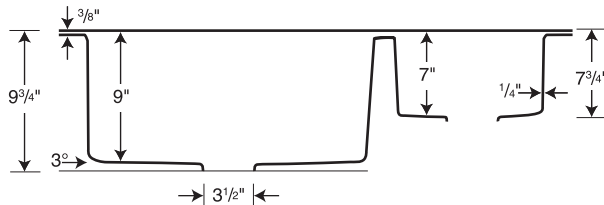
**Manufactured from Swanstone solid surface**  
(See page 2 for detailed information.)

*Recommended for high-use traffic areas and commercial surfaces.*

**WARRANTY**  
Limited Lifetime – Residential  
Limited 10-year – Commercial

## FEATURES

- Designed with gourmet-style prep and clean-up features.
- Renewable surface will not wear away.
- Hot pots and boiling water will not damage it.
- Highest resistance of impact from heavy objects.
- Easily accommodates all faucet styles.
- Heat, stain and scratch resistant for lasting beauty.
- Matching or contrasting countertops available. Contact a Swan representative for more information.



○ Drill Points   ● Pre-drilled

Capacity: 13-3/4 gallons in large (left) bowl, 4 gallons in small (right) bowl

## SPECIFICATIONS

### KSLs-3322 Double Bowl

Model	Part	Nominal Dimensions	Ship Wt. Lb.	Ship FedEx	Carton Dims. In.	Cu. Ft.
KSLs-3322	KS03322LS	33" W x 22" D (838 mm x 559 mm)	30	FedEx	38 x 25 x 13	7.15

## ACCESSORIES

- CB-22 Wood, White or Bone Polyethylene Cutting Board
- WB-DB and WB-22 Wire Basket
- BR-LS Basin Rack

See page 156 for complete listing of all kitchen sink accessories.

## STANDARDS AND RATINGS

American National Standard Institute—ANSI Z124.6

International Association of Plumbing and Mechanical Officials (IAPMO)—Listed

cUPC listed—Certified to CSA Test Standard B45.5 by IAPMO

Uniform Plumbing Code (UPC)

National Sanitation Foundation—NSF/ANSI 51 Food Equipment Materials

For a complete list of tests and results see the Technical Data Sheet.

## SUPPORT DOCUMENTS

Installation instructions available at [swanstone.com](http://swanstone.com).



## COLORS

(See inside back cover for color sample.)

### Solid Colors:

- White (010)
- Bone (037)
- Bisque (018)
- Bright White (137)
- Pearl (138)

### Aggregate Colors:

- Acorn (123)
- Almond Galaxy (046)
- Arctic Granite (035)
- Baby's Breath (168)
- Barley (091)
- Bermuda Sand (040)
- Black Galaxy (015)
- Canyon (124)
- Caraway Seed (169)
- Cornflower (063)

- Glacier (121)
- Gray Granite (042)
- Indian Grass (071)
- Night Sky (012)
- Pebble (072)
- Prairie (122)
- Sierra (094)
- Tahiti Desert (050)
- Tahiti Gray (053)
- Tahiti Ivory (059)
- Tahiti Matrix (058)
- Tahiti Sand (051)
- Tahiti Terra (055)
- Tahiti White (011)
- Winter Wheat (060)

## MAINTENANCE AND CLEANING INFORMATION

Clean your Swanstone sink by using abrasive cleaners or other similar products. Use of a nylon scouring pad or Mr. Clean® Magic Eraser® is also recommended. Food-based stains can be removed using a 50-50 mix of bleach and water solution and soaking for 15 minutes. For rust or other mineral stains, rust-removing products are acceptable. **Do not** use metal scouring pads.



## KSTB-4422 Triple Bowl

## SWANSTONE KITCHEN SINKS

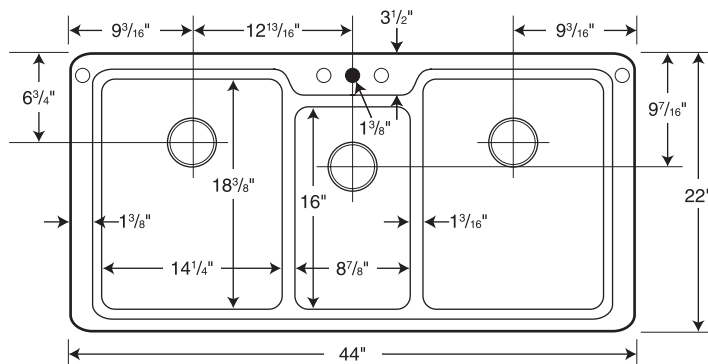
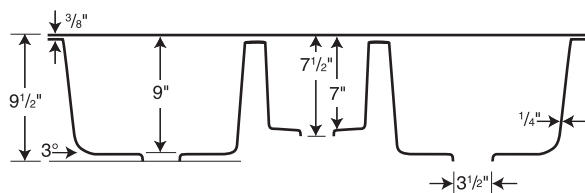
**Manufactured from Swanstone solid surface**  
(See page 2 for detailed information.)

*Recommended for high-use traffic areas and commercial surfaces.*

**WARRANTY**  
Limited Lifetime – Residential  
Limited 10-year – Commercial

### FEATURES

- Three bowls for maximum workspace.
- Renewable surface will not wear away.
- Hot pots and boiling water will not damage it.
- Highest resistance of impact from heavy objects.
- Easily accommodates all faucet styles.
- Heat, stain and scratch resistant for lasting beauty.
- Matching or contrasting countertops available. Contact a Swan representative for more information.



○ Drill Points   ● Pre-drilled

**Capacity:**  
Large: 7-1/4 gallons  
Small: 3-1/2 gallons

### SPECIFICATIONS

#### KSTB-4422 Triple Bowl

Model	Part	Nominal Dimensions	Ship Wt. Lb.	Ship FedEx	Carton Dims. In.	Cu. Ft.
KSTB-4422	KSo4422TB	44" W x 22" D (1118 mm x 559 mm)	46	FedEx	48 x 27 x 13	9.75

### ACCESSORIES

- CB-44 Wood Cutting Board
- WB-DB and WB-22 Wire Basket
- BR-LBTB Basin Rack
- DG-44 Drain Grid

See page 156 for complete listing of all kitchen sink accessories.

### STANDARDS AND RATINGS

American National Standard Institute—ANSI Z124.6

International Association of Plumbing and Mechanical Officials (IAPMO)—Listed

cUPC listed—Certified to CSA Test Standard B45.5 by IAPMO

Uniform Plumbing Code (UPC)

National Sanitation Foundation—NSF/ANSI 51 Food Equipment Materials

For a complete list of tests and results see the Technical Data Sheet.

### SUPPORT DOCUMENTS

Installation instructions available at [swanstone.com](http://swanstone.com).

### COLORS

(See inside back cover for color sample.)

#### Solid Colors:

- White (010)
- Bone (037)
- Bisque (018)
- Bright White (137)
- Pearl (138)

#### Aggregate Colors:

- Acorn (123) 🍂
- Almond Galaxy (046)
- Arctic Granite (035)
- Baby's Breath (168)
- Barley (091)
- Bermuda Sand (040)
- Black Galaxy (015)
- Canyon (124) 🍂
- Caraway Seed (169)
- Cornflower (063)

- Glacier (121) 🍂
- Gray Granite (042)
- Indian Grass (071)
- Night Sky (012)
- Pebble (072)
- Prairie (122) 🍂
- Sierra (094)
- Tahiti Desert (050)
- Tahiti Gray (053)
- Tahiti Ivory (059)
- Tahiti Matrix (058)
- Tahiti Sand (051)
- Tahiti Terra (055)
- Tahiti White (011)
- Winter Wheat (060)

### MAINTENANCE AND CLEANING INFORMATION

Clean your Swanstone sink by using abrasive cleaners or other similar products. Use of a nylon scouring pad or Mr. Clean® Magic Eraser® is also recommended. Food-based stains can be removed using a 50-50 mix of bleach and water solution and soaking for 15 minutes. For rust or other mineral stains, rust-removing products are acceptable. **Do not** use metal scouring pads.

**Manufactured from Swanstone solid surface**

(See page 2 for detailed information.)

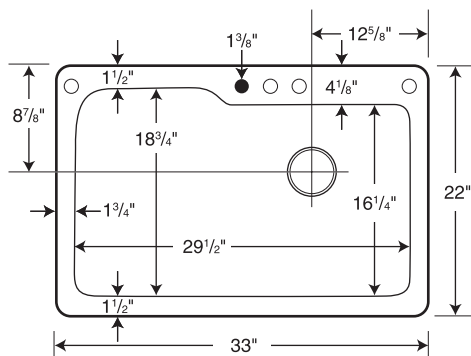
*Recommended for high-use traffic areas and commercial surfaces.*

## WARRANTY

Limited Lifetime – Residential  
Limited 10-year – Commercial

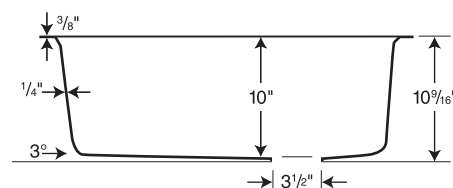
## FEATURES

- Easily accommodates your largest cooking pots and baking sheets.
- Renewable surface will not wear away.
- Hot pots and boiling water will not damage it.
- Highest resistance of impact from heavy objects.
- Easily accommodates all faucet styles.
- Heat, stain and scratch resistant for lasting beauty.
- Matching or contrasting countertops available. Contact a Swan representative for more information.



○Drill Points    ●Pre-drilled

Capacity: 22 gallons



## SPECIFICATIONS

### KSSB-3322 Large Single Bowl

Model	Part	Nominal Dimensions	Ship Wt. Lb.	Ship FedEx	Carton Dims. In.	Cu. Ft.
KSSB-3322	KSo3322SB	33" W x 22" D (838 mm x 559 mm)	33	FedEx	39 x 26 x 13	7.63

## ACCESSORIES

- CB-33 Cutting Board
- WB-DB Wire Basket

See page 156 for complete listing of all kitchen sink accessories.

## STANDARDS AND RATINGS

American National Standard Institute—ANSI Z124.6

International Association of Plumbing and Mechanical Officials (IAPMO)—Listed

cUPC listed—Certified to CSA Test Standard B45.5 by IAPMO

## Uniform Plumbing Code (UPC)

National Sanitation Foundation–NSF/ANSI 51 Food Equipment Materials

For a complete list of tests and results see the Technical Data Sheet.

## COLORS

(See inside back cover for color sample.)

**Solid Colors:**

- White (010)
- Bone (037)
- Bisque (018)
- Bright White (137)
- Pearl (138)

**Aggregate Colors:**

- Acorn (123) 🌱
- Almond Galaxy (046)
- Arctic Granite (035)
- Baby's Breath (168)
- Barley (091)
- Bermuda Sand (040)
- Black Galaxy (015)
- Canyon (124) 🌱
- Caraway Seed (169)
- Cornflower (063)
- Tahiti Desert (050)
- Tahiti Gray (053)
- Tahiti Ivory (059)
- Tahiti Matrix (058)
- Tahiti Sand (051)
- Tahiti Terra (055)
- Tahiti White (011)
- Winter Wheat (060)

- Glacier (121) 🍂
- Gray Granite (042)
- Indian Grass (071)
- Night Sky (012)
- Pebble (072)
- Prairie (122) 🍂
- Sierra (094)
- Tahiti Desert (050)
- Tahiti Gray (053)
- Tahiti Ivory (059)
- Tahiti Matrix (058)
- Tahiti Sand (051)
- Tahiti Terra (055)
- Tahiti White (011)
- Winter Wheat (060)

## MAINTENANCE AND CLEANING INFORMATION

Clean your Swanstone sink by using abrasive cleaners or other similar products. Use of a nylon scouring pad or Mr. Clean® Magic Eraser® is also recommended. Food-based stains can be removed using a 50-50 mix of bleach and water solution and soaking for 15 minutes. For rust or other mineral stains, rust-removing products are acceptable. **Do not** use metal scouring pads.

## SUPPORT DOCUMENTS

Installation instructions available at **swanstone.com**.





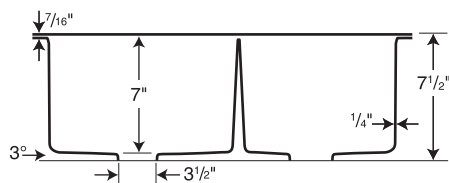
**Manufactured from Swanstone solid surface**  
(See page 2 for detailed information.)

*Recommended for high-use traffic areas and commercial surfaces.*

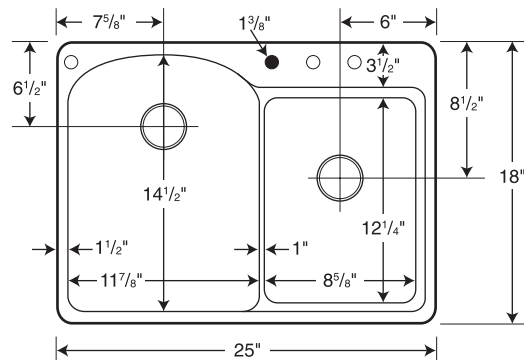
**WARRANTY**  
Limited Lifetime – Residential  
Limited 10-year – Commercial

## FEATURES

- Ideal double-bowl for recreation vehicles, boats and other limited spaces.
- Renewable surface will not wear away.
- Hot pots and boiling water will not damage it.
- Highest resistance of impact from heavy objects.
- Easily accommodates all faucet styles.
- Heat, stain and scratch resistant for lasting beauty.
- Matching or contrasting countertops available. Contact a Swan representative for more information.



Capacity:  
Large: 4 gallons  
Small: 2-1/2 gallons



○ Drill Points    ● Pre-drilled

## SPECIFICATIONS

### KSDB-2518 Space-Saver Double Bowl

Model	Part	Nominal Dimensions	Ship Wt. Lb.	Ship FedEx	Carton Dims. In.	Cu. Ft.
KSDB-2518	KS02518DB	25" W x 18" D (635 mm x 457 mm)	18	FedEx	30 x 23 x 11	4.4

Also available in skid packs. Call for price quote.

## COLORS

(See inside back cover for color sample.)

### Solid Colors:

- White (010)
- Bone (037)
- Bisque (018)
- Bright White (137)
- Pearl (138)

### Aggregate Colors:

- Acorn (123)
- Almond Galaxy (046)
- Arctic Granite (035)
- Baby's Breath (168)
- Barley (091)
- Bermuda Sand (040)
- Black Galaxy (015)
- Canyon (124)
- Caraway Seed (169)
- Cornflower (063)

- Glacier (121)
- Gray Granite (042)
- Indian Grass (071)
- Night Sky (012)
- Pebble (072)
- Prairie (122)
- Sierra (094)
- Tahiti Desert (050)
- Tahiti Gray (053)
- Tahiti Ivory (059)
- Tahiti Matrix (058)
- Tahiti Sand (051)
- Tahiti Terra (055)
- Tahiti White (011)
- Winter Wheat (060)

## STANDARDS AND RATINGS

American National Standard Institute—ANSI Z124.6

International Association of Plumbing and Mechanical Officials (IAPMO)—Listed

cUPC listed—Certified to CSA Test Standard B45.5 by IAPMO

Uniform Plumbing Code (UPC)

National Sanitation Foundation—NSF/ANSI 51 Food Equipment Materials

For a complete list of tests and results see the Technical Data Sheet.

## SUPPORT DOCUMENTS

Installation instructions available at [swanstone.com](http://swanstone.com).

## MAINTENANCE AND CLEANING INFORMATION

Clean your Swanstone sink by using abrasive cleaners or other similar products. Use of a nylon scouring pad or Mr. Clean® Magic Eraser® is also recommended. Food-based stains can be removed using a 50-50 mix of bleach and water solution and soaking for 15 minutes. For rust or other mineral stains, rust-removing products are acceptable. **Do not** use metal scouring pads.



## KSRB-18 Round Bowl

## SWANSTONE KITCHEN SINKS

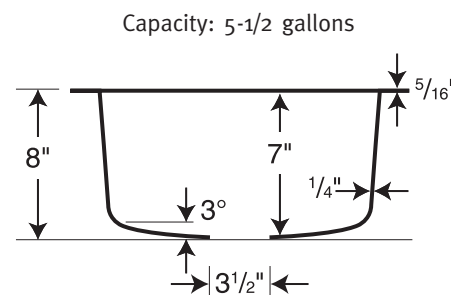
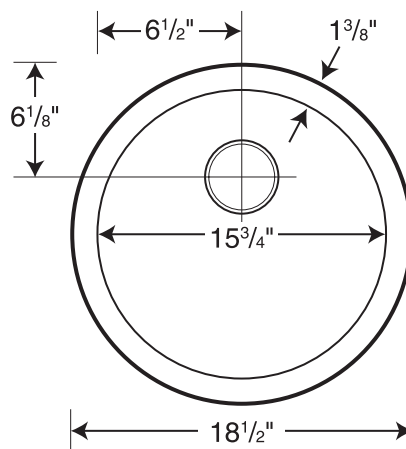
**Manufactured from Swanstone solid surface**  
(See page 2 for detailed information.)

*Recommended for high-use traffic areas and commercial surfaces.*

**WARRANTY**  
Limited Lifetime – Residential  
Limited 10-year – Commercial

### FEATURES

- Ideal as a vegetable prep sink in kitchen island.
- Also makes a high-capacity entertainment sink.
- Renewable surface will not wear away.
- Hot pots and boiling water will not damage it.
- Highest resistance of impact from heavy objects.
- Easily accommodates all faucet styles.
- Heat, stain and scratch resistant for lasting beauty.
- Matching or contrasting countertops available. Contact a Swan representative for more information.



### SPECIFICATIONS

#### KSRB-18 Round Bowl

Model	Part	Nominal Dimensions	Ship Wt. Lb.	Ship FedEx	Carton Dims. In.	Cu. Ft.
KSRB-18	KS00018RB	18-1/2" Diameter (470 mm)	18	FedEx	22 x 21 x 10	2.68

### COLORS

(See inside back cover for color sample.)

#### Solid Colors:

- White (010)
- Bone (037)
- Bisque (018)
- Bright White (137)
- Pearl (138)

#### Aggregate Colors:

- Acorn (123)
- Almond Galaxy (046)
- Arctic Granite (035)
- Baby's Breath (168)
- Barley (091)
- Bermuda Sand (040)
- Black Galaxy (015)
- Canyon (124)
- Caraway Seed (169)
- Cornflower (063)

- Glacier (121)
- Gray Granite (042)
- Indian Grass (071)
- Night Sky (012)
- Pebble (072)
- Prairie (122)
- Sierra (094)
- Tahiti Desert (050)
- Tahiti Gray (053)
- Tahiti Ivory (059)
- Tahiti Matrix (058)
- Tahiti Sand (051)
- Tahiti Terra (055)
- Tahiti White (011)
- Winter Wheat (060)

### STANDARDS AND RATINGS

American National Standard Institute—ANSI Z124.6

International Association of Plumbing and Mechanical Officials (IAPMO)—Listed

cUPC listed—Certified to CSA Test Standard B45.5 by IAPMO

Uniform Plumbing Code (UPC)

National Sanitation Foundation—NSF/ANSI 51 Food Equipment Materials

For a complete list of tests and results see the Technical Data Sheet.

### SUPPORT DOCUMENTS

Installation instructions available at [swanstone.com](http://swanstone.com).

**MADE IN USA**





## KSSB-2522 Single Bowl

## SWANSTONE KITCHEN SINKS

### Manufactured from Swanstone solid surface

(See page 2 for detailed information.)

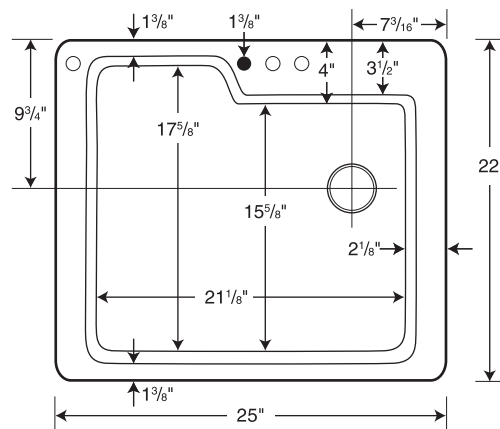
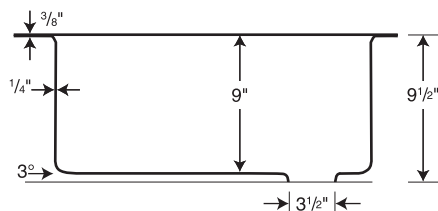
Recommended for high-use traffic areas and commercial surfaces.

#### WARRANTY

Limited Lifetime – Residential  
Limited 10-year – Commercial

### FEATURES

- Incorporates specialized convenience features into compact design.
- Renewable surface will not wear away.
- Hot pots and boiling water will not damage it.
- Highest resistance of impact from heavy objects.
- Easily accommodates all faucet styles.
- Heat, stain and scratch resistant for lasting beauty.
- Matching or contrasting countertops available. Contact a Swan representative for more information.



○ Drill Points ● Pre-drilled

Capacity: 13 gallons

### SPECIFICATIONS

#### KSSB-2522 Single Bowl

Model	Part	Nominal Dimensions	Ship Wt. Lb.	Ship FedEx	Carton Dims. In.	Cu. Ft.
KSSB-2522	KSo2522SB	25" W x 22" D (635 mm x 559 mm)	23	FedEx	26 x 14 x 29	6.11

### ACCESSORIES

- CB-22 Wood, White, or Bone Polyethylene Cutting Board
- WB-DB and WB-22 Wire Basket

See page 156 for complete listing of all kitchen sink accessories.

### STANDARDS AND RATINGS

American National Standard Institute—ANSI Z124.6

International Association of Plumbing and Mechanical Officials (IAPMO)—Listed

cUPC listed—Certified to CSA Test Standard B45.5 by IAPMO

Uniform Plumbing Code (UPC)

National Sanitation Foundation—NSF/ANSI 51 Food Equipment Materials

For a complete list of tests and results see the Technical Data Sheet.

### SUPPORT DOCUMENTS

Installation instructions available at [swanstone.com](http://swanstone.com).

### COLORS

(See inside back cover for color sample.)

#### Solid Colors:

- White (010)
- Bone (037)
- Bisque (018)
- Bright White (137)
- Pearl (138)

#### Aggregate Colors:

- Acorn (123)
- Almond Galaxy (046)
- Arctic Granite (035)
- Baby's Breath (168)
- Barley (091)
- Bermuda Sand (040)
- Black Galaxy (015)
- Canyon (124)
- Caraway Seed (169)
- Cornflower (063)

- Glacier (121)
- Gray Granite (042)
- Indian Grass (071)
- Night Sky (012)
- Pebble (072)
- Prairie (122)
- Sierra (094)
- Tahiti Desert (050)
- Tahiti Gray (053)
- Tahiti Ivory (059)
- Tahiti Matrix (058)
- Tahiti Sand (051)
- Tahiti Terra (055)
- Tahiti White (011)
- Winter Wheat (060)

### MAINTENANCE AND CLEANING INFORMATION

Clean your Swanstone sink by using abrasive cleaners or other similar products. Use of a nylon scouring pad or Mr. Clean® Magic Eraser® is also recommended. Food-based stains can be removed using a 50-50 mix of bleach and water solution and soaking for 15 minutes. For rust or other mineral stains, rust-removing products are acceptable. **Do not** use metal scouring pads.



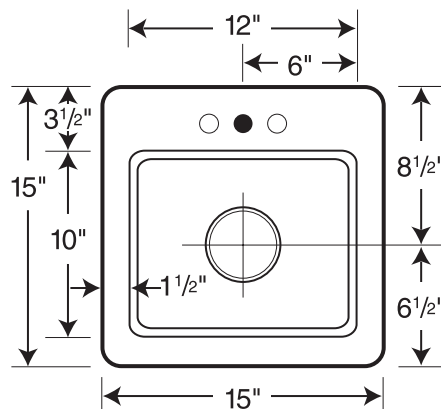
**Manufactured from Swanstone solid surface**  
(See page 2 for detailed information.)

*Recommended for high-use traffic areas and commercial surfaces.*

**WARRANTY**  
Limited Lifetime – Residential  
Limited 10-year – Commercial

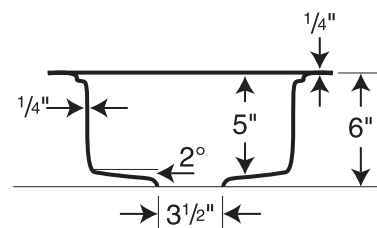
## FEATURES

- Renewable surface will not wear away.
- Hot pots and boiling water will not damage it.
- Highest resistance of impact from heavy objects.
- Easily accommodates all faucet styles.
- Heat, stain and scratch resistant for lasting beauty.
- Matching or contrasting countertops available. Contact a Swan representative for more information.



○ Drill Points   ● Pre-drilled

Capacity: 2-1/2 gallons



## SPECIFICATIONS

### BS-1515 Entertainment Sink

Model	Part	Nominal Dimensions	Ship Wt. Lb.	Ship FedEx	Carton Dims. In.	Cu. Ft.
BS-1515	BS01515	15" W x 15" D (381 mm x 381 mm)	10	FedEx	19 x 18 x 8	1.59

## ACCESSORIES

- BS-CB Teak Cutting Board

See page 156 for complete listing of all kitchen sink accessories.

## STANDARDS AND RATINGS

American National Standard Institute—ANSI Z124.6

International Association of Plumbing and Mechanical Officials (IAPMO)—Listed

cUPC listed—Certified to CSA Test Standard B45.5 by IAPMO

Uniform Plumbing Code (UPC)

National Sanitation Foundation—NSF/ANSI 51 Food Equipment Materials

For a complete list of tests and results see the Technical Data Sheet.

## SUPPORT DOCUMENTS

Installation instructions available at [swanstone.com](http://swanstone.com).



## COLORS

(See inside back cover for color sample.)

### Solid Colors:

- White (010)
- Bone (037)
- Bisque (018)
- Bright White (137)
- Pearl (138)

### Aggregate Colors:

- Acorn (123)
- Almond Galaxy (046)
- Arctic Granite (035)
- Baby's Breath (168)
- Barley (091)
- Bermuda Sand (040)
- Black Galaxy (015)
- Canyon (124)
- Caraway Seed (169)
- Cornflower (063)

- Glacier (121)
- Gray Granite (042)
- Indian Grass (071)
- Night Sky (012)
- Pebble (072)
- Prairie (122)
- Sierra (094)
- Tahiti Desert (050)
- Tahiti Gray (053)
- Tahiti Ivory (059)
- Tahiti Matrix (058)
- Tahiti Sand (051)
- Tahiti Terra (055)
- Tahiti White (011)
- Winter Wheat (060)

## MAINTENANCE AND CLEANING INFORMATION

Clean your Swanstone sink by using abrasive cleaners or other similar products. Use of a nylon scouring pad or Mr. Clean® Magic Eraser® is also recommended. Food-based stains can be removed using a 50-50 mix of bleach and water solution and soaking for 15 minutes. For rust or other mineral stains, rust-removing products are acceptable. **Do not** use metal scouring pads.

**Manufactured from Swanstone solid surface**

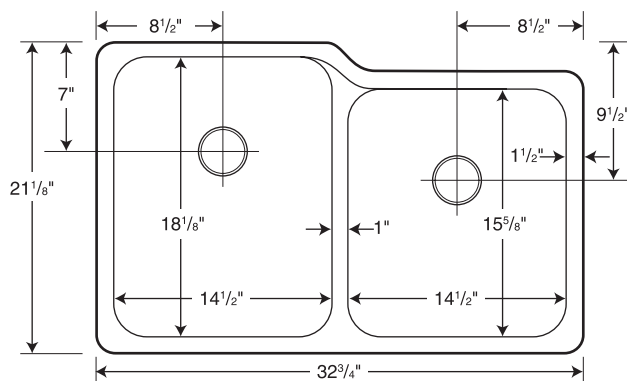
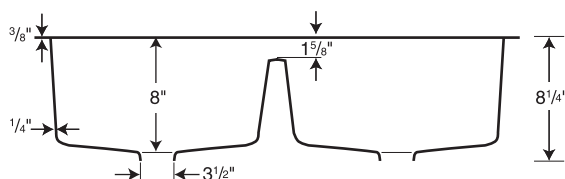
(See page 2 for detailed information.)

*Recommended for high-use traffic areas and commercial surfaces.*

WARRANTY  
Limited Lifetime – Residential  
Limited 10-year – Commercial

**FEATURES**

- Reinforced solid surface means color and texture run all the way through and cannot wear away.
- Mounts underneath your choice of countertop for high-design appeal.
- Heat and stain, resistant for lasting beauty.
- Matching or contrasting countertops available. Contact a Swan representative for more information.



Capacity: 6 gallons in large (left) bowl,  
5-1/2 gallons in small (right) bowl

**SPECIFICATIONS****US-3015 Double Bowl**

Model	Part	Nominal Dimensions	Ship Wt. Lb.	Ship FedEx	Carton Dims. In.	Cu. Ft.
US-3015	US03015SB	32-3/4" W x 21-1/8" D (832 mm x 539 mm)	39	FedEx	37 x 24 x 13	6.68

**COLORS**

(See inside back cover for color sample.)

**Solid Colors:**

- White (010)
- Bone (037)
- Bisque (018)
- Bright White (137)
- Pearl (138)

**Aggregate Colors:**

- Acorn (123)
- Almond Galaxy (046)
- Arctic Granite (035)
- Baby's Breath (168)
- Barley (091)
- Bermuda Sand (040)
- Black Galaxy (015)
- Canyon (124)
- Caraway Seed (169)
- Cornflower (063)

- Glacier (121)
- Gray Granite (042)
- Indian Grass (071)
- Night Sky (012)
- Pebble (072)
- Prairie (122)
- Sierra (094)
- Tahiti Desert (050)
- Tahiti Gray (053)
- Tahiti Ivory (059)
- Tahiti Matrix (058)
- Tahiti Sand (051)
- Tahiti Terra (055)
- Tahiti White (011)
- Winter Wheat (060)

**STANDARDS AND RATINGS**

American National Standard Institute—ANSI Z124.6

International Association of Plumbing and Mechanical Officials (IAPMO)—Listed

cUPC listed—Certified to CSA Test Standard B45.5 by IAPMO

Uniform Plumbing Code (UPC)

National Sanitation Foundation—NSF/ANSI 51 Food Equipment Materials

For a complete list of tests and results see the Technical Data Sheet.

**SUPPORT DOCUMENTS**Installation instructions available at [swanstone.com](http://swanstone.com).**MAINTENANCE AND  
CLEANING INFORMATION**

Clean your Swanstone sink by using abrasive cleaners or other similar products. Use of a nylon scouring pad or Mr. Clean® Magic Eraser® is also recommended. Food-based stains can be removed using a 50-50 mix of bleach and water solution and soaking for 15 minutes. For rust or other mineral stains, rust-removing products are acceptable. **Do not** use metal scouring pads.



## WARRANTY

Limited Lifetime – Residential  
Limited 10-year – Commercial

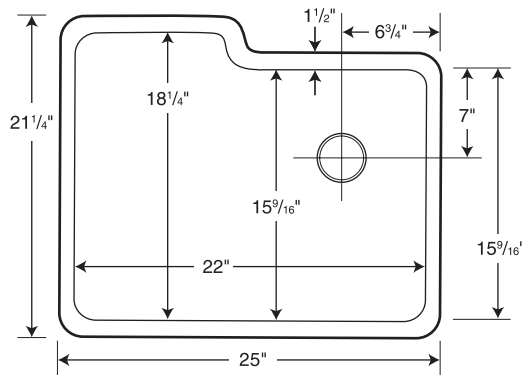
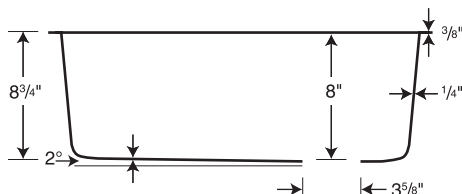
**Manufactured from Swanstone solid surface**

(See page 2 for detailed information.)

*Recommended for high-use traffic areas and commercial surfaces.*

**FEATURES**

- Reinforced solid surface means color and texture run all the way through and cannot wear away.
- Mounts underneath your choice of countertop for high-design appeal.
- Heat, stain, and scratch resistant for lasting beauty.
- Matching or contrasting countertops available. Contact a Swan representative for more information.



Capacity: 9-3/4 gallons

**SPECIFICATIONS****US-2215 Single Bowl**

Model	Part	Nominal Dimensions	Ship Wt. Lb.	Ship FedEx	Carton Dims. In.	Cu. Ft.
US-2215	US02215SB	25" W x 21-1/4" D (635 mm x 540 mm)	25	FedEx	28 x 24 x 12	4.67

**COLORS**

(See inside back cover for color sample.)

**Solid Colors:**

- White (010)
- Bone (037)
- Bisque (018)
- Bright White (137)
- Pearl (138)

**Aggregate Colors:**

- Acorn (123)
- Almond Galaxy (046)
- Arctic Granite (035)
- Baby's Breath (168)
- Barley (091)
- Bermuda Sand (040)
- Black Galaxy (015)
- Canyon (124)
- Caraway Seed (169)
- Cornflower (063)

- Glacier (121)
- Gray Granite (042)
- Indian Grass (071)
- Night Sky (012)
- Pebble (072)
- Prairie (122)
- Sierra (094)
- Tahiti Desert (050)
- Tahiti Gray (053)
- Tahiti Ivory (059)
- Tahiti Matrix (058)
- Tahiti Sand (051)
- Tahiti Terra (055)
- Tahiti White (011)
- Winter Wheat (060)

**STANDARDS AND RATINGS**

American National Standard Institute—ANSI Z124.6

International Association of Plumbing and Mechanical Officials (IAPMO)—Listed

cUPC listed—Certified to CSA Test Standard B45.5 by IAPMO

Uniform Plumbing Code (UPC)

National Sanitation Foundation—NSF/ANSI 51 Food Equipment Materials

For a complete list of tests and results see the Technical Data Sheet.

**SUPPORT DOCUMENTS**

Installation instructions available at [swanstone.com](http://swanstone.com).



**MADE IN USA**



WARRANTY

Limited Lifetime – Residential  
Limited 10-year – Commercial

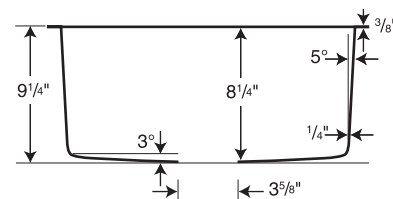
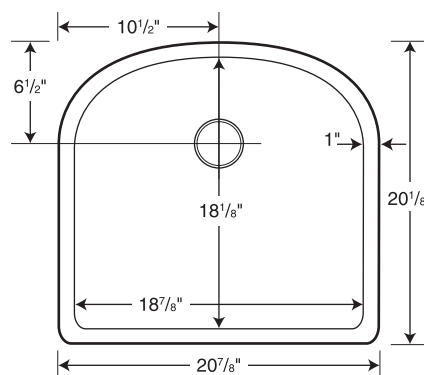
Manufactured from Swanstone solid surface

(See page 2 for detailed information.)

Recommended for high-use traffic areas and commercial surfaces.

FEATURES

- Reinforced solid surface means color and texture run all the way through and cannot wear away.
- Mounts underneath your choice of countertop for high-design appeal.
- Heat, stain, and scratch resistant for lasting beauty.
- Matching or contrasting countertops available. Contact a Swan representative for more information.



Capacity: 9 gallons

SPECIFICATIONS

US-2021 Large Bowl

Model	Part	Nominal Dimensions	Ship Wt. Lb.	Ship FedEx	Carton Dims. In.	Cu. Ft.
US-2021	US02021SB	20-7/8" W x 20-1/8" D (530 mm x 511 mm)	22	FedEx	25 x 24 x 11	3.82

COLORS

(See inside back cover for color sample.)

Solid Colors:

- White (010)
- Bone (037)
- Bisque (018)
- Bright White (137)
- Pearl (138)

Aggregate Colors:

- Acorn (123)
- Almond Galaxy (046)
- Arctic Granite (035)
- Baby's Breath (168)
- Barley (091)
- Bermuda Sand (040)
- Black Galaxy (015)
- Canyon (124)
- Caraway Seed (169)
- Cornflower (063)

- Glacier (121)
- Gray Granite (042)
- Indian Grass (071)
- Night Sky (012)
- Pebble (072)
- Prairie (122)
- Sierra (094)
- Tahiti Desert (050)
- Tahiti Gray (053)
- Tahiti Ivory (059)
- Tahiti Matrix (058)
- Tahiti Sand (051)
- Tahiti Terra (055)
- Tahiti White (011)
- Winter Wheat (060)

STANDARDS AND RATINGS

American National Standard Institute—ANSI Z124.6

International Association of Plumbing and Mechanical Officials (IAPMO)—Listed

cUPC listed—Certified to CSA Test Standard B45.5 by IAPMO

Uniform Plumbing Code (UPC)

National Sanitation Foundation—NSF/ANSI 51 Food Equipment Materials

For a complete list of tests and results see the Technical Data Sheet.

SUPPORT DOCUMENTS

Installation instructions available at [swanstone.com](http://swanstone.com).

MAINTENANCE AND

CLEANING INFORMATION

Clean your Swanstone sink by using abrasive cleaners or other similar products. Use of a nylon scouring pad or Mr. Clean® Magic Eraser® is also recommended. Food-based stains can be removed using a 50-50 mix of bleach and water solution and soaking for 15 minutes. For rust or other mineral stains, rust-removing products are acceptable.

**Do not** use metal scouring pads.



## WARRANTY

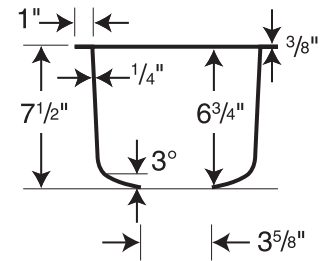
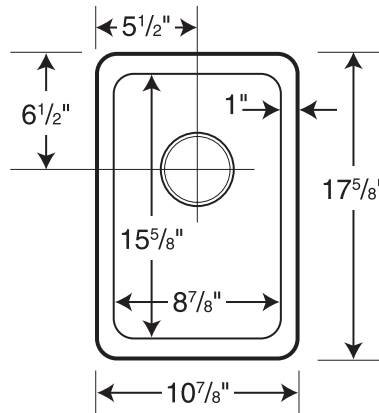
Limited Lifetime – Residential  
Limited 10-year – Commercial

**Manufactured from Swanstone solid surface**  
(See page 2 for detailed information.)

*Recommended for high-use traffic areas and commercial surfaces.*

## FEATURES

- Reinforced solid surface means color and texture run all the way through and cannot wear away.
- Mounts underneath your choice of countertop for high-design appeal.
- Heat, stain, and scratch resistant for lasting beauty.
- Matching or contrasting countertops available. Contact a Swan representative for more information.



Capacity: 3 gallons

## SPECIFICATIONS

## US-1711 Small Bowl

Model	Part	Nominal Dimensions	Ship Wt. Lb.	Ship FedEx	Carton Dims. In.	Cu. Ft.
US-1711	US01711SB	10-7/8" W x 17-5/8" D (276 mm x 448 mm)	18	FedEx	21 x 14 x 8	1.36

## COLORS

(See inside back cover for color sample.)

## Solid Colors:

- White (010)
- Bone (037)
- Bisque (018)
- Bright White (137)
- Pearl (138)

## Aggregate Colors:

- Acorn (123)
- Almond Galaxy (046)
- Arctic Granite (035)
- Baby's Breath (168)
- Barley (091)
- Bermuda Sand (040)
- Black Galaxy (015)
- Canyon (124)
- Caraway Seed (169)
- Cornflower (063)

- Glacier (121)
- Gray Granite (042)
- Indian Grass (071)
- Night Sky (012)
- Pebble (072)
- Prairie (122)
- Sierra (094)
- Tahiti Desert (050)
- Tahiti Gray (053)
- Tahiti Ivory (059)
- Tahiti Matrix (058)
- Tahiti Sand (051)
- Tahiti Terra (055)
- Tahiti White (011)
- Winter Wheat (060)

## STANDARDS AND RATINGS

American National Standard Institute—ANSI Z124.6

International Association of Plumbing and Mechanical Officials (IAPMO)—Listed

cUPC listed—Certified to CSA Test Standard B45.5 by IAPMO

Uniform Plumbing Code (UPC)

National Sanitation Foundation—NSF/ANSI 51 Food Equipment Materials

For a complete list of tests and results see the Technical Data Sheet.

## SUPPORT DOCUMENTS

Installation instructions available at [swanstone.com](http://swanstone.com).

MAINTENANCE AND  
CLEANING INFORMATION

Clean your Swanstone sink by using abrasive cleaners or other similar products. Use of a nylon scouring pad or Mr. Clean® Magic Eraser® is also recommended. Food-based stains can be removed using a 50-50 mix of bleach and water solution and soaking for 15 minutes. For rust or other mineral stains, rust-removing products are acceptable. **Do not** use metal scouring pads.





# USRB-18 Round Bowl SWANSTONE UNDERMOUNT KITCHEN SINKS

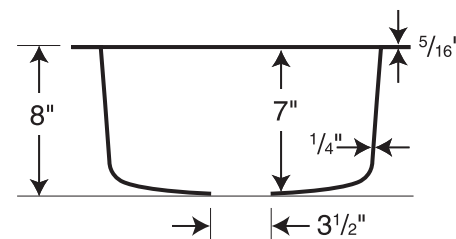
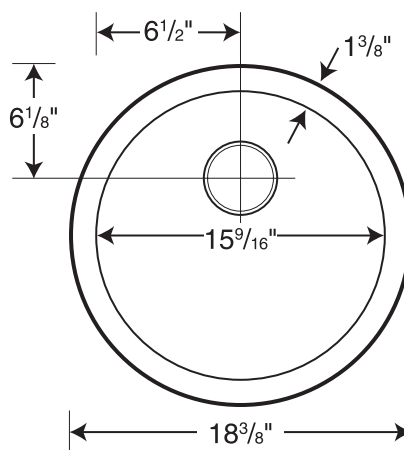
**Manufactured from Swanstone solid surface**  
(See page 2 for detailed information.)

*Recommended for high-use traffic areas and commercial surfaces.*

**WARRANTY**  
Limited Lifetime – Residential  
Limited 10-year – Commercial

## FEATURES

- Reinforced solid surface means color and texture run all the way through and cannot wear away.
- Mounts underneath your choice of countertop for high-design appeal.
- Heat, stain, and scratch resistant for lasting beauty.
- Matching or contrasting countertops available. Contact a Swan representative for more information.



Capacity: 5-1/2 gallons

## SPECIFICATIONS

### USRB-18 Round Bowl

Model	Part	Nominal Dimensions	Ship Wt. Lb.	Ship FedEx	Carton Dims. In.	Cu. Ft.
USRB-18	US00018RB	18-3/8" Diameter (467 mm)	18	FedEx	22 x 21 x 10	2.67

## COLORS

(See inside back cover for color sample.)

### Solid Colors:

- White (010)
- Bone (037)
- Bisque (018)
- Bright White (137)
- Pearl (138)

### Aggregate Colors:

- Acorn (123)
- Almond Galaxy (046)
- Arctic Granite (035)
- Baby's Breath (168)
- Barley (091)
- Bermuda Sand (040)
- Black Galaxy (015)
- Canyon (124)
- Caraway Seed (169)
- Cornflower (063)

- Glacier (121)
- Gray Granite (042)
- Indian Grass (071)
- Night Sky (012)
- Pebble (072)
- Prairie (122)
- Sierra (094)
- Tahiti Desert (050)
- Tahiti Gray (053)
- Tahiti Ivory (059)
- Tahiti Matrix (058)
- Tahiti Sand (051)
- Tahiti Terra (055)
- Tahiti White (011)
- Winter Wheat (060)

## STANDARDS AND RATINGS

American National Standard Institute—ANSI Z124.6

International Association of Plumbing and Mechanical Officials (IAPMO)—Listed

cUPC listed—Certified to CSA Test Standard B45.5 by IAPMO

Uniform Plumbing Code (UPC)

National Sanitation Foundation—NSF/ANSI 51 Food Equipment Materials

For a complete list of tests and results see the Technical Data Sheet.

## SUPPORT DOCUMENTS

Installation instructions available at [swanstone.com](http://swanstone.com).

## MAINTENANCE AND CLEANING INFORMATION

Clean your Swanstone sink by using abrasive cleaners or other similar products. Use of a nylon scouring pad or Mr. Clean® Magic Eraser® is also recommended. Food-based stains can be removed using a 50-50 mix of bleach and water solution and soaking for 15 minutes. For rust or other mineral stains, rust-removing products are acceptable. **Do not** use metal scouring pads.



US-1210  
Entertainer

## SWANSTONE UNDERMOUNT KITCHEN SINKS

### WARRANTY

Limited Lifetime – Residential  
Limited 10-year – Commercial

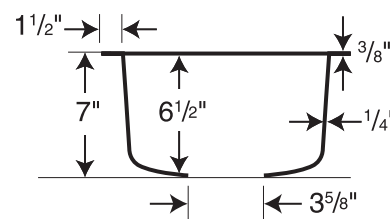
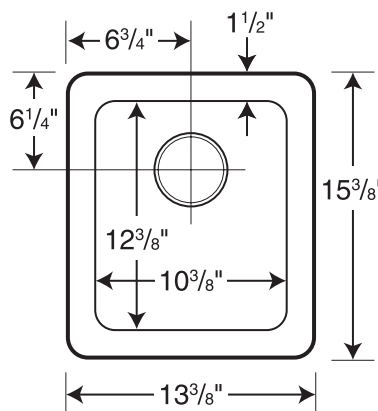
### Manufactured from Swanstone solid surface

(See page 2 for detailed information.)

Recommended for high-use traffic areas and commercial surfaces.

### FEATURES

- Reinforced solid surface means color and texture run all the way through and cannot wear away.
- Mounts underneath your choice of countertop for high-design appeal.
- Heat, stain, and scratch resistant for lasting beauty.
- Matching or contrasting countertops available. Contact a Swan representative for more information.



Capacity: 2-1/2 gallons

### SPECIFICATIONS

#### US-1210 Entertainment Sink

Model	Part	Nominal Dimensions	Ship Wt. Lb.	Ship FedEx	Carton Dims. In.	Cu. Ft.
US-1210	US01513SB	13-3/8" W x 15-3/8" D (340 mm x 391 mm)	11	FedEx	19 x 16 x 9	1.58

### COLORS

(See inside back cover for color sample.)

#### Solid Colors:

- White (010)
- Bone (037)
- Bisque (018)
- Bright White (137)
- Pearl (138)

#### Aggregate Colors:

- Acorn (123)
- Almond Galaxy (046)
- Arctic Granite (035)
- Baby's Breath (168)
- Barley (091)
- Bermuda Sand (040)
- Black Galaxy (015)
- Canyon (124)
- Caraway Seed (169)
- Cornflower (063)

- Glacier (121)
- Gray Granite (042)
- Indian Grass (071)
- Night Sky (012)
- Pebble (072)
- Prairie (122)
- Sierra (094)
- Tahiti Desert (050)
- Tahiti Gray (053)
- Tahiti Ivory (059)
- Tahiti Matrix (058)
- Tahiti Sand (051)
- Tahiti Terra (055)
- Tahiti White (011)
- Winter Wheat (060)

### STANDARDS AND RATINGS

American National Standard Institute—ANSI Z124.6

International Association of Plumbing and Mechanical Officials (IAPMO)—Listed cUPC listed—Certified to CSA Test Standard B45.5 by IAPMO

Uniform Plumbing Code (UPC)

National Sanitation Foundation—NSF/ANSI 51 Food Equipment Materials

For a complete list of tests and results see the Technical Data Sheet.

### SUPPORT DOCUMENTS

Installation instructions available at [swanstone.com](http://swanstone.com).





## Zero Radius Stainless Steel Single Bowl Sink

## STAINLESS STEEL KITCHEN SINKS

### Manufactured from Stainless Steel

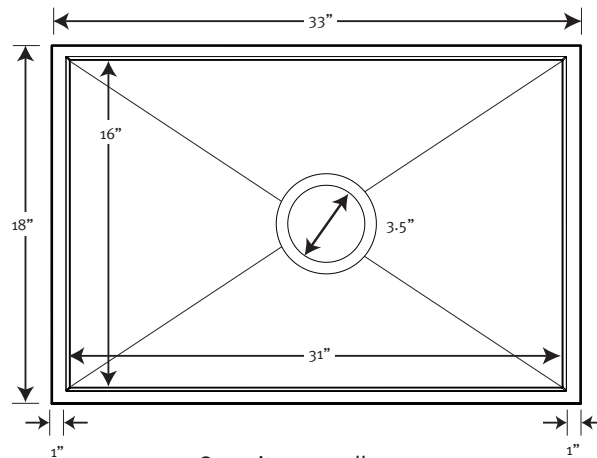
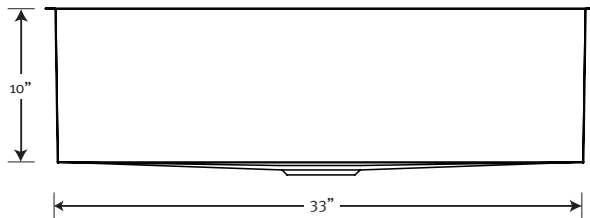
Recommended for residential and commercial applications.

#### WARRANTY

Limited Lifetime – Residential  
Limited 10-year – Commercial

### FEATURES

- Available in 16- and 18-gauge 304 series stainless steel
- Undermount sink installation
- Contemporary zero-radius design
- Standard 3.5-inch center drain location
- Virtually indestructible; kitchen use will not damage
- Undercoated with sound-deadening pads
- Vibrant brush satin finish
- Limited lifetime warranty



Capacity: 21 gallons

### SPECIFICATIONS

#### Zero Radius 16-Gauge Stainless Steel Single Bowl

Model	Part	Dimensions	Wt. Lb.	FedEx	Dims. In.	Cu. Ft.
USS16-1631SB	USS161631SB.086	33" W x 18" D (833 mm x 456 mm)	14	✓	37 x 22 x 14	6.6

#### Zero Radius 18-Gauge Stainless Steel Single Bowl

USS18-1631SB	USS181631SB.086	33" W x 18" D (833 mm x 456 mm)	14	✓	37 x 22 x 14	6.6
--------------	-----------------	------------------------------------	----	---	--------------	-----

### COLORS

- Stainless Steel (o86)

### MAINTENANCE AND CLEANING INFORMATION

Regular cleaning of your Swan Stainless Steel sink is important to maintain its appearance. Thoroughly rinse with water after each use and towel dry to prevent soap and/or mineral deposits from building up on the surface of the sink. Use only a mild liquid dish washing detergent and a soft sponge to clean the sink.

For weekly cleaning, we recommend using stainless steel cleaner and polisher that does not contain a coarse abrasive. Do not allow standing water in the sink; it causes a buildup of mineral deposit, which can affect the appearance of your sink. Any stubborn stains should be removed by scrubbing in the direction of the grain with a mild abrasive cleaner. Always rinse the sink after using any cleanser and wipe it dry. Mineral deposits can be removed using a mild solution of vinegar and water, followed by a thorough rinsing with water. Remove any scratches with a cleaning pad and cleaning agent, rubbing in the direction of the grain.

### SUPPORT DOCUMENTS

Installation instructions available at [swanstone.com](http://swanstone.com).



## Zero Radius Stainless Steel Double Bowl Sink

## STAINLESS STEEL KITCHEN SINKS

### Manufactured from Stainless Steel

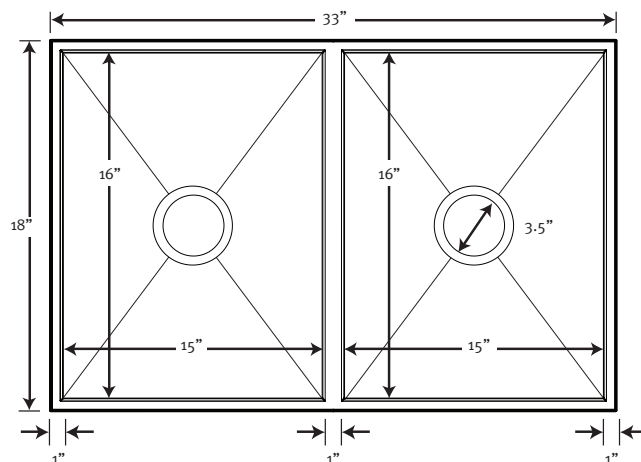
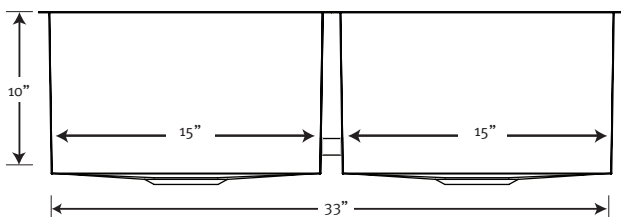
Recommended for residential and commercial applications.

#### WARRANTY

Limited Lifetime – Residential  
Limited 10-year – Commercial

### FEATURES

- Available in 16- and 18-gauge 304 series stainless steel
- Undermount sink installation
- Contemporary zero-radius design
- Standard 3.5-inch center drain location
- Virtually indestructible; kitchen use will not damage
- Undercoated with sound-deadening pads
- Vibrant brush satin finish
- Limited lifetime warranty



Capacity: 10 gallons per bowl

### SPECIFICATIONS

#### Zero Radius 16-Gauge Stainless Steel Double Bowl

Model	Part	Nominal Dimensions	Ship Wt. Lb.	Ship FedEx	Carton Dims. In.	Cu. Ft.
USS16-1631DB	USS161631DB.o86	33" W x 18" D (833 mm x 456 mm)	14	✓	37 x 22 x 14	6.6

#### Zero Radius 18-Gauge Stainless Steel Double Bowl

USS18-1631DB	USS181631DB.o86	33" W x 18" D (833 mm x 456 mm)	14	✓	37 x 22 x 14	6.6
--------------	-----------------	------------------------------------	----	---	--------------	-----

### COLORS

- Stainless Steel (o86)





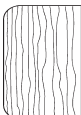



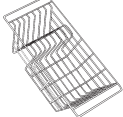
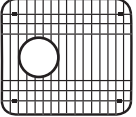

### MAINTENANCE AND CLEANING INFORMATION

Regular cleaning of your Swan Stainless Steel sink is important to maintain its appearance. Thoroughly rinse with water after each use and towel dry to prevent soap and/or mineral deposits from building up on the surface of the sink. Use only a mild liquid dish washing detergent and a soft sponge to clean the sink.

For weekly cleaning, we recommend using stainless steel cleaner and polisher that does not contain a coarse abrasive. Do not allow standing water in the sink; it causes a buildup of mineral deposit, which can affect the appearance of your sink. Any stubborn stains should be removed by scrubbing in the direction of the grain with a mild abrasive cleaner. Always rinse the sink after using any cleanser and wipe it dry. Mineral deposits can be removed using a mild solution of vinegar and water, followed by a thorough rinsing with water. Remove any scratches with a cleaning pad and cleaning agent, rubbing in the direction of the grain.

### SUPPORT DOCUMENTS

Installation instructions available at [swanstone.com](http://swanstone.com).

	Model	Color	Sink
<b>Cutting Boards</b>			
 BS-CB  CB-33  CB-22  CB-44  CB-LB  QZ-22	BS-CB	Teak	BS-1515
	CB-22	White, Bone, Wood	KSDB-3322, KSLS-3322 KSSB-2522
	CB-33	White, Bone, Wood	KSSB-3322
	CB-LB	Wood	KSLB-3322
	CB-44	Wood	KSTB-4422
	QZ-22	White, Black	QZSB-2522, QZDB-3322, QZED-3322, QZLS-3322, QZAD-3322
<b>Wire Baskets</b>			
 WB-22  WB-DB  WB-LB	WB-22	White, Bone	KSDB-3322, KSLS-3322 KSSB-2522, KSTB-4422
	WB-DB	White, Bone	KSSB-3322, KSDB-3322, KSLS-3322, KSSB-2522, KSTB-4422
	WB-LB	White	KSLB-3322
<b>Basin Racks</b>			
	BR-DB	White	KSDB-3322 (right bowl)
	BR-LBTB	White	KSTB-4422
	BR-LS	White	KSLS-3322 (left bowl)
<b>Drain Grids</b>			
 DG-44	DG-44	White	KSTB-4422

## **LAUNDRY TUBS AND UTILITIES**





Manufactured from Veritek®  
(See page 2 for detailed information.)

WARRANTY  
Limited 1-year – Residential  
Limited 1-year – Commercial

## FEATURES

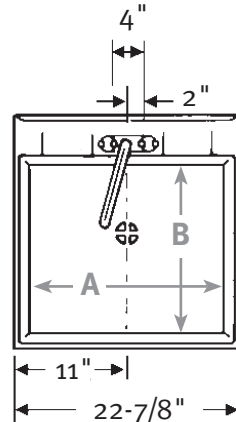
- Made of sturdy Veritek® with no surface coating to chip or crack.
- Will not mold or mildew.

### MF-1F Floor Model

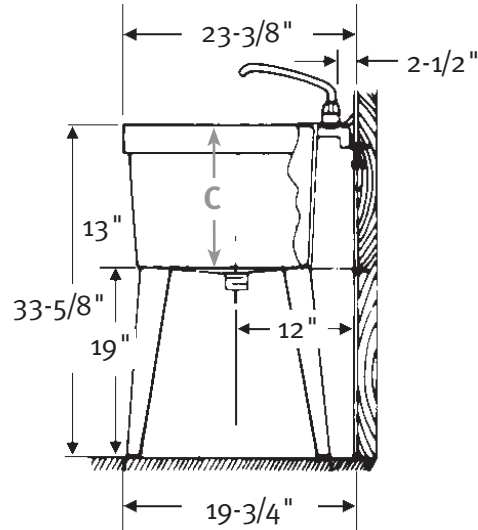
- 22-gallon capacity (83L)
- Four metal legs
- Pre-drilled 4" centers
- Installed drain
- Molded-in wash board

### MF-1W Wall Mounted Model

- 22-gallon capacity (83L)
- Wall bracket assembly
- Pre-drilled 4" centers
- Installed drain
- Molded-in wash board



**MF-1F Floor Model**  
23-3/8" D x 22-7/8" W  
(594 mm x 581 mm)  
A 22", B 19-1/8", C 12-3/4"



## SPECIFICATIONS

## COLORS

(See inside back cover for color sample.)

- White (010)

### MF-1F and MF-1W Veritek® Single Laundry Tubs

Model	Part	Dimensions	Ship Wt. Lb.	Ship FedEx	Carton Dims. In.	Cu. Ft.
MF-1F Floor Model	MF10000FM.001	23-3/8" D x 22-7/8" W (594 mm x 581 mm)	28	FedEx	24 x 24 x 24	8
MF-1PF Floor Model	MF10000PF.001	23-3/8" D x 22-7/8" W (594 mm x 581 mm)	28	FedEx	24 x 24 x 24	8
MF-1W Wall Model w/Hanger	MF10000WM.001	23-3/8" D x 22-7/8" W (594 mm x 581 mm)	28	FedEx	24 x 23 x 17	5.43
MF1-6PK (Tubs Only)	MF1000006.001	23-3/8" D x 22-7/8" W (594 mm x 581 mm)	113	—	40 x 24 x 23	12.77
LP-MF/SF-6PK	LP60000MS.000		25	FedEx	22 x 13 x 4	0.67
LPPF-MF/SF-6PK	LP60000PF.000		20	FedEx	22 x 13 x 4	0.67
WM-MF1/SF-6PK	WM60000MS.000		11	FedEx	27 x 13 x 9	1.83

**MF-1F** Includes: One single tub, factory-installed drain, four metal legs with hardware and installation instructions.

Packaging: Packed in individual carton.

**MF-1PF** Includes: One single tub, factory-installed drain, four composite legs with hardware and installation instructions.

Packaging: Packed in individual carton.

**MF-1W** Includes: One single tub, factory-installed drain, wall bracket assembly and installation instructions.

Packaging: Packed in individual carton.

**MF1-6PK** Includes: Six single tubs with factory-installed drains. Legs or wall-mount brackets must be ordered separately.

Packaging: Packed in individual carton.

**LP-MF/SF-6PK** Includes: 24 metal legs (six sets) with hardware and installation instructions.

Packaging: Packed in individual carton.

**LPPF-MF/SF-6PK** Includes: 24 composite legs (six sets) with hardware and installation instructions.

Packaging: Packed in individual carton.

**WM-MF1/SF-6PK** Includes: Six wall bracket assemblies with hardware and installation instructions.

Packaging: Packed in individual carton.

## MAINTENANCE AND CLEANING INFORMATION

Clean regularly with common household liquid cleaners and a sponge or soft cloth. For hard water stains, scale removers can be used. **Do not** use abrasive cleaners or metal scouring pads.

## SUPPORT DOCUMENTS

Installation instructions available at [swanstone.com](http://swanstone.com).





**Manufactured from Veritek®**  
(See page 2 for detailed information.)

**WARRANTY**  
Limited 1-year – Residential  
Limited 1-year – Commercial

## FEATURES

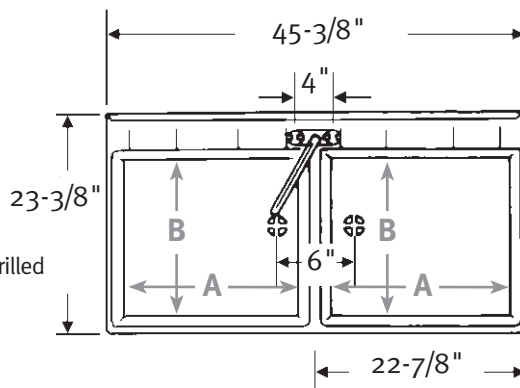
- Made of sturdy Veritek® with no surface coating to chip or crack.
- Will not mold or mildew.

### MF-2F Floor Model

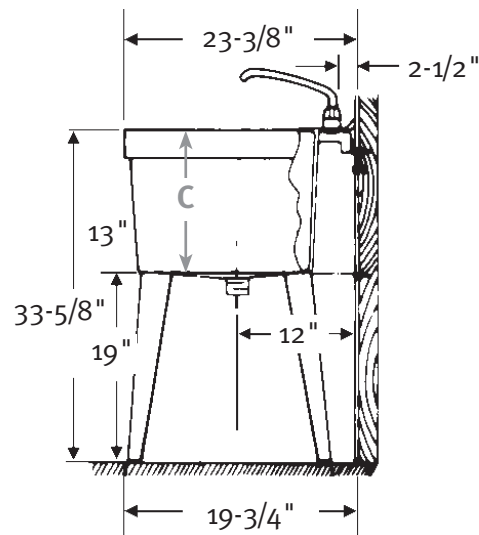
- 44-gallon capacity (166L)
- Four legs
- Pre-marked 4" centers but not drilled
- Drain included
- Molded-in wash board

### MF-2W Wall Mounted Model

- 44-gallon capacity (166L)
- Wall-bracket assembly
- 4" centers are marked but not drilled
- Drain included
- Molded-in wash board



**MF-2F Floor Model**  
23-3/8" D x 45-3/8" W  
(594 mm x 1153 mm)  
A 22", B 19-1/8", C 13-5/8"



## SPECIFICATIONS

### MF-2F & MF-2W Veritek® Double Laundry Tubs

Model	Part	Nominal Dimensions	Ship Wt. Lb.	Ship FedEx	Carton Dims. In.	Cu. Ft.
MF-2F Floor Model	MF20000FM	23-3/8" D x 45-3/8" W (594 mm x 1153 mm)	49	FedEx	47 x 24 x 18	11.75
MF-2W Wall Model	MF20000WM	23-3/8" D x 45-3/8" W (594 mm x 1153 mm)	49	FedEx	47 x 24 x 18	11.75

**MF-2F** Includes: One double tub, factory-installed drain, four legs with hardware, twin waste and installation instructions.

Packaging: Packed in individual cartons only. Not available in six pack.

**MF-2W** Includes: One double tub, factory installed drain, wall bracket assembly, twin waste and installation instructions.

Packaging: Packed in individual cartons only. Not available in six pack.

## COLORS

(See inside back cover for color sample.)

- White (010)

## SUPPORT DOCUMENTS

Installation instructions available at [swanstone.com](http://swanstone.com).

**MADE IN USA**

## MAINTENANCE AND CLEANING INFORMATION

Clean regularly with common household liquid cleaners and a sponge or soft cloth. For hard water stains, scale removers can be used. **Do not** use abrasive cleaners or metal scouring pads.



## MF-4F and MF-4W Single Laundry Tubs LAUNDRY TUBS AND UTILITIES

**Manufactured from Veritek®**  
(See page 2 for detailed information.)

**WARRANTY**  
Limited 1-year – Residential  
Limited 1-year – Commercial

### FEATURES

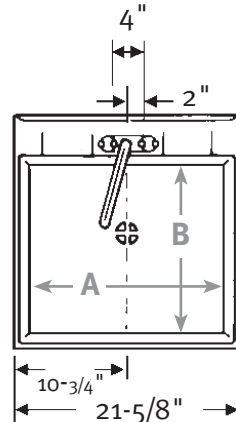
- Made of sturdy Veritek® with no surface coating to chip or crack.
- Will not mold or mildew.

#### MF-4F Floor Model

- 18-gallon capacity (68L)
- Four composite legs
- Pre-drilled 4" centers
- Installed drain

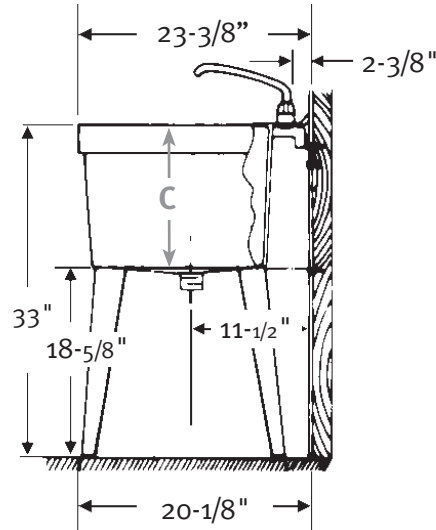
#### MF-4W Wall Mounted Model

- 18-gallon capacity (68L)
- Wall-bracket assembly
- Pre-drilled 4" centers
- Installed drain



#### Floor Model

23-3/8" D x 21-5/8" W  
(594 mm x 549 mm)  
A 20-3/4", B 19-1/4", C 13-1/4"



### SPECIFICATIONS

#### MF-4F and MF-4W Veritek® Laundry Tubs

Model	Part	Nominal Dimensions	Ship Wt. Lb.	Ship FedEx	Carton Dims. In.	Cu. Ft.
MF-4F Floor Model	MF40000FM.001	23-3/8" D x 21-5/8" W (594 mm x 549 mm)	28	FedEx	24 x 23 x 17	5.43
MF-4W Wall Model w/Hanger	MF40000WM.001	23-3/8" D x 21-5/8" W (594 mm x 549 mm)	28	FedEx	24 x 23 x 17	5.43
MF4-6PK (Tubs Only)	MF4000006.001	23-3/8" D x 21-5/8" W (594 mm x 549 mm)	113	—	40 x 24 x 23	12.78
LP-MF/SF-6PK	LP60000MS.000		25	FedEx	22 x 13 x 4	0.67
LPPF-MF/SF-6PK	LP60000PF.000		20	FedEx	22 x 13 x 4	0.67
WM-MF4-6PK	WM60000MF4.000		11	FedEx	27 x 13 x 9	1.83

### COLORS

(See inside back cover for color sample.)

- White (010)

**MF-4F** Includes: One single tub, factory-installed drain, four composite legs with hardware and installation instructions.

Packaging: Packed in individual carton.

**MF-4W** Includes: One single tub, factory-installed drain, wall bracket assembly and installation instructions.

Packaging: Packed in individual carton.

**MF4-6PK** Includes: Six single tubs with factory-installed drains. Legs or wall-mount brackets must be ordered separately.

Packaging: Packed in individual carton.

**LP-MF/SF-6PK** Includes: 24 metal legs (six sets) with hardware and installation instructions.

Packaging: Packed in individual carton.

**LPPF-MF/SF-6PK** Includes: 24 composite legs (six sets) with hardware and installation instructions.

Packaging: Packed in individual carton.

**WM-MF4-6PK** Includes: Six wall bracket assemblies with hardware and installation instructions.

Packaging: Packed in individual carton.

### MAINTENANCE AND CLEANING INFORMATION

Clean regularly with common household liquid cleaners and a sponge or soft cloth. For hard water stains, scale removers can be used. **Do not** use abrasive cleaners or metal scouring pads.

### SUPPORT DOCUMENTS

Installation instructions available at [swanstone.com](http://swanstone.com).



**Manufactured from Veritek®**  
(See page 2 for detailed information.)

**WARRANTY**  
Limited 1-year – Residential  
Limited 1-year – Commercial

## FEATURES

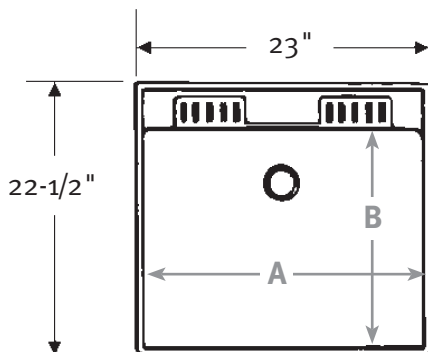
- Made of sturdy Veritek® with no surface coating to chip or crack.
- Will not mold or mildew.
- Pre-marked 4" centers marked but not drilled.
- Drain included.

### ST-1F Floor Model

- 22-gallon capacity (83L)
- Four legs

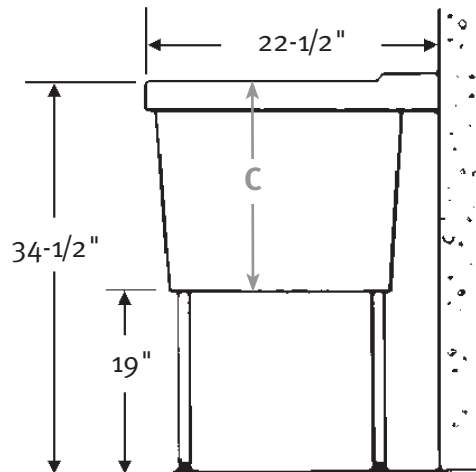
### ST-1W Wall Mounted Model

- 22-gallon capacity (83L)
- Wall-bracket assembly



**ST-1F Floor Model**

22-1/2" D x 23" W  
(572 mm x 584 mm)  
A 21-5/8", B 17-1/2", C 15-1/2"



## SPECIFICATIONS

### ST-1F and ST-1W Veritek® Single Laundry Tubs

Model	Part	Nominal Dimensions	Ship Wt. Lb.	Ship FedEx	Carton Dims. In.	Cu. Ft.
ST-1F Floor Model	ST10000FM	22-1/2" D x 23" W (572 mm x 584 mm)	24	FedEx	24 x 23 x 17	5.43
ST-1W Wall Model w/Hanger	ST10000WM	22-1/2" D x 23" W (572 mm x 584 mm)	25	FedEx	24 x 23 x 17	5.43
ST1F-6PK Floor Model	ST1000006F.000	22-1/2" D x 23" W (572 mm x 584 mm)	115	—	40 x 24 x 23	12.77
ST1W-6PK Wall Model	ST100000610.000	22-1/2" D x 23" W (572 mm x 584 mm)	110	—	40 x 24 x 23	12.77

**ST-1F** Includes: One single tub, four metal legs with hardware, drain and installation instructions.

Packaging: Packed in individual carton.

**ST-1W** Includes: One single tub, wall-bracket assembly, drain and installation instructions.

Packaging: Packed in individual cartons.

**ST1F-6PK** Includes: Six-pack single tubs with drains, 24 metal legs (six sets) with hardware and installation instructions.

Packaging: Tubs and legs are packed in six packs in one rectangular carton.

**ST1W-6PK** Includes: Six pack single tubs with drains, six wall bracket assemblies with hardware and installation instructions.

Packaging: Tubs and legs are packed in six packs in one rectangular carton.

## COLORS

(See inside back cover for color sample.)

- White (010)

## SUPPORT DOCUMENTS

Installation instructions available at [swanstone.com](http://swanstone.com).



## MAINTENANCE AND CLEANING INFORMATION

Clean regularly with common household liquid cleaners and a sponge or soft cloth. For hard water stains, scale removers can be used. **Do not** use abrasive cleaners or metal scouring pads.



## DIT Single Drop-In Laundry Tub

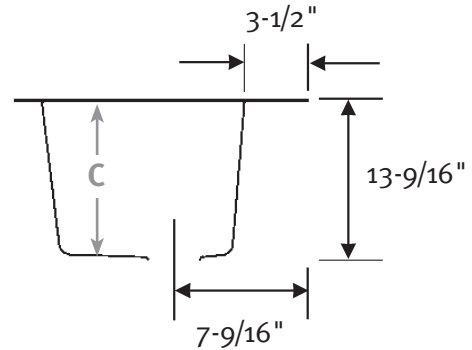
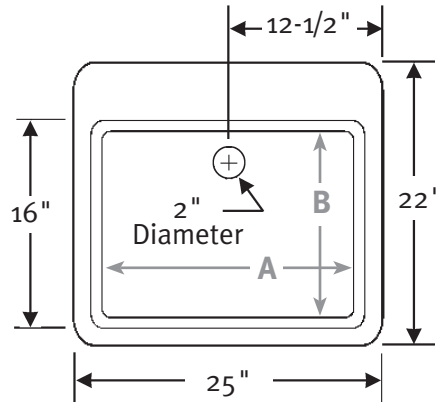
## LAUNDRY TUBS AND UTILITIES

**Manufactured from Veritek®**  
(See page 2 for detailed information.)

**WARRANTY**  
Limited 1-year – Residential  
Limited 1-year – Commercial

### FEATURES

- Made of sturdy Veritek® with no surface coating to chip or crack.
- Will not mold or mildew.
- Available in solid and aggregate colors.
- Flat deck—allows for a variety of faucet applications (4" and 8" centers marked but not drilled).
- 17-1/2 gallon capacity.
- Easily installs into countertop for an upgraded laundry room look.
- Drain included.



**DIT**  
25" W x 22" D  
(635 mm x 559 mm)  
A 21-1/2", B 16", C 12-3/4"

### SPECIFICATIONS

#### DIT Single, Self-Rimming Drop-In Laundry Tub

Model	Part	Nominal Dimensions	Ship Wt. Lb.	Ship FedEx	Carton Dims. In.	Cu. Ft.
DIT	Dl00000	25" W x 22" D (635 mm x 559 mm)	18	FedEx	26 x 23 x 16	5.43

Fits opening of 23-5/8" W x 20-5/8" D (600 mm x 524 mm)

DIT-6pk	Dl0000006	25" W x 22" D	89	—	39 x 26 x 23	13.5
---------	-----------	---------------	----	---	--------------	------

**DIT** Includes: One single tub and drain with hardware for countertop attachment and installation instructions.

Packaging: Packed in individual cartons.

**DIT-6pk** Includes: Six single tubs and drains with hardware for countertop attachment and installation instructions.

Packaging: Packed in six packs.

### COLORS

(See inside back cover for color sample.)

#### Solid Colors:

- White (010)
- Bisque (018)
- Bone (037)

#### Aggregate Colors:

- Gray Granite (042)
- Tahiti Desert (050)

### SUPPORT DOCUMENTS

Installation instructions available at [swanstone.com](http://swanstone.com).



### MAINTENANCE AND CLEANING INFORMATION

Clean regularly with common household liquid cleaners and a sponge or soft cloth. For hard water stains, scale removers can be used. **Do not** use abrasive cleaners or metal scouring pads.



## DIT-S Single Drop-In Laundry Tub

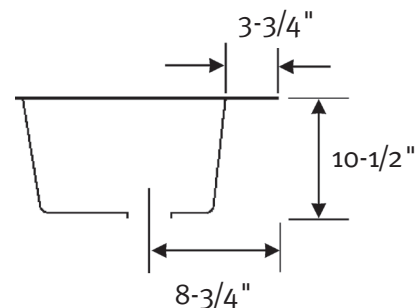
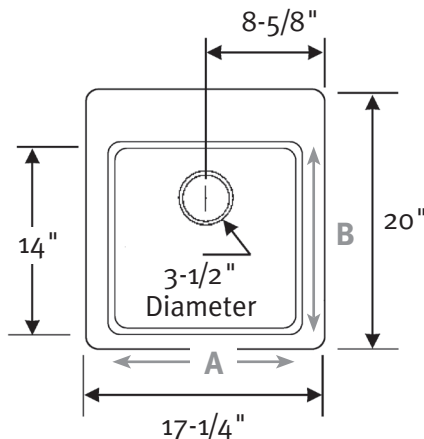
## LAUNDRY TUBS AND UTILITIES

**Manufactured from Veritek®**  
(See page 2 for detailed information.)

**WARRANTY**  
Limited 1-year – Residential  
Limited 1-year – Commercial

### FEATURES

- Made of sturdy Veritek® with no surface coating to chip or crack.
- Will not mold or mildew.
- Available in solid and aggregate colors.
- Flat deck—allows for a variety of faucet applications (4" and 8" centers marked but not drilled).
- 7-gallon capacity.
- An upgraded countertop laundry tub in a compact size.
- Drain not included.



**DIT-S**  
17-1/4" W x 20" D  
(438 mm x 508 mm)  
A 14", B 14"

### SPECIFICATIONS

#### DIT-S Single, Self-Rimming Drop-In Laundry Tub

Model	Part	Nominal Dimensions	Ship Wt. Lb.	Ship FedEx	Carton Dims. In.	Cu. Ft.
DIT-S	DS20000	17-1/4" W x 20" D (438 mm x 508 mm)	12	FedEx	23 x 22 x 14	4.10

Fits opening of 15-5/8" W x 18-5/8" D (403 mm x 473 mm)

DIT-S-6pk	DI2000006	17-1/4" W x 20" D	66	FedEx	28 x 23 x 20	7.46
-----------	-----------	-------------------	----	-------	--------------	------

**DIT-S** Includes: One single tub with hardware for countertop attachment and installation instructions.

Packaging: Packed in individual cartons.

**DIT-S-6pk** Includes: Six single tubs and with hardware for countertop attachment and installation instructions.

Packaging: Packed in six packs.

### COLORS

(See inside back cover for color sample.)

Solid Colors:

- White (010)
- Bisque (018)
- Bone (037)

Aggregate Colors:

- Gray Granite (042)
- Tahiti Desert (050)

### SUPPORT DOCUMENTS

Installation instructions available at [swanstone.com](http://swanstone.com).

**MADE IN USA**

### MAINTENANCE AND CLEANING INFORMATION

Clean regularly with common household liquid cleaners and a sponge or soft cloth. For hard water stains, scale removers can be used. **Do not** use abrasive cleaners or metal scouring pads.





## SF-1F and SF-1W Single Laundry Tubs

## LAUNDRY TUBS AND UTILITIES

Manufactured from Structural Foam

WARRANTY  
Limited 1-year – Residential  
Limited 1-year – Commercial

### FEATURES

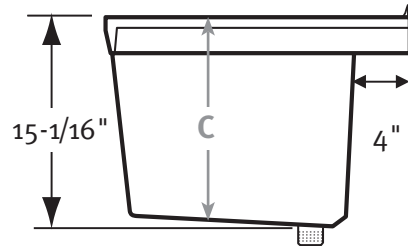
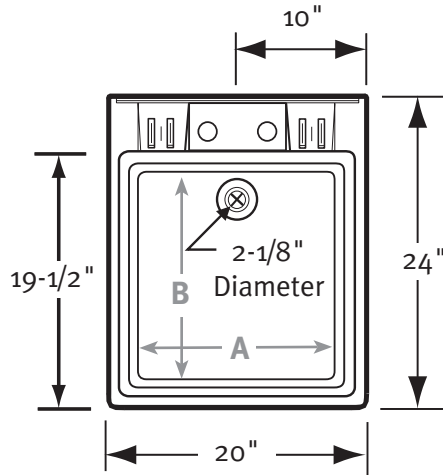
- Molded-in drain and stopper.
- Made of structural foam, lightweight but strong.
- Includes 4" pre-molded faucet holes.

#### SF-1F Floor Model

- 22-gallon capacity (83L)
- Four metal legs

#### SF-1W Wall Mounted Model

- 22-gallon capacity (83L)
- Wall-bracket assembly



#### SF-1W Wall Mounted Model

24" D x 20" W (610 mm x 508 mm)  
A 19-1/8", B 19-1/2", C 12"

### SPECIFICATIONS

### COLORS

(See inside back cover for color sample.)

- White (010)

#### SF-1F and SF-1W Structural Foam Single Laundry Tubs

Model	Part	Nominal Dimensions	Ship Wt. Lb.	Ship FedEx	Carton Dims. In.	Cu. Ft.
SF-1F Floor Model	SF10000FM.000	24" D x 20" W (610 mm x 508 mm)	20	FedEx	25 x 22 x 17	5.43
SF-1W Wall Model w/Hanger	SF10000WM.000	24" D x 20" W (610 mm x 508 mm)	21	FedEx	25 x 22 x 17	5.43
SF1-6PK (Tubs Only)	SF1000006.000	24" D x 20" W (610 mm x 508 mm)	82	—	43 x 26 x 22	14.24
LP-MF/SF-6PK	LP60000MS.000		25	FedEx	22 x 13 x 4	0.67
LPPF-MF/SF-6PK	LP60000PF.000		20	FedEx	22 x 13 x 4	0.67
WM-MF1/SF-6PK	WM60000MS.000		11	FedEx	27 x 13 x 9	1.83

**SF-1F** Includes: One single tub, four legs with hardware and installation instructions.

Packaging: Packed in individual carton.

**SF-1W** Includes: One single tub, wall-bracket assembly with hardware and installation instructions.

Packaging: Packed in individual carton.

**SF1-6PK** Includes: Six-pack single tubs only. Legs or wall-mount brackets must be ordered separately.

Packaging: Packed in individual carton.

**LP-MF/SF-6PK** Includes: 24 metal legs (six sets) with hardware and installation instructions.

Packaging: Packed in individual carton.

**LPPF-MF/SF-6PK** Includes: 24 composite legs (six sets) with hardware and installation instructions.

Packaging: Packed in individual carton.

**WM-MF1/SF-6PK** Includes: Six wall bracket assemblies with hardware and installation instructions.

Packaging: Packed in individual carton.

### MAINTENANCE AND CLEANING INFORMATION

Clean regularly with common household liquid cleaners and a sponge or soft cloth. For hard water stains, scale removers can be used. **Do not** use abrasive cleaners or metal scouring pads.

### SUPPORT DOCUMENTS

Installation instructions available at [swanstone.com](http://swanstone.com).





## PT-1 Polypropylene Laundry Tub

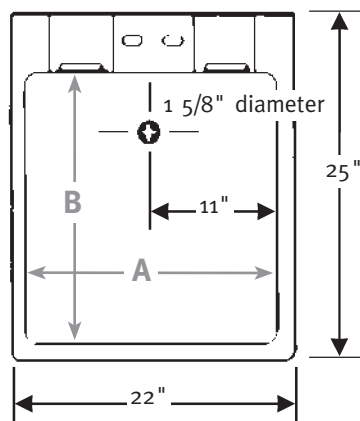
## LAUNDRY TUBS AND UTILITIES

Manufactured from Polypropylene

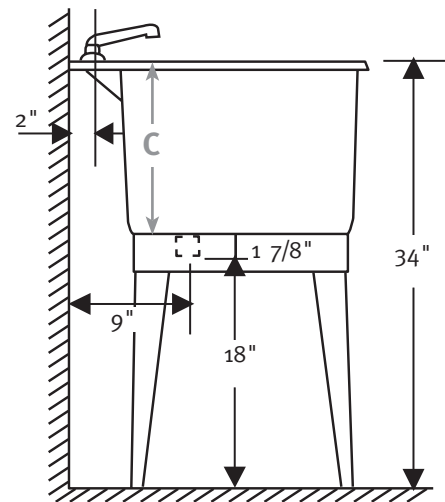
**WARRANTY**  
Limited 1-year – Residential  
Limited 1-year – Commercial

### FEATURES

- 22-gallon capacity (83L).
- Molded-in drain and stopper.
- Made of sturdy polypropylene.
- Affordable utility.
- Includes four metal legs.
- Includes 4" pre-molded faucet holes.



**PT-1**  
25" D x 22" W  
(635 mm x 559 mm)  
A 20", B 20", C 13-1/2"



### SPECIFICATIONS

#### PT-1 Polypropylene Single Laundry Tub

Model	Part	Nominal Dimensions	Wt. Lb.	Colors		
				Ship FedEx	Ship Dims. In.	Carton Cu. Ft.
PT-1 Floor Model	PT10000	25" D x 22" W (635 mm x 559 mm)	15	FedEx	26 x 23 x 18	6.23
PT-1-6PK Floor Model	PT1000006	25" D x 22" W (635 mm x 559 mm)	70	FedEx	36 x 24 x 26	12.64

**PT-1** Includes: One single tub, four metal legs with hardware and installation instructions.

Packaging: Packed in individual cartons.

**PT-1-6PK** Includes: Six-pack single tubs, 24 metal legs with hardware and installation instructions.

Packaging: Packed in two cartons: one for tubs and one for legs.

### COLORS

(See inside back cover for color sample.)

- White (010)

### SUPPORT DOCUMENTS

Installation instructions available at [swanstone.com](http://swanstone.com).

**MADE IN USA**

### MAINTENANCE AND CLEANING INFORMATION

Clean regularly with common household liquid cleaners and a sponge or soft cloth. For hard water stains, scale removers can be used. **Do not** use abrasive cleaners or metal scouring pads.



## MS-2424 Mop Service Sink

## MOP SERVICE SINKS

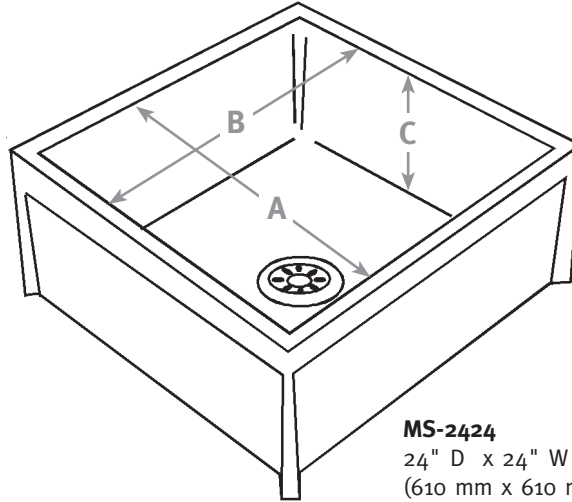
Manufactured from Swan's stone composite

### WARRANTY

Limited 1-year – Residential  
Limited 1-year – Commercial

### FEATURES

- Manufactured from Swan's compression molded stone composite.
- Includes a 3-inch IPS cast brass drain and a 3-inch drain seal gasket (**MS-2411**).
- Dome strainer and lint basket.
- The most impact and stain-resistant mop sink available.



### MS-2424

24" D x 24" W

(610 mm x 610 mm)

A 21-15/16", B 21-15/16", C 9-1/8"

### SPECIFICATIONS

#### MS-2424 Mop Service Sink

Model	Part	Nominal Dimensions	Ship Wt. Lb.	Ship FedEx	Carton Dims. In.	Cu. Ft.
MS-2424	MS02424WA	24" D x 24" W (610 mm x 610 mm)	49	FedEx	25 x 25 x 13	4.71

Includes: One sink plus one code-approved 3-inch IPS cast brass drain and a 3-inch rubber drain adapter (**MS-2411**).

Packaging: Packed in individual cartons.

### COLORS

(See inside back cover for color sample.)

Solid Colors:

- White (010)

Aggregate Colors:

- Bermuda Sand (040)

### ACCESSORIES

See page 168 for complete listing of all mop service sink accessories.

### MAINTENANCE AND CLEANING INFORMATION

Clean regularly with common household liquid cleaners and a sponge or soft cloth. For hard water stains, scale removers can be used. **Do not** use abrasive cleaners or metal scouring pads.

### SUPPORT DOCUMENTS

Installation instructions available at [swanstone.com](http://swanstone.com).





## MS-2436 Mop Service Sink

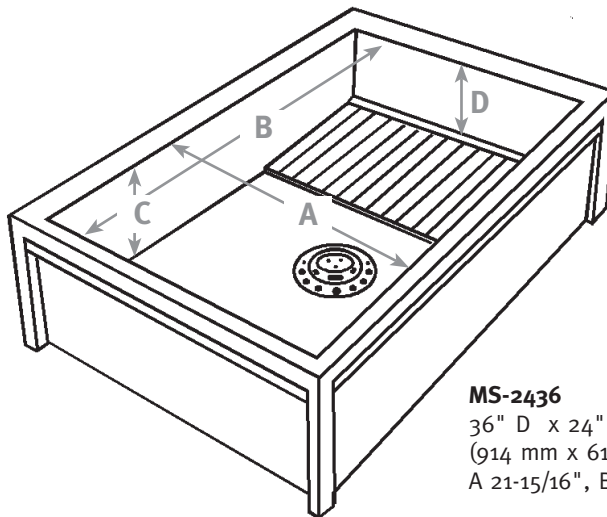
## MOP SERVICE SINKS

Manufactured from Swan's stone composite

WARRANTY  
Limited 1-year – Residential  
Limited 1-year – Commercial

### FEATURES

- Manufactured from Swan's compression molded stone composite.
- Includes a 3" IPS cast brass drain and a 3" drain seal gasket (**MS-2411**).
- Dome strainer and lint basket.
- The most impact and stain-resistant mop sink available.



#### MS-2436

36" D x 24" W

(914 mm x 610 mm)

A 21-15/16", B 33-15/16", C 9-1/8", D 8-1/2"

### SPECIFICATIONS

#### MS-2436 Mop Service Sink

Model	Part	Nominal Dimensions	Ship Wt. Lb.	Ship FedEx	Carton Dims. In.	Cu. Ft.
MS-2436	MS02436WA.033	36" D x 24" W (914 mm x 610 mm)	63	FedEx	37 x 25 x 13	6.96

Includes: One sink plus one code-approved 3-inch IPS cast brass drain and a 3-inch rubber drain adapter (**MS-2411**).

Packaging: Packed in individual cartons.

### COLORS

(See inside back cover for color sample.)

Solid Colors:

- White (010)

Aggregate Colors:

- Bermuda Sand (040)

### ACCESSORIES

See page 168 for complete listing of all mop service sink accessories.

### MAINTENANCE AND CLEANING INFORMATION

Clean regularly with common household liquid cleaners and a sponge or soft cloth. For hard water stains, scale removers can be used. **Do not** use abrasive cleaners or metal scouring pads.

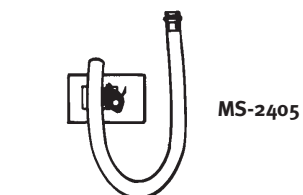
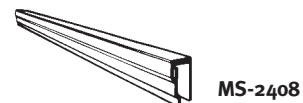
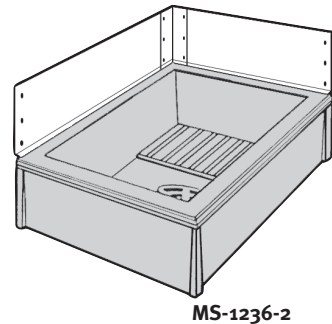
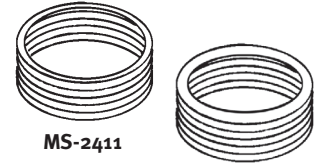
### SUPPORT DOCUMENTS

Installation instructions available at [swanstone.com](http://swanstone.com).

**MADE IN USA**

**MOP SERVICE SINK ACCESSORIES**

Model	Part	Dimensions	Ship Wt. Lb.	Ship FedEx	Carton Dims. In.	Cu. Ft.
<b>Rubber Drain Adapter 3" to 2"</b>						
MS-2410	MS00302DA.000	3" to 2"	1	FedEx	3 x 2 x 2	.01
<b>Rubber Drain Adapter 3" to 3"</b>						
MS-2411	MS00303DA.000	3" to 3"	1	FedEx	3 x 3 x 2	.01
<b>Drain Assembly (not shown)</b>						
MS-2403	MS02403DA		3	FedEx	7 x 7 x 3	.09
<b>Mop Sink Faucet (with vacuum breaker)</b>						
MS-2412	MS24000SF.000	spout length 6"	7	FedEx	11 x 11 x 6	.42
<b>Flat Drain Cover (not shown)</b>						
MS-2480	MS24000DC.000		1	FedEx	5 x 1 x 1	.00
<b>Mop Hanger</b>						
MS-2437	MS24000MH.000		3	FedEx	25 x 4 x 3	.17
<b>One Panel And One Corner Bracket For MS-2424 (not shown)</b>						
MS-1224-1	WG12240.000		2	FedEx	24 x 12 x 5	.83
<b>One Panel And One Corner Bracket For MS-2436 (not shown)</b>						
MS-1236-1	WG12360.000		2	FedEx	36 x 24 x 5	2.50
<b>Two Panels And One Corner Bracket For MS-2424 (not shown)</b>						
MS-1224-2	WG22240.000		2	FedEx	24 x 5 x 2	.14
<b>Two Panels And One Corner Bracket For MS-2436</b>						
MS-1236-2	WG22360.000		2	FedEx	36 x 5 x 2	.21
<b>Vinyl Rim Guard, For Both Sizes</b>						
MS-2408	MS24000RG.000		2	FedEx	39 x 3 x 2	.14
<b>Hose &amp; Hose Holder</b>						
MS-2405	MS24000HH.000		2	FedEx	11 x 11 x 4	.28



## TABLE TOPS





## Swanstone Round Table Tops

## SWANSTONE TABLE TOPS

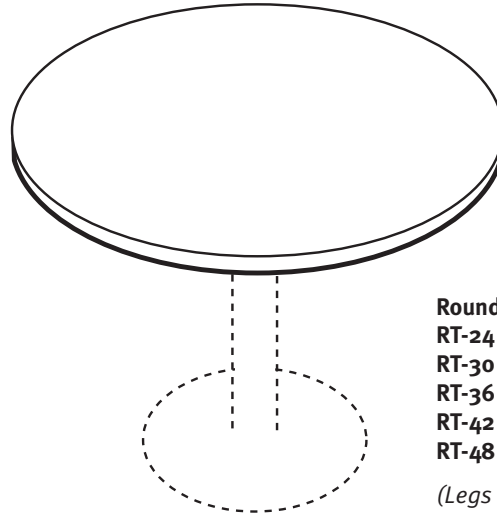
**Manufactured from Swanstone solid surface**  
(See page 2 for detailed information.)

**WARRANTY**  
Limited Lifetime – Residential  
Limited 10-year – Commercial

### FEATURES

*Recommended for high-use traffic areas and commercial surfaces.*

- Solid surface – color goes all the way through the material.
- No cracks or rubber edges that can collect food deposits.
- Affordable luxury that laminate tops cannot offer.
- Impact resistance – five times greater than any other solid surface.
- Severe burns disappear when scrubbed with abrasive cleanser.
- Remove minor gouges and scratches with only a nylon scouring pad or fine sandpaper.
- Clean with standard cleanser to keep it looking new.
- Tough food stains can be removed with a sponge and gritty cleanser.
- Non-porous; will not promote bacteria growth.



#### Round Table Tops:

- RT-24** – 24" Diameter (610 mm)
- RT-30** – 30" Diameter (762 mm)
- RT-36** – 36" Diameter (914 mm)
- RT-42** – 42" Diameter (1067 mm)
- RT-48** – 48" Diameter (1220 mm)

*(Legs sold separately)*

### SPECIFICATIONS

#### Swanstone Round Table Tops *(Legs sold separately)*

Model	Part	Nominal Dimensions	Ship Wt. Lb.	Ship FedEx	Carton Dims. In.	Cu. Ft.
RT-24	TT00024	24" Diameter (610 mm)	18	FedEx	25 x 25 x 2	.72
RT-30	TT00030	30" Diameter (762 mm)	29	FedEx	31 x 31 x 2	1.11
RT-36	TT00036	36" Diameter (914 mm)	41	FedEx	37 x 37 x 2	1.58
RT-42	TT00042	42" Diameter (1067 mm)	56	–	48 x 48 x 10	13.33
RT-48	TT00048	48" Diameter (1067 mm)	64	–	49 x 49 x 2	5.56

### COLORS

*(See inside back cover for color sample.)*

#### Solid Colors:

- White (010)
- Bone (037)
- Bisque (018)
- Bright White (137)
- Pearl (138)

#### Aggregate Colors:

- Acorn (123)
- Almond Galaxy (046)
- Arctic Granite (035)
- Baby's Breath (168)
- Barley (091)
- Bermuda Sand (040)
- Canyon (124)
- Caraway Seed (169)
- Cloud Bone (126)
- Cloud White (125)
- Cornflower (063)
- Glacier (121)

- Golden Steppe (128)
- Gray Granite (042)
- Ice (130)
- Indian Grass (071)
- Mountain Haze (129)
- Night Sky (012)
- Pebble (072)
- Prairie (122)
- Sierra (094)
- Tahiti Desert (050)
- Tahiti Gray (053)
- Tahiti Ivory (059)
- Tahiti Matrix (058)
- Tahiti Sand (051)
- Tahiti Terra (055)
- Tahiti White (011)
- Tundra (131)
- Winter Wheat (060)

### ACCESSORIES

- Legs for table tops sold separately. See page 174 for details.

### STANDARDS AND RATINGS

American National Standard Institute—ANSI Z124.6

International Association of Plumbing and Mechanical Officials (IAPMO)—Listed

cUPC listed—Certified to CSA Test Standard B45.5 by IAPMO

Uniform Plumbing Code (UPC)

National Sanitation Foundation—NSF/ANSI 51 Food Equipment Materials

For a complete list of tests and results see the Technical Data Sheet.

### SUPPORT DOCUMENTS

Installation instructions available at [swanstone.com](http://swanstone.com).



### MAINTENANCE AND CLEANING INFORMATION

Clean your Swanstone tabletop with powered abrasive cleaners. Use of a nylon-scouring pad is recommended to remove stubborn stains. Occasional use of a mild bleach and water ensures the original luster will be maintained. **Do not** use metal scouring pads.



## Swanstone Rectangular Table Tops

## SWANSTONE TABLE TOPS

**Manufactured from Swanstone solid surface**  
(See page 2 for detailed information.)

**WARRANTY**  
Limited Lifetime – Residential  
Limited 10-year – Commercial

### FEATURES

- Solid surface – color goes all the way through the material.
- No cracks or rubber edges that can collect food deposits.
- Affordable luxury that laminate tops cannot offer.
- Impact resistance – five times greater than any other solid surface.
- Severe burns disappear when scrubbed with abrasive cleanser.
- Remove minor gouges and scratches with only a nylon scouring pad or fine sandpaper.
- Clean with standard cleanser to keep it looking new.
- Tough food stains can be removed with a sponge and gritty cleanser.
- Non-porous; will not promote bacteria growth.

*Recommended for high-use traffic areas and commercial surfaces.*

#### Rectangular Table Tops:

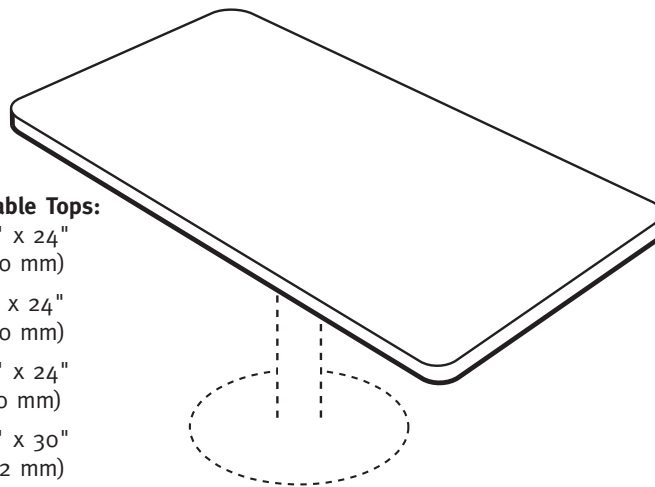
**TT-2024** – 20" x 24"  
(508 mm x 610 mm)

**TT-2124** – 21" x 24"  
(533 mm x 610 mm)

**TT-2424** – 24" x 24"  
(610 mm x 610 mm)

**TT-2430** – 24" x 30"  
(610 mm x 762 mm)

**TT-2442** – 24" x 42"  
(610 mm x 1067 mm)



*(Legs sold separately)*

### SPECIFICATIONS

#### Swanstone Rectangular Table Tops *(Legs sold separately)*

Model	Part	Nominal Dimensions	Ship Wt. Lb.	Ship FedEx	Carton Dims. In.	Cu. Ft.
TT2024	TT02024	20" x 24" (508 mm x 610 mm)	17	–	21 x 25 x 2	.61
TT2124	TT02124	21" x 24" (533 mm x 610 mm)	20	–	22 x 25 x 2	.64
TT2424	TT02424	24" x 24" (610 mm x 610 mm)	23	FedEx	25 x 25 x 2	.72
TT2430	TT02430	24" x 30" (610 mm x 762 mm)	28	FedEx	31 x 25 x 2	.90
TT2442	TT02442	24" x 42" (610 mm x 1067 mm)	42	FedEx	44 x 26 x 2	1.32

### COLORS

*(See inside back cover for color sample.)*

#### Solid Colors:

- White (010)
- Bone (037)
- Bisque (018)
- Bright White (137)
- Pearl (138)

#### Aggregate Colors:

- Acorn (123) 🍂
- Almond Galaxy (046)
- Arctic Granite (035)
- Baby's Breath (168)
- Barley (091)
- Bermuda Sand (040)
- Canyon (124) 🍂
- Caraway Seed (169)
- Cloud Bone (126)
- Cloud White (125)
- Cornflower (063)
- Glacier (121) 🍂
- Golden Steppe (128)
- Gray Granite (042)
- Ice (130)
- Indian Grass (071)
- Mountain Haze (129)
- Night Sky (012)
- Pebble (072)
- Prairie (122) 🍂
- Sierra (094)
- Tahiti Desert (050)
- Tahiti Gray (053)
- Tahiti Ivory (059)
- Tahiti Matrix (058)
- Tahiti Sand (051)
- Tahiti Terra (055)
- Tahiti White (011)
- Tundra (131)
- Winter Wheat (060)

### ACCESSORIES

- Legs for table tops sold separately. See page 174 for details.

### STANDARDS AND RATINGS

American National Standard Institute—ANSI Z124.6

International Association of Plumbing and Mechanical Officials (IAPMO)—Listed

cUPC listed—Certified to CSA Test Standard B45.5 by IAPMO

Uniform Plumbing Code (UPC)

National Sanitation Foundation—NSF/ANSI 51 Food Equipment Materials

For a complete list of tests and results see the Technical Data Sheet.

### SUPPORT DOCUMENTS

Installation instructions available at [swanstone.com](http://swanstone.com).



### MAINTENANCE AND CLEANING INFORMATION

Clean your Swanstone tabletop with powered abrasive cleaners. Use of a nylon-scouring pad is recommended to remove stubborn stains. Occasional use of a mild bleach and water ensures the original luster will be maintained. **Do not** use metal scouring pads.



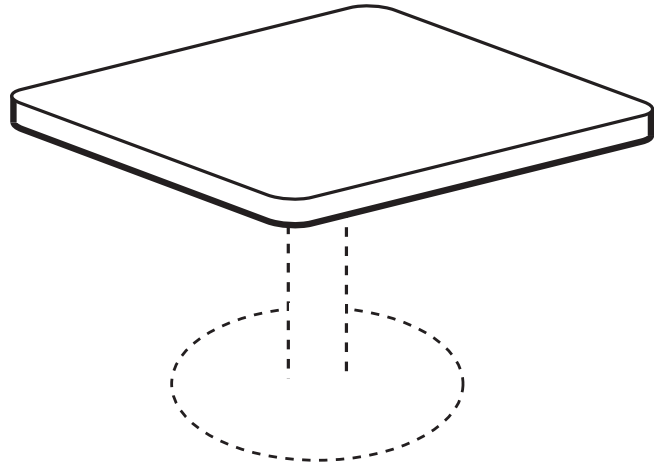
Manufactured from Swanstone solid surface  
(See page 2 for detailed information.)

WARRANTY  
Limited Lifetime – Residential  
Limited 10-year – Commercial

## FEATURES

Recommended for high-use traffic areas and commercial surfaces.

- Solid surface – color goes all the way through the material.
- No cracks or rubber edges that can collect food deposits.
- Affordable luxury that laminate tops cannot offer.
- Impact resistance – five times greater than any other solid surface.
- Severe burns disappear when scrubbed with abrasive cleanser.
- Remove minor gouges and scratches with only a nylon scouring pad or fine sandpaper.
- Clean with standard cleanser to keep it looking new.
- Tough food stains can be removed with a sponge and gritty cleanser.
- Non-porous; will not promote bacteria growth.



(Legs sold separately)

## SPECIFICATIONS

### Swanstone Square Table Tops (Legs sold separately)

TT3030	TT03030	30" x 30" (762 mm x 762 mm)	35	FedEx	31 x 31 x 2	1.11
TT3636	TT03636	36" x 36" (914 mm x 914 mm)	56	FedEx	37 x 37 x 2	1.58
TT4242	TT04242	42" x 42" (1067 mm x 1067 mm)	75	–	43 x 43 x 2	2.14

## COLORS

(See inside back cover for color sample.)

### Solid Colors:

- White (010)
- Bone (037)
- Bisque (018)
- Bright White (137)
- Pearl (138)

### Aggregate Colors:

- Acorn (123)
- Almond Galaxy (046)
- Arctic Granite (035)
- Baby's Breath (168)
- Barley (091)
- Bermuda Sand (040)
- Canyon (124)
- Caraway Seed (169)
- Cloud Bone (126)
- Cloud White (125)
- Cornflower (063)
- Glacier (121)

- Golden Steppe (128)
- Gray Granite (042)
- Ice (130)
- Indian Grass (071)
- Mountain Haze (129)
- Night Sky (012)
- Pebble (072)
- Prairie (122)
- Sierra (094)
- Tahiti Desert (050)
- Tahiti Gray (053)
- Tahiti Ivory (059)
- Tahiti Matrix (058)
- Tahiti Sand (051)
- Tahiti Terra (055)
- Tahiti White (011)
- Tundra (131)
- Winter Wheat (060)

## ACCESSORIES

- Legs for table tops sold separately. See page 174 for details.

## STANDARDS AND RATINGS

American National Standard Institute—ANSI Z124.6

International Association of Plumbing and Mechanical Officials (IAPMO)—Listed

cUPC listed—Certified to CSA Test Standard B45.5 by IAPMO

Uniform Plumbing Code (UPC)

National Sanitation Foundation—NSF/ANSI 51 Food Equipment Materials

For a complete list of tests and results see the Technical Data Sheet.

## SUPPORT DOCUMENTS

Installation instructions available at [swanstone.com](http://swanstone.com).



## MAINTENANCE AND CLEANING INFORMATION

Clean your Swanstone tabletop with powered abrasive cleaners. Use of a nylon-scouring pad is recommended to remove stubborn stains. Occasional use of a mild bleach and water ensures the original luster will be maintained. **Do not** use metal scouring pads.



## Swanstone Wall Mount Table Tops

## SWANSTONE TABLE TOPS

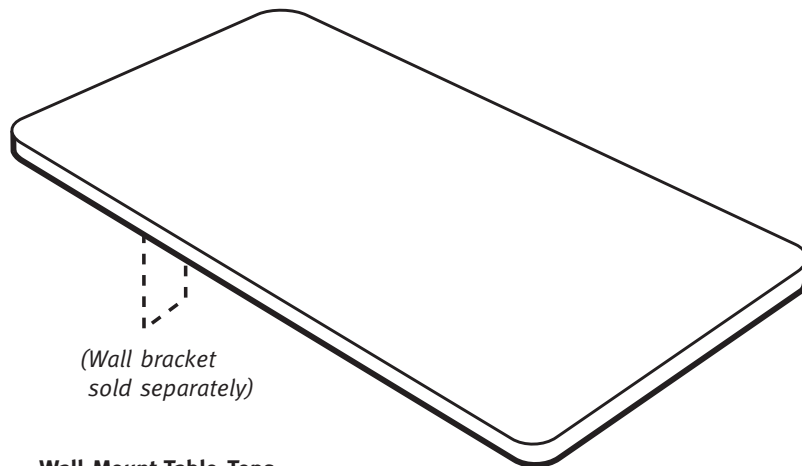
**Manufactured from Swanstone solid surface**  
(See page 2 for detailed information.)

**WARRANTY**  
Limited Lifetime – Residential  
Limited 10-year – Commercial

### FEATURES

- Solid surface – color goes all the way through the material.
- No cracks or rubber edges that can collect food deposits.
- Affordable luxury that laminate tops cannot offer.
- Impact resistance – five times greater than any other solid surface.
- Severe burns disappear when scrubbed with abrasive cleanser.
- Remove minor gouges and scratches with only a nylon scouring pad or fine sandpaper.
- Clean with standard cleanser to keep it looking new.
- Tough food stains can be removed with a sponge and gritty cleanser.
- Non-porous; will not promote bacteria growth.

*Recommended for high-use traffic areas and commercial surfaces.*



(Wall bracket  
sold separately)

#### Wall Mount Table Tops:

**TB-2430** – 24" x 30" (610 mm x 762 mm)

**TB-2442** – 24" x 42" (610 mm x 1067 mm)

### SPECIFICATIONS

#### Swanstone Wall Mount Table Tops (Wall bracket sold separately)

Model	Part	Nominal Dimensions	Ship Wt. Lb.	Ship FedEx	Carton Dims. In.	Cu. Ft.
TB2430	TB02430	24" x 30" (610 mm x 762 mm)	28	–	31 x 25 x 2	.90
TB2442	TB02442	24" x 42" (610 mm x 1067 mm)	42	–	26 x 44 x 2	1.32

### COLORS

(See inside back cover for color sample.)

#### Solid Colors:

- White (010)
- Bone (037)
- Bisque (018)
- Bright White (137)
- Pearl (138)

#### Aggregate Colors:

- Acorn (123) 🌿
- Almond Galaxy (046)
- Arctic Granite (035)
- Baby's Breath (168)
- Barley (091)
- Bermuda Sand (040)
- Canyon (124) 🌿
- Caraway Seed (169)
- Cloud Bone (126)
- Cloud White (125)
- Cornflower (063)
- Glacier (121) 🌿

- Golden Steppe (128)
- Gray Granite (042)
- Ice (130)
- Indian Grass (071)
- Mountain Haze (129)
- Night Sky (012)
- Pebble (072)
- Prairie (122) 🌿
- Sierra (094)
- Tahiti Desert (050)
- Tahiti Gray (053)
- Tahiti Ivory (059)
- Tahiti Matrix (058)
- Tahiti Sand (051)
- Tahiti Terra (055)
- Tahiti White (011)
- Tundra (131)
- Winter Wheat (060)

### ACCESSORIES

- Wall bracket for table top not included and must be ordered separately.

### STANDARDS AND RATINGS

American National Standard Institute—ANSI Z124.6

International Association of Plumbing and Mechanical Officials (IAPMO)—Listed

cUPC listed—Certified to CSA Test Standard B45.5 by IAPMO

Uniform Plumbing Code (UPC)

National Sanitation Foundation—NSF/ANSI 51 Food Equipment Materials

For a complete list of tests and results see the Technical Data Sheet.

### SUPPORT DOCUMENTS

Installation instructions available at [swanstone.com](http://swanstone.com).

**MADE IN USA**

### MAINTENANCE AND CLEANING INFORMATION

Clean your Swanstone tabletop with powered abrasive cleaners. Use of a nylon-scouring pad is recommended to remove stubborn stains. Occasional use of a mild bleach and water ensures the original luster will be maintained. **Do not** use metal scouring pads.

## FEATURES

- Metal table legs for use with round base.
- Black Wrinkle powder coating finish on base casting and column, spider is unfinished.
- Standard base height of 28-1/2".
- Adjustable black plastic floor guides.
- Table mounting screws and mounting hardware included.

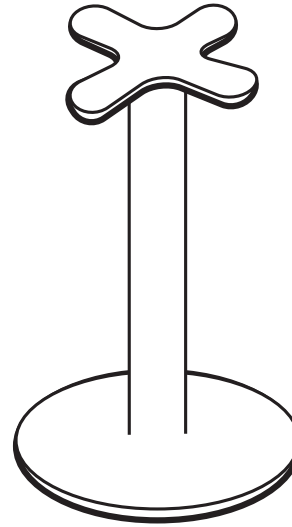


Table Top Base

## SPECIFICATIONS

### Metal Table Legs with Round Base

Model	Part	Nominal Dimensions	Ship Wt. Lb.	Ship FedEx	Carton Dims. In.	Cu. Ft.
TL-18	TL00018	18" base, 3" column, 12" spider	31	FedEx	30 x 20 x 20	7
TL-22	TL00022	22" base, 3" column, 12" spider	36	FedEx	30 x 24 x 24	10
TL-30	TL00030	30" base, 4" column, 15" spider	72	FedEx	33 x 33 x 30	19

### Table to Base Selection Chart

Model	Part	Fits Swanstone Table Top Models
TL-18	TL00018	RT-24, RT-30, TT-2424, TT-3030, TT-2430
TL-22	TL00022	RT-36, TT-3636, TT-2442
TL-30	TL00030	RT-42, RT-48



## Shower Wall Selection














### 1 Find your shower floor size.

Choose from the list below. Then follow the chart across to find the elements that are right for your custom Swanstone shower. See below for information about Shower Kits.

### 2 Choose your shower wall panel height.

Choose only wall panels directly to the right of your shower floor.

*Note: Actual shower dimensions may vary, some trimming of panels may be required.*

		72" high wall panels	96" high wall panels
	SS-3232 Single Threshold 32" D x 32" W	SK-363672	STMK96-3636
		STMK72-3636	SQMK96-3636
		SQMK72-3636	CCSK96-3636
		CCSK72-3636	
	SS-3248 Single Threshold 32" D x 48" W	SK-324872	MK96-3648
		MK72-3648	STMK96-3648
		STMK72-3648	SQMK96-3648
		SQMK72-3648	CCSK96-3648
	SS-3260 Single Threshold 32" D x 60" W	SK-326072	MK96-3662
		STMK72-3662	STMK96-3662
		SQMK72-3662	SQMK96-3662
		CCSK72-3648 + CCSO-1272 overlap panel	CCSK96-3648 + CCSO-1296 overlap panel
	SR-3260L/R Retrofit Single Threshold 32" D x 60" W	SK-326072	MK96-3662
		STMK72-3662	STMK96-3662
		SQMK72-3662	SQMK96-3662
		CCSK72-3648 + CCSO-1272 overlap panel	CCSK96-3648 + CCSO-1296 overlap panel
	SS-3442 Single Threshold 34" D x 42" W	SK-344872	MK96-3648
		MK72-3648	STMK96-3648
		STMK72-3648	SQMK96-3648
		SQMK72-3648	CCSK96-3648
	SS-3448 Single Threshold 34" D x 48" W	SK-344872	MK96-3648
		MK72-3648	STMK96-3648
		STMK72-3648	SQMK96-3648
		SQMK72-3648	CCSK96-3648
	SS-3454 Single Threshold 34" D x 54" W	SK-346072	MK96-3662
		STMK72-3662	STMK96-3662
		SQMK72-3662	SQMK96-3662
	SS-3460 Single Threshold 34" D x 60" W	SK-346072	MK96-3662
		STMK72-3662	STMK96-3662
		SQMK72-3662	SQMK96-3662
		CCSK72-3648 + CCSO-1272 overlap panel	CCSK96-3648 + CCSO-1296 overlap panel
	SS-3636 Single Threshold 36" D x 36" W	SK-363672	MK96-3648
		MK72-3648	STMK96-3636
		STMK72-3636	SQMK96-3636
		SQMK72-3636	CCSK96-3636
	SS-4236 Single Threshold 42" D x 36" W	SK-363672	MK96-3648
		MK72-3648	STMK96-3636
		STMK72-3636	SQMK96-3636
		SQMK72-3636	CCSK96-3636
	SS-4242 Single Threshold 42" D x 42" W	SK-363672	MK96-3648
		MK72-3648	STMK96-3636
		STMK72-3636	SQMK96-3636
		SQMK72-3636	CCSK96-3636
	SS-DTF Double Threshold DTF 36" D x 36" W	SK-363672	MK96-3648
		MK72-3648	STMK96-3636
		STMK72-3636	SQMK96-3636
		SQMK72-3636	CCSK96-3636
	SS-36NEO Neo Angle 36" D x 36" W	SK-363672	MK96-3648
		MK72-3648	STMK96-3636
		STMK72-3636	SQMK96-3636
		SQMK72-3636	CCSK96-3636





## Shower Wall Selection *(continued)*

### 1 Find your shower floor size.

Choose from the list below. Then follow the chart across to find the elements that are right for your custom Swanstone shower. See below for information about Shower Kits.

### 2 Choose your shower wall panel height.

Choose only wall panels directly to the right of your shower floor.

*Note: Actual shower dimensions may vary, some trimming of panels may be required.*

		72" high wall panels	96" high wall panels
	SS-38NEO Neo Angle 38" D x 38" W	MK96-48NEO (cut to 72")	MK96-48NEO
		STMK72-48NEO	STMK96-48NEO
		SQMK72-48NEO	SQMK96-48NEO
	BF-3060L/R Barrier Free 30" D x 60" W	SK-326072	MK96-3662
		STMK72-3662	STMK96-3662
		SQMK72-3662	SQMK96-3662
	BF-3464 Barrier Free 34" D x 64" W		MK96-3662 <b>NOTE:</b> CM-2096 corner molding is required when using the MK96-3662 with the BF-3464 shower floor.
	STS-3738 Transfer Shower 37" D x 38" W	MK72-3648	MK96-3648
		STMK72-3648	STMK96-3648
		SQMK72-3648	SQMK96-3648
		CCSK72-3648	CCSK96-3648

Included in Wall Kits		
SK Kits	MK72/MK96/ STMK/SQMK Kits	CCSK Kits
Wall Panels	Wall Panels	Wall Panels
ES-2 Soap Dishes	ES-2 Soap Dishes	CCSS-1125 Soap Dishes
Install Kit	Install Kit	Install Kit
Corner Moldings		

Individual Wall Panel Sizes				
Height	Width	1 Panels	2 Panels	3 Panels
72"	36"	SS-3672-1 CCSP-3672-1	SS-3672-2 —	SS-3672-3 —
	60"	SS-6072-1	—	—
96"	36"	SS-3696-1 SSST-3696-1 SSSQ-3696-1 CCSP-3696-1	SS-3696-2 — — —	— — — —
	48"	SS-4896-11 CCSP-4896-1	— SS-4896-2	— —
	96"	SS-6296-1 SSST-6296-1 SSSQ-6296-1	— — —	— — —

**Note:** Installation kits must be ordered separately when installing individual panels

### 3 Choose optional Trim Kit/ Corner Molding

72" High Walls	96" High Walls
TK-6072 includes edge trim and corner molding	TK-105 includes edge trim and corner molding
CM-2072 only includes corner molding	CM-2096 only includes corner molding

**Note:** Trim Kits and corner molding are not offered for the Crystal Colors "CCSKxxxx" models.

### 4 Finish your custom shower by selecting from the Accessory Selection section on the next page.

## Bathtub Wall Selection

1 Find your bathtub size.	2 Choose your tub wall panel height.	3 Select an optional trim kit.
Choose from the list below. Then follow the chart across to find the elements that are right for your custom Swanstone bath.	Choose only wall panels directly to the right of your bathtub size.  60" high wall panels <b>or</b> 72" high wall panels	TK-6072 fits all 60" and 72" kits. Trim kits include corner molding.
30" D x 60" W Bathtub	SS-60-3* (60" high)	TK-6072
	SS-60-5* (60" high)	TK-6072
	SSIT-60-3 (60" high)	Integral trim
	SS-72-3* (72" high)	TK-6072
	STMK72-3662 (72" high)	TK-6072
	SQMK72-3662 (72" high)	TK-6072
32" D x 60" W Bathtub	SSIT-60-3 (60" high)	Integral trim
	STMK72-3662 (72" high)	TK-6072
	SQMK72-3662 (72" high)	TK-6072
48" D x 72" W Bathtub	SSWP-4872 (60" high)	1 each: TK-6072 and TK-105TP

\*These units will fit a 32" bathtub when accompanied by a TK-6072 Trim kit.

**Note:** The SS-29 installation kit is sold separately for all models except SS-60-5.

## 4 Finish your custom bath by selecting from the soap dishes below.

### Accessory Selection



**AS-1075 Recessed Accessory Shelf**  
Can be installed vertically or horizontally.




**ES-2 Economy Soap Dish**  
Kit includes two soap dishes.  
Installs in corners only.



**SS-7211 Corner Mount Soap Dish**



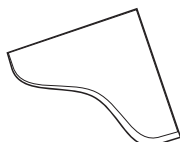
**DSP-2 Soap Dish Panel**  
Panel includes two molded-in soap and bottle shelves.  
(Fits 60" high tub wall panels only.)



**RS-2215 Recessed Shampoo Shelf**  
Accommodates large shampoo bottles and fits between wall studding.



**CS-1616 Corner Shower Seat**  
300 lb. capacity when properly installed.



**CCSS-1125 Corner Shelf**  
Kit includes two soap dishes.  
\*Only available in Crystal Colors.

## SOLID SURFACE PRODUCTS SPECIFICATION AND TECHNICAL DATA SHEET

### Product

Swanstone Reinforced Solid Surface Products

### Manufacturer

Swan, St. Louis, Missouri with manufacturing facilities in Centralia, Illinois.

### Product Composition

Swanstone® is a compression-molded compound that consists of a blend of polymer resins, fillers and reinforcement additives. In the manufacturing process, Swanstone transforms into a thermoset material that has extreme resistance to heat, impact, expansion, and chemicals.

### Product Category

Swanstone is available in integral top and bowl vanity tops, bathtub surrounds, shower walls, kitchen sinks, kitchen countertops, undermount sinks, bar sinks, drop-in lavatories, undermount bowls, blank vanity tops and table tops. Offset vanity top bowl locations are available.

### Colors

Swanstone is available in a variety of solid and aggregate colors, including four eco-friendly colors.

### Warranties

Swanstone wall panels and trim kits, vanity tops and bowls, drop-in kitchen and bar sinks, window trim kits and shower floors are covered by a limited lifetime warranty for residential applications. For commercial applications Swan offers the following limited warranties:

**25-Year Limited Warranty** on wall panels and trim kits.

**25-Year Limited Warranty** against thermal cracking on our vanity tops and bowls.

**10-Year Limited Warranty** against defects on counter-tops.

**10-Year Limited Warranty** against defects and/or thermal cracking on our kitchen sinks and bar sinks.

**10-Year Limited Warranty** against warping, blistering, loss of color, or fading on shower floors. Complete details and product warranty application for both residential and commercial are available by writing to Swan.

### Maintenance

Swanstone should be cleaned as you would any other fine kitchen or bath fixture. For kitchen sinks and countertops, rinse any food or beverage residue as soon as possible; follow up with normal household cleaners. To remove residue that cannot be rinsed away or removed with other types of cleaners, use powdered abrasive cleaners and/or a nylon or plastic scrubbing pad. Vanity tops should be cleaned with normal household cleaners. Cleaners designed for removing mineral-based stains can be used on Swanstone, as well as a mild solution (50/50) of chlorine bleach and water. In the event of a scratch, start with powdered abrasive cleaner and a scrubbing pad; if further attention is needed, use white automotive rubbing compound or light sanding with a 400 grit or 40 micron sandpaper.

### Application

Any interior, horizontal and vertical surface application. Also, available for kitchen sink, shower floor, lavatory bowl and bar sink applications.

### Limitations

Swanstone Products are not recommended for exterior use. Material should not be used in areas exposed to sustained temperatures exceeding 450 degrees F. Follow all recommended installation procedures provided by manufacturer.

### Finish

The decorative surface of Swanstone is a matte finish equal to a 320 grit sandpaper (gloss reading of 25). A higher sheen can be produced by buffing the product with commercial rubbing compound.

### Availability

Swanstone is available nationwide through local stocking distributors. Contact Swan for your nearest distributor.

### Cost

Cost varies with product category. Contact your local distributor for applicable costs.

### Installation

Swanstone reinforced solid surface products are shipped with complete installation manuals provided with every unit. Consult the specific product installation manual for step-by-step installation procedures. All manuals are available through Swan or your local distributor.

### Chemical And Stain Resistance

Chemical and Stain Resistance—NEMA LD3-3.09 No lasting effect on Swanstone occurred from the exposure to the following.

#### Class I Chemicals

##### Solvents

Acetone  
Amyl Acetate  
Benzene  
Carbon Tetrachloride  
Ethyl Ether  
Gasoline/Kerosene  
Ethanol  
Methanol  
Toluene  
Chloroform  
Ethyl Acetate  
Naphtha

##### Other

Ammonia (10%)  
Iodine  
Lye (1%)  
Mercurochrome  
Nail Polish Remover  
Potassium Permanganate  
Silver Nitrate (10%)  
Sodium Bisulfate  
Sodium Hypochlorite (5%)  
Trisodium Phosphate  
Urea (6%)  
Vinegar

#### Class II Chemicals

##### Acids

Furfural  
Methylene Chloride  
Nitric Acid (30%, 70%)\*  
Phenol  
Acids (99.5%)  
Citric  
Hydrochloric (20%)  
Phosphoric  
Sulfuric (77.96%)\*  
Trichlor Acetic  
Formic  
Hydrogen Peroxide

##### Alkalies

Ammonium Hydroxide  
Sodium Hydroxide (10% & 40%)  
Sodium Hydroxide Flake

\*May cause slight lightening.

## SOLID SURFACE PRODUCTS SPECIFICATION AND TECHNICAL DATA SHEET

PROPERTY	TYPICAL RESULTS	TEST
Impact Resistance	No damage 1-1/2 Diameter Steel Ball. Over 72"	NEMA LD-3
Izod Impact		
Method A (with notch)	3.0 ft. - lb./in.	ASTM D256
Method E (reverse notch)	4.0 ft. - lb./in.	ASTM D256
Stain Resistance	Passes	CSA B45.5/IAPMO Z124-2011
Cigarette Resistance	Passes	CSA B45.5/IAPMO Z124-2011
Boiling Water Resistance	No effect	NEMA LD-3
High Temperature Resistance	Slight effect	NEMA LD-3
Abrasion Resistance	Passes	ASTM D4060
Color Fastness and Aging	No change	NEMA LD-3
Tensile Strength	4439 PSI	ASTM D638
Tensile Modulus	7.48 x 10 <sup>5</sup> PSI	ASTM D638
Tensile Elongation	.45%	ASTM D638
Hardness	Barcol Hardness: 51 Rockwell RB Hardness: 60.5 15-T Hardness: 34.7	ASTM D2583
Slip Resistance	Passes	ASTM F462
Fungus Resistance	Passes: 0 Growth	ASTM G21-96
Bacterial Resistance	Passes: 0 Growth	ASTM G22-90
Wear and Cleanability	Passes	CSA B45.5/IAPMO Z124-2011
Flexural Strength	8225 PSI	ASTM D790
Flexural Modulus	7.49 x 10 <sup>5</sup> PSI	ASTM D790
Thermal Expansion	1.98 x 10 <sup>-4</sup> in/in/°F	ASTM D696
Gloss (60°)	40	NEMA LD3
Water Absorption	.321%	ASTM D570
Specific Gravity	1.55	

### FLAMMABILITY

Flame Spread Index	Meets Class A	ASTM E84
Smoke Developed Index	85	ASTM E84
Fire Rating	Class A	

Approximate weight per square foot 2 lbs. for 1/4" sheet. See product guide for actual weights.

### RATINGS AND LISTINGS

American National Standard  
Institute-ANSI Z124.3 and Z124.6

International Association of  
Plumbing and Mechanical Officials  
(IAPMO)-listed

National Plumbing Code of Canada  
CSA 1345 Series

New York City Material Acceptance  
Application #298-88-M



Swanstone® is NSF Standard  
51 Certified for Both Food and  
Splash Zone Applications

Housing and Urban Development  
-HUD UM 73 Certified

#### Technical Services

Please call (800) 325-7008 or email us at [infomail@swanstone.com](mailto:infomail@swanstone.com). Visit our website [www.swanstone.com](http://www.swanstone.com) for details including dimensional autocad drawings.

## SECTION 06067 – PLASTIC SURFACING

### PART 1 – GENERAL

#### 1.1 RELATED DOCUMENTS

Drawings and general provisions of Contract, including General and Supplementary Conditions and Division 1 Specification sections, apply to this section.

#### 1.2 SECTION INCLUDES

- A. Solid Surface Compression Molded Sheet Materials.
  - a. Countertops.
  - b. Wall Panels.
  - c. Tub Walls with Trim Kit.
  - d. Shower Walls with Trim Kit.
  - e. (Insert Other)
- B. Solid Surface Compression Molded Products.
  - a. Single Bowl Kitchen Sinks (undermount / self rimming).
  - b. Double Bowl Kitchen Sinks (undermount / self rimming).
  - c. Molded Counter Tops.
  - d. Countertops with Integral Bowl.
  - e. Vanity Tops.
  - f. Vanity Tops with Integral Bowl.
  - g. Lavatory Bowls (undermount / self rimming).
  - h. Bar Sinks (undermount / self rimming).
  - i. Barrier Free Shower Floors.
  - j. Shower Floors.
  - k. Window Trim Kits.
  - l. Corner Soap Dishes.
  - m. Recessed Accessory Shelves.
  - n. Economy Soap Dishes.
  - o. Soap Dish Panels.
  - p. Table Tops
  - q. (Insert Other)

#### 1.3 RELATED SECTIONS

- A. Section 06200 – Finish Carpentry.
- B. Section 06400 – Architectural Woodwork.
- C. Section 12300 – Manufactured Casework.
- D. Sections of Division 15 for coordination of plumbing fixture installation.

#### 1.4 REFERENCES

- A. ADA – American Disabilities Act.
- B. ANSI Z 124.3 – Plastic Lavatories.
- C. ANSI Z 124.6 – Plastic Sinks.
- D. ANSI Z 124.1.2 – Plastic Bathtub & Shower Units
- E. ASTM D 256 – Standard Test Method for Determining the Pendulum Impact Resistance of Notched Specimens of Plastics.

- F. ASTM D 570 – Standard Test Method for Water Absorption.
- G. ASTM D 638 – Standard Test Method for Tensile Properties.
- H. ASTM D 696 – Standard Test Method for Coefficient of Linear Thermal Expansion of Plastics Between – 30 degrees C. and 30 degrees C.
- I. ASTM D 2583 – Standard Test Method for Rockwell Hardness of Plastics and Electrical Insulating Materials.
- J. ASTM D 790 – Standard Test Methods for Flexural Properties of Unreinforced and Reinforced Plastics and Electrical Insulating Materials.
- K. ASTM F-462 – Standard Consumer Safety Specification for Slip-Resistance Bathing Facilities.
- L. ASTM G21-96 – Standard Practice for Determining Resistance of Synthetic Polymeric Materials for Fungi.
- M. ASTM G22-90 – Standard Practice for Determining Resistance of Plastics to Bacteria.
- N. NEMA – National Electrical Manufacturers Association.
- O. NSF – National Sanitation Foundation.

#### 1.5 SUBMITTALS

- A. Submit shop drawings under provisions of Section 01300 which indicate dimensions, component sizes, fabrication details, attachment provisions and coordination requirements with adjacent work.
- B. Samples:
  - 1. Selection Samples: Submit 2" x 2" actual samples of surfacing materials to illustrate full range of colors, patterns, and finishes available.
  - 2. Verification Samples: Submit two samples, each 2" x 2" square, illustrating each selected surfacing material in specified color, pattern, and finish.
- C. Product Data:
  - 1. Indicate product description, fabrication information and compliance with specified performance requirements.
- D. Manufacturer's Instructions:
  - 1. Submit manufacturer's printed installation instructions for each product.
  - 2. Submit manufacturer's care and maintenance data, including repair and cleaning instructions. Include in project closeout documents.

## 1.6 DELIVERY, STORAGE, AND HANDLING

- A. Deliver, store, protect, and handle products in accordance with provisions of Section 01600.
- B. Store surfacing materials to prevent breakage and marring of surfaces in accordance with manufacturer's printed instructions.
- C. Provide protective coverings to prevent physical damage or staining following installation for duration of project.

## 1.7 SEQUENCING

- A. Ensure that fabricators using products of this section are in possession of complete manufacturer's instructions before beginning fabrication. Work should be performed by factory trained fabricators.

## 1.8 WARRANTY

- A. Countertops: Provide manufacturer's 10-year warranty against defects in materials. Warranty shall provide material only to repair or replace defective materials.
- B. Commercial: Swan offers the following limited warranties: 25-Year Limited Warranty on wall panels and trim kits; 25-Year Limited Warranty against thermal cracking on our vanity tops and bowls; 10-Year Limited Warranty against defects and/or thermal cracking on our kitchen sinks and bar sinks; 10-Year Limited Warranty against warping, blistering, loss of color, or fading on shower floors; 10-Year Warranty against manufacturing defects on Molded Table Tops. Warranty shall provide material only to repair or replace defective materials.
- C. Residential: Provide manufacturer's Lifetime Warranty against defects in materials.

# PART 2 – PRODUCTS

## 2.1 MANUFACTURER

- A. Subject to with requirements, provide plastic surfacing material by the following manufacturer:
  - 1. The Swan Corporation  
515 Olive Street  
St. Louis, MO 63101  
Telephone: 800/325-7008  
Fax: 314/231-8165
- B. Requests for substitutions will be considered in accordance with provisions of Section 01600.
- C. Substitutions: Not permitted.

## 2.2 SWANSTONE SOLID SURFACING MATERIAL

- A. Swanstone Solid Surfacing Materials.
- B. Product Description: Homogenous compression molded material composed of acrylic resins or polyester/acrylic resin blend, fire-retardant filler materials, fiber reinforcement, and coloring agents meeting the following requirements:
  - 1. Nominal sheet thickness: 0.225 inch (6mm)
  - 2. Surface burning characteristics in accordance with ASTM E 84: Flame spread meets Class A, Smoke Developed Index 85.
  - 3. Liquid Absorption, ASTM D 570, for 1/4 inch material thickness: 0.321 percent.
  - 4. Izod Impact, ASTM D 256,  
Method A: 3.0 ft.-lb./in.  
Method E: 4.0 ft.-lb./in.
  - 5. Tensile Modulus, ASTM D 638 Nominal:  
7.48 X 10<sup>5</sup> PSI.
  - 6. Hardness, ASTM D 2583, Barcol Hardness: 51.  
Rockwell RB Hardness: 60.5, IST Hardness: 34-7.
  - 7. Flexural Modulus, ASTM D 790:  
7.49 X 10<sup>5</sup> PSI.
  - 8. Gloss Level 40% at 60°, NEMA LD 3; +/- 5%.
  - 9. Stain Resistance, CSA B45.5/IAPMO  
Z124-2011, Passes.
  - 10. Boiling Water Resistance, NEMA LD 3,  
Method 3.5: No effect.
  - 11. High Temperature Resistance, NEMA LD 3,  
Method 3.6: Slight effect (sustain temperature up to 375 degrees F).
  - 12. Ball Impact Resistance, NEMA LD 3, Method 3.8, 1-1/2" diameter steel ball: Over 72", no damage.
  - 13. Specific Gravity: 1.55 grams per cubic centimeter.
  - 14. Approximate weight: 2 pounds per square foot in 1/4" sheet products.
  - 15. NSF Food Zone and Splash Zone Compliant.
  - 16. Bacterial Resistance, ASTM G22-90:  
Passes: 0 Growth.
  - 17. Abrasion Resistance, ASTM D4060, Passes.
- C. Countertops:
  - 1. Swanstone Solid Surfacing Material:
  - 2. Type: Counter Top Model \_\_\_\_\_.



3. Type: Island Top Model \_\_\_\_\_.
4. Type: Backsplash Model \_\_\_\_\_.
5. Size: \_\_\_\_\_ inches by \_\_\_\_\_ inches.
6. Color: \_\_\_\_\_.
7. Color: Indicated on drawings.
8. Color: Selected from manufacturer's range of available colors.

**D. Wall Panels:**

1. Swanstone Solid Surfacing Material (nominal .225" thickness):
2. Type: Wall Panel Model \_\_\_\_\_.
3. Size: \_\_\_\_\_ inches by \_\_\_\_\_ inches.
4. Color: \_\_\_\_\_.
5. Color: Indicated on drawings.
6. Color: Selected from manufacturer's range of available colors.

**E. Tub Walls with Trim Kit:**

1. Swanstone Solid Surfacing Material (nominal .225" thickness):
2. Type: Tub Wall Panel Model \_\_\_\_\_.
3. Trim Kit Model \_\_\_\_\_.
4. Size: \_\_\_\_\_ inches by \_\_\_\_\_ inches.
5. Color: \_\_\_\_\_.
6. Color: Indicated on drawings.
7. Color: Selected from manufacturer's range of available colors

**F. Shower Walls with Trim Kit:**

1. Swanstone Solid Surfacing Material (nominal .225" thickness):
2. Type: Shower Wall Panel Model \_\_\_\_\_.
3. Trim Kit Model \_\_\_\_\_.
4. Size: \_\_\_\_\_ inches by \_\_\_\_\_ inches.
5. Color: \_\_\_\_\_.
6. Color: Indicated on drawings.
7. Color: Selected from manufacturer's range of available colors

## 2.3 SWANSTONE SOLID SURFACE COMPRESSION MOLDED PRODUCTS

A. Product Description: Compression molded items of same homogenous material, composed of mineral-filled thermoplastic polymers with fiber reinforcement finished to smooth surface, as solid plastic surfacing material meeting the following requirements:

1. Physical characteristics when tested in accordance with ANSI Z 124.3:
  - a. Test 3.3; Surface test: No chips, cracks, or blisters.
  - b. Test 3.4; Subsurface test: No voids.
  - c. Test 4.2; Drain fitting connection test, 25

- pounds at 24 inches: No cracks or chips.
- d. Test 4.3; Impact load test, 1/2 pound ball at 20 inches: No cracks or chips.
- e. Test 4.4; Load test, 300 pounds: No cracks
- f. Test 4.4; Residual deflection, after removal of 300 pound load: No deflection.
- g. Test 5.1; Colorfastness test: No change after 200 hours.
- h. Test 5.3; Wear and cleanability test: Maximum 0.2 percent reflectance loss after 10,000 cycles.
- i. Test 5.4; Cigarette burn resistance test, 2 minute duration: No effect after cleaning.
- j. Test 5.6, Ignition test: Pass.
- k. Test 6.3.2; Water resistance test, 500 cycles alternating between 150 degrees F and 50 degrees F: No crazing blistering, or spalling.

**B. Single Bowl Kitchen Sinks:**

1. Swanstone Compression Molded Fixtures;
2. Model Number \_\_\_\_\_ single bowl; outside dimensions \_\_\_\_\_ inches by \_\_\_\_\_ inches bowl dimensions \_\_\_\_\_ inches by \_\_\_\_\_ inches by \_\_\_\_\_ inches.
3. Color: \_\_\_\_\_.
4. Color: Indicated on drawings.
5. Color: Selected from manufacturer's full range of available colors.

**C. Double Bowl Kitchen Sinks:**

1. Swanstone Compression Molded Fixtures;
2. Model Number \_\_\_\_\_ double bowl; outside dimensions \_\_\_\_\_ inches by \_\_\_\_\_ inches bowl dimensions \_\_\_\_\_ inches by \_\_\_\_\_ inches by \_\_\_\_\_ inches.
3. Color: \_\_\_\_\_.
4. Color: Indicated on drawings.
5. Color: Selected from manufacturer's full range of available colors.

D. Molded Counter Tops: Integral top and seamless edges. Compression molded into one piece between edges and top with factory installed 3/4" Roseburg Ultrakote particle board or plywood. Tops will include a factory installed .5" perimeter build-up.

1. Swanstone Compression Molded Fixtures;
2. Type: Counter Top Model \_\_\_\_\_.
3. Type: Island Top Model \_\_\_\_\_.
4. Type: Backsplash Model \_\_\_\_\_.
5. Color: \_\_\_\_\_.
6. Color: Indicated on drawings.
7. Color: Selected from manufacturer's range of available colors.

**E. Countertops with Integral Bowls:**

1. Swanstone Compression Molded Fixtures;



2. Type: Counter Top Model \_\_\_\_\_.
  3. Size: \_\_\_\_\_ inches by \_\_\_\_\_ inches with \_\_\_\_\_ inches bowl depth.
  4. Color: \_\_\_\_\_.
  5. Color: Indicated on drawings.
  6. Color: Selected from manufacturer's full range of available colors.
- F. Vanity Tops:
1. Swanstone Solid Surfacing Material:
  2. Type: Vanity Top Model \_\_\_\_\_.
  3. Type: Backsplash Model \_\_\_\_\_.
  4. Size: \_\_\_\_\_ inches by \_\_\_\_\_ inches.
  5. Color: \_\_\_\_\_.
  6. Color: Indicated on drawings.
  7. Color: Selected from manufacturer's range of available colors.
- G. Vanity Tops with Integral Bowls:
1. Swanstone Compression Molded Fixtures;
  2. Model Number \_\_\_\_\_, molded with integral bowl (s) and 3" inches high integral backsplash:
  3. Top Size: \_\_\_\_\_ wide by \_\_\_\_\_ deep.
    - a. Bowl: Single, centered in top width.
    - b. Bowl: Single, offset to left quarter point of top width, viewed from front edge.
    - c. Bowl: Single, offset to right quarter point of top width, viewed from front edge.
    - d. Bowls: Double, each offset to quarter points of top width, viewed from front edge.
  4. Color: \_\_\_\_\_.
  5. Color: Indicated on drawings.
  6. Color: Selected from manufacturer's full range of available colors.
- H. Lavatory Bowls: (undermount / self rimming)
1. Swanstone Compression Molded Fixtures;
  2. Model Number \_\_\_\_\_; outside dimensions \_\_\_\_\_ inches by \_\_\_\_\_ inches inside dimensions \_\_\_\_\_ inches by \_\_\_\_\_ inches by \_\_\_\_\_ inches.
  3. Color: \_\_\_\_\_.
  4. Color: Indicated on drawings.
  5. Color: Selected from manufacturer's full range of available colors.
- I. Bar Sinks (undermount / self rimming)
1. Swanstone Compression Molded Fixtures;
  2. Model Number \_\_\_\_\_;
  3. Size: \_\_\_\_\_ inches by \_\_\_\_\_ inches with \_\_\_\_\_ inches bowl depth.
  4. Color: \_\_\_\_\_.
  5. Color: Indicated on drawings.
  6. Color: Selected from manufacturer's full range of available colors.
- J. Barrier Free Shower Floors:
1. Swanstone Solid Surfacing Material:
  2. Type: Barrier Shower Floor Model \_\_\_\_\_.
  3. Size: \_\_\_\_\_ inches by \_\_\_\_\_ inches.
  4. Color: \_\_\_\_\_.
  5. Color: Indicated on drawings.
  6. Color: Selected from manufacturer's range of available colors.
- K. Shower Floors:
1. Swanstone Solid Surfacing Material:
  2. Type: Shower Floor Model \_\_\_\_\_.
  3. Size: \_\_\_\_\_ inches by \_\_\_\_\_ inches.
  4. Color: \_\_\_\_\_.
  5. Color: Indicated on drawings.
  6. Color: Selected from manufacturer's range of available colors.
- L. Window Trim Kits:
1. Swanstone Solid Surfacing Material:
  2. Type: Window Trim Kit Model \_\_\_\_\_.
  3. Size: \_\_\_\_\_ inches by \_\_\_\_\_ inches.
  4. Color: \_\_\_\_\_.
  5. Color: Indicated on drawings.
  6. Color: Selected from manufacturer's range of available colors.
- M. Corner Soap Dishes:
1. Swanstone Compression Molded Fixtures;
  2. Model Number \_\_\_\_\_.
  3. Color: \_\_\_\_\_.
  4. Color: Indicated on drawings.
  5. Color: Selected from manufacturer's range of available colors.
- N. Recessed Accessory Shelves:
1. Swanstone Compression Molded Fixtures;
  2. Model Number \_\_\_\_\_.
  3. Color: \_\_\_\_\_.
  4. Color: Indicated on drawings.
  5. Color: Selected from manufacturer's range of available colors.
- O. Economy Soap Dishes:
1. Swanstone Compression Molded Fixtures;
  2. Model Number \_\_\_\_\_.
  3. Color: \_\_\_\_\_.
  4. Color: Indicated on drawings.
  5. Color: Selected from manufacturer's range of available colors.
- P. Soap Dish Panels:
1. Swanstone Compression Molded Fixtures;
  2. Model Number \_\_\_\_\_.
  3. Color: \_\_\_\_\_.
  4. Color: Indicated on drawings.
  5. Color: Selected from manufacturer's range of available colors.

available colors.

**Q. Table Tops:**

1. Swanstone Solid Surfacing Material:
2. Type: Table Top Model \_\_\_\_\_.
3. Size: \_\_\_\_\_ inches by \_\_\_\_\_ inches.
4. Color: \_\_\_\_\_.
5. Color: Indicated on drawings.
6. Color: Selected from manufacturer's range of available colors.

## ACCESSORIES

- A. Supply materials for installation of products as specified in manufacturer's printed installation instructions including color matched silicon sealant and adhesives where applicable.

## FABRICATION

- A. Fabricate components in shop to the greatest extent practical to sizes and shapes indicated, in accordance with approved shop drawings.
- B. Form joints between components using manufacturer's standard joint adhesive. Joints shall be inconspicuous in appearance and without voids.
- C. Provide holes and cutouts for plumbing and bath accessories as indicated on the drawings.
- D. Rout and finish component edges to a smooth, uniform finish.
- E. All surfaces shall have a uniform finish.

- D. Adhere topmount sinks/bowls to countertops using manufacturer's recommended adhesive and color matched silicone sealant.
- E. Provide backsplashes and endsplashes as indicated on the drawings. Adhere to countertop using manufacturer's standard color matched silicone sealant.
- F. Remove adhesives, sealants and other stains upon completion of installation per manufacturer's written instructions.
- G. Protect surfaces from damage until project completion.
- H. Fabricator/Installer is to review "Care and Maintenance Procedures" including repair and cleaning instructions with the Owner upon completion of project.

## PART 3 – EXECUTION

### 3.1 PREPARATION

- A. Preparation and Fabrication: Precondition surfacing materials and surfaces to receive surfacing materials in accordance with manufacturer's printed instructions. Fabrication of seams and fixture mounting in accordance with factory fabrication manual. Work to be performed by factory trained specialists.

### 3.2 INSTALLATION

- A. Install components plumb and level in accordance with approved shop drawings and manufacturer's printed installation instructions.
- B. Form field joints using manufacturer's recommended adhesive, with joints inconspicuous in finished work.
- C. Adhere undermount sinks/bowls to countertop using manufacturer's recommended adhesive and mounting hardware.



## VERITEK® PRODUCTS SPECIFICATION AND TECHNICAL DATA

### Product

Veritek compression molded products

### Manufacturer

Swan is headquartered in St. Louis, Missouri with manufacturing in Centralia, Illinois.

### Product Composition

Veritek is a compression molded material with no surface coating to chip or crack. It's a non-porous material that will not mold or mildew.

### Product Category

Veritek is available in bathtubs, bath and shower walls, shower floors, and utility sinks and basins.

### Colors

Veritek is available in a variety of solid colors and aggregate patterns.

Solids: White, Bisque, Bone, Bright White, Pearl  
Aggregate: Tahiti Desert, Bermuda Desert, Gray Granite

### Warranties

Veritek wall panels, bathtubs, and shower floors are covered by a limited lifetime warranty for residential applications. Veritek utility sinks and basins are covered by a limited 1 year warranty for residential applications.

For commercial applications, Swan offers the following warranties:

five year Limited Warranty on bathtubs, bath and shower walls, and shower floors. One year Limited Warranty on utility sinks and basins. Complete details on these warranties are available on our website: [www.swanstone.com](http://www.swanstone.com).

### Maintenance

The Veritek finish is stain and abrasion resistant; however, the finish requires reasonable care. Clean regularly with common household liquid cleaners and a sponge or soft cloth.

For hard water stains, scale removers can be used. To protect finish, fiberglass wax or automotive paste wax can be applied. Do not use abrasive cleaners or scouring pads. Do not use "leave on" cleaning products, such as automatic spray shower cleaners. Prolonged contact with harsh chemicals could have an adverse reaction over time and discolor surfaces. Do not use cleaning agents that caution use on acrylic, polyester or plastics.

### Limitations

Veritek products are not recommended for exterior use. Follow all recommended installation procedures provided by the manufacturer.

### Finish

Natural-gloss

### Cost

Cost varies with product category. Contact your local distributor for applicable costs.

### Installation

Veritek products are shipped with complete installation manuals provided with every unit. Consult the specific product installation manual for step-by-step installation procedures. All manuals are available through Swan or your local distributor.

### Property

Impact Resistance on wall surrounds

Loads on Wall Surrounds

Izod Impact

Method A (with notch)

Method E (rev. notch)

Stain Resistance

Cigarette Resistance

Boiling Water Resistance

Chemical Resistance

High Temperature Resistance

Color Fastness Test

Thermal Conductivity

Tensile Strength

Tensile Modules

Elongation

Hardness

Bacterial Resistance

Wear and Cleanability

Flexural Strength

Flexural Modules

Thermal Expansion

Gloss (60°)

Water Absorption

Specific Gravity

FLAMMABILITY

Ignition Test

Flame Spread

### Typical Result

No cracks  
(10 lbs dropped 48" on unit)

No cracks  
25 lbs. for one minute  
repeated at 2 minute intervals

Passes

Passes

Passes

Passes

Passes

Passes

Passes  
Class I

### Test

ANSI-Z124.1.2

ANSI-Z124.1.2

ASTM D256

ANSI-Z124.1.2

ANSI-Z124.1.2

ANSI-Z124.1.2

ANSI-Z124.1.2

NEMA LD3

ASTM D2565

ASTM D3-3.08

ASTM 638

ASTM D-638

ASTM D-638

ASTM D-785

ASTM G-22

ANSI-Z124.1.2

ASTM D-790

ASTM D-638

ASTM D-696

NEMA LD3

ASTM D-570

N/A

ANSI-Z124.1.2  
ASTM E84

### Technical Services

Please call (800) 325-7008 or email us at [infomail@swanstone.com](mailto:infomail@swanstone.com). Visit our website [www.swanstone.com](http://www.swanstone.com) for details.



## HIGH-GLOSS PRODUCTS SPECIFICATION AND TECHNICAL DATA

**Product**

Swan compression-molded products

**Manufacturer**

Swan is headquartered in St. Louis, Missouri with manufacturing facilities in Centralia, Illinois.

**Product Composition**

High-Gloss is a compression-molded material with a durable baked-on industrial coating with a very high shine. It is a non-porous material that will not mold or mildew.

**Colors**

High-Gloss is only available in solid colors.

Solids: White, Bisque, Bone

**Warranties**

High-Gloss tub and shower walls are covered by a limited lifetime warranty for residential applications. Swan offers a five year Limited Warranty on tub and shower walls for commercial applications. Complete details on these warranties are available on our website, [swanstone.com](http://swanstone.com).

**Maintenance**

The High-Gloss finish is stain and abrasion resistant. The finish, however, requires reasonable care. Clean regularly with common household liquid cleaners and a sponge or soft cloth. Do not use abrasive cleaners or scouring pads. Do not use "leave on" cleaning products, such as automatic spray shower cleaners. Prolonged contact with harsh chemicals could have an adverse reaction over time and discolor surfaces.

**Application**

High-Gloss is appropriate for any interior bath and shower wall application.

**Limitations**

High-Gloss products are not recommended for exterior use. Follow all recommended installation procedures provided by the manufacturer.

**Finish**

The High-Gloss finish is a baked-on industrial coating with a very high shine (gloss reading of 85). To maintain the high shine, abrasive cleansers should not be used with these products.

**Price**

Price varies with product category. Contact your local distributor for applicable prices.

**Installation**

Swan High-Gloss products are shipped with complete installation manuals provided with every unit. Consult the specific product installation manual for step-by-step installation procedures. All manuals are available at our website, [swanstone.com](http://swanstone.com), or through Swan or your local distributor.

Property	Typical Result	Test
Impact Resistance	No cracks (10 lbs. dropped 4' on unit)	ANSI-Z124.1.2
Loads Test ANSI-Z124.1.2	No cracks  25 lbs. for 1 minute repeated at 2 minute intervals	
Izod Impact	Method A Impact Strength 1.6 Ft/LB/In Method E Impact Strength 2.1 Ft/LB/In	ASTM D256
Stain Resistance	Passes	ANSI-Z124.1.2
Cigarette Resistance	Passes	ANSI-Z124.1.2
Boiling Water Resistance	Passes	ANSI-Z124.1.2
Chemical Resistance	Passes	ANSI-Z124.1.2
Colorfastness Test	No significant change in color or surface texture after exposure	ASTM D2565
Wear and Cleanability ANSI-Z124.1.2	Passes	

**Technical Services**

Please call (800) 325-7008 or email us at [infomail@swanstone.com](mailto:infomail@swanstone.com). Visit our website [www.swanstone.com](http://www.swanstone.com) for more information.

**Alcove Walls. . . . . 72**

<i>Shower</i>	
SA-3232. . . . .	73
SA-3236. . . . .	73
SA-3448. . . . .	73
SA-38 NEO. . . . .	72

<i>Tub</i>	
BA-3060. . . . .	74

**Bathtub Deck. . . . . 63**

BD-4896. . . . .	63
------------------	----

**Bathtubs. . . . . 75**

BT-3060 L/R. . . . .	75
----------------------	----

**Kitchen Sinks. . . . . 118**

<i>Accessories</i>	
BR-DB. . . . .	156
BR-LBTB. . . . .	156
BR-LS. . . . .	156
BS-CB. . . . .	156
CB-22. . . . .	156
CB-33. . . . .	156
CB-44. . . . .	156
CB-LB. . . . .	156
DG-44. . . . .	156
QZ-22. . . . .	156
WB-22. . . . .	156
WB-DB. . . . .	156
WB-LB. . . . .	156

<i>Granite</i>	
QUAD-3322. . . . .	135
QUDB-3322. . . . .	129
QUED-3322. . . . .	130
QULD-3322. . . . .	131
QULS-3322. . . . .	132
QURC-3322. . . . .	133
QUSB-2522. . . . .	137
QUSB-3322. . . . .	136
QUSQ-3322. . . . .	134
QZAD-3322. . . . .	124
QZBS-1816. . . . .	126
QZDB-3322. . . . .	118
QZDM-1816. . . . .	138
QZED-3322. . . . .	119
QZES-3011. . . . .	127
QZLD-3322. . . . .	120
QZLS-3322. . . . .	121
QZRC-3322. . . . .	122
QZSB-2522. . . . .	128
QZSB-3322. . . . .	125
QZSQ-3322. . . . .	123

<i>Swanstone</i>	
BS-1515. . . . .	147
KSDB-2518. . . . .	144
KSDB-3322. . . . .	139
KSLB-3322. . . . .	140
KSLS-3322. . . . .	141
KSRB-18. . . . .	145
KSSB-2522. . . . .	146

KSSB-3322. . . . .	143
KSTB-4422. . . . .	142

<i>Undermount</i>	
<i>Stainless Steel</i>	
USS16-1631SB. . . . .	154
USS18-1631SB. . . . .	154
USS16-1631DB. . . . .	155
USS18-1631DB. . . . .	155

<i>Undermount Swanstone</i>	
US-1210. . . . .	153
US-1711. . . . .	151
US-2021. . . . .	150
US-2215. . . . .	149
US-3015. . . . .	148
USRB-18. . . . .	152

**Laundry Tubs. . . . . 157**

<i>Accessories</i>	
LP-MF/SF-6PK. . . . .	158
LPPF-MF/SF-6PK. . . . .	158
WM-MF1/SF-6PK. . . . .	158
WM-MF4-6PK. . . . .	160

<i>Drop-In</i>	
DIT. . . . .	162
DIT-S. . . . .	163

<i>Floor Standing</i>	
MF-1F. . . . .	158
MF-2F. . . . .	159
MF-4F. . . . .	160
PT-1. . . . .	165
SF-1F. . . . .	164
ST-1F. . . . .	161

<i>Wall Mounted</i>	
MF-1W. . . . .	158
MF-2W. . . . .	159
MF-4W. . . . .	160
SF-1W. . . . .	164
ST-1W. . . . .	161

**Materials Guide. . . . . 2**
**Mop Service Sinks. . . . . 166**

<i>Accessories</i>	
MS-1224 WG-1. . . . .	168
MS-1224 WG-2. . . . .	168
MS-1236 WG-1. . . . .	168
MS-1236 WG-2. . . . .	168
MS-2403. . . . .	168
MS-2405. . . . .	168
MS-2408. . . . .	168
MS-2410. . . . .	168
MS-2411. . . . .	168
MS-2412. . . . .	168
MS-2437. . . . .	168
MS-2480. . . . .	168

<i>Sinks</i>	
MS-2424. . . . .	166
MS-2436. . . . .	167

**Shower Floors. . . . . 86**

<i>Swanstone</i>	
SR-3260 L/R. . . . .	88
SS-34SK. . . . .	100
SS-36DTF. . . . .	89
SS-36NEO. . . . .	89
SS-38NEO. . . . .	89
SS-3232. . . . .	86
SS-3248. . . . .	86
SS-3260. . . . .	86
SS-3442. . . . .	86
SS-3448. . . . .	86
SS-3454. . . . .	87
SS-3460. . . . .	87
SS-3636. . . . .	87
SS-4236. . . . .	87
SS-4242. . . . .	87

<i>Veritek</i>	
FR-3260 L/R. . . . .	93
R-34SK. . . . .	100
R-36 DTF. . . . .	95
R-36NEO. . . . .	96
R-38NEO. . . . .	96
R-3232. . . . .	94
R-3248. . . . .	94
R-3260. . . . .	94
R-3442. . . . .	94
R-3448. . . . .	94
R-3454. . . . .	94
R-3460. . . . .	94
R-3636. . . . .	94
R-4236. . . . .	94
R-4242. . . . .	94

**Shower Walls. . . . . 4**

<i>Accessories</i>	
AS-1075. . . . .	59
CCSS-1125. . . . .	59
CM-2072. . . . .	60
CM-2096. . . . .	60
CS-1616. . . . .	59
DSP-2. . . . .	60
ES-2. . . . .	59
RS-2215. . . . .	59
SB-1248. . . . .	62
SD-36NEO. . . . .	85
SD-36NEO-C. . . . .	85
SD-38NEO. . . . .	85
SD-38NEO-C. . . . .	85
SD-A38NEO. . . . .	85
SD-A38NEO-C. . . . .	85
SD-DTF. . . . .	85
SD-DTF-C. . . . .	85
SSWTK-1. . . . .	60
SS-29. . . . .	60
SS-72. . . . .	60
SS-7211. . . . .	59
TC-105TR. . . . .	61

TC-0404TR. . . . .	61
TC-4105TR. . . . .	61
TC-6072TR. . . . .	61
TK-105. . . . .	60
TK-105-TP. . . . .	60
TK-0372. . . . .	60
TK-6072. . . . .	60

<i>Decorative Panels</i>	
DWP-3696BA-1. . . . .	52
DWP-3696BB-1. . . . .	52
DWP-3696GO-1. . . . .	52
DWP-3696PB-1. . . . .	52
DWP-3696TN-1. . . . .	52
DWP-9636WB-1. . . . .	52

<i>High-Gloss</i>	
SW-7032. . . . .	76
SW-7036. . . . .	77
SW-7060. . . . .	78
SW-NEO-DTF. . . . .	80

<i>Kits</i>	
BK-326072. . . . .	9
CCSK72-3636. . . . .	35
CCSK72-3648. . . . .	36
CCSK96-3636. . . . .	37
CCSK96-3648. . . . .	38
DK-324872. . . . .	48
DK-326072. . . . .	50
DK-344872. . . . .	49
DK-346072. . . . .	51
DK-363672. . . . .	47
MK72-3648. . . . .	10
MK96-3648. . . . .	11
MK96-3662. . . . .	12
MK96-4848. . . . .	13
MK96-48NEO. . . . .	14
SK-324872. . . . .	5
SK-326072. . . . .	7
SK-344872. . . . .	6
SK-346072. . . . .	8
SK-363672. . . . .	4
STMK72-3636. . . . .	15
STMK72-3648. . . . .	16
STMK72-3662. . . . .	17
STMK72-4848. . . . .	18
STMK72-48NEO. . . . .	19
STMK96-3636. . . . .	20
STMK96-3648. . . . .	21
STMK96-3662. . . . .	22
STMK96-4848. . . . .	23
STMK96-48NEO. . . . .	24
SQMK72-3636. . . . .	25
SQMK72-3648. . . . .	26
SQMK72-3662. . . . .	27
SQMK72-4848. . . . .	28
SQMK72-48NEO. . . . .	29
SQMK96-3636. . . . .	30
SQMK96-3648. . . . .	31
SQMK96-3662. . . . .	32
SQMK96-4848. . . . .	33
SQMK96-48NEO. . . . .	34

<i>Swanstone</i>	
CCSO-1272. . . . .	46
CCSO-1296. . . . .	46
CCSP-3672-1. . . . .	45
CCSP-3696-1. . . . .	45
CCSP-4896-1. . . . .	45
SS-3672-1. . . . .	40
SS-3672-2. . . . .	41
SS-3672-3. . . . .	42
SS-3696-1. . . . .	40
SS-3696-2. . . . .	41
SS-4896-1. . . . .	40
SS-4896-2. . . . .	41
SS-6060-1. . . . .	39
SS-6072-1. . . . .	40
SS-6296-1. . . . .	40
SSSQ-3696-1. . . . .	44
SSSQ-6296-1. . . . .	44
SSST-3696-1. . . . .	43
SSST-6296-1. . . . .	43

<i>SwanTile</i>	
TI-7236. . . . .	64
TI-7248. . . . .	65
TI-7260. . . . .	66
TI-NEO-DTF. . . . .	67

<i>Wainscoting</i>	
DWP-9636WB. . . . .	58
ECPM-96. . . . .	58
ICPM-96. . . . .	58
OCPM-96. . . . .	58
SS-3696-SK. . . . .	58
SS-4896-SK. . . . .	58
SS-30145-SK. . . . .	58

**Table Tops. . . . . 169**

<i>Accessories</i>	
TL-18. . . . .	174
TL-22. . . . .	174
TL-30. . . . .	174

<i>Rectangular</i>	
TT-2024. . . . .	171
TT-2124. . . . .	171
TT-2424. . . . .	171
TT-2430. . . . .	171
TT-2442. . . . .	171

<i>Square</i>	
TT-3030. . . . .	172
TT-3636. . . . .	172
TT-4242. . . . .	172

<i>Round</i>	
RT-24. . . . .	170
RT-30. . . . .	170
RT-36. . . . .	170
RT-42. . . . .	170
RT-48. . . . .	170

*(continued on next page)*

(continued)

<b>Wall-Mount</b>	<b>Universal Design . . . . . 90</b>	<b>Undermount</b>	
TB-2430 . . . . . 173	<b>Accessories</b>	UC-1913 . . . . . 114	CV-2243 . . . . . 105
TB-2442 . . . . . 173	BF-2300R/L . . . . . 101	UL-1613 . . . . . 113	CV-2249 . . . . . 105
	BF-2448 . . . . . 101	UL-1913 . . . . . 113	EV1B2225 . . . . . 104
<b>Technical Data . . . . . 175</b>	BF-5024 . . . . . 101		EV1B2231 . . . . . 104
<b>Tub Walls . . . . . 53</b>	BF-5048 . . . . . 101	<b>Vanity Tops . . . . . 104</b>	EV1B2237 . . . . . 104
<b>Accessories</b>	BF-5072 . . . . . 101	<b>Accessories</b>	EV1B2243 . . . . . 104
WK-1001 . . . . . 85	BF-6000 . . . . . 101	CHVTSS . . . . . 115	EV1B2249 . . . . . 104
WK-1009 . . . . . 85	BF-FT . . . . . 101	EVTSS . . . . . 115	EV1B2255 . . . . . 104
WTK-1 . . . . . 85	GB-0014 . . . . . 101	VT18-3SS . . . . . 115	EV1B2261 . . . . . 104
	GB-1432 . . . . . 101	VT19-SS . . . . . 115	VT1B1719 . . . . . 108
	VTS-50ADA . . . . . 115	VT21-3SS . . . . . 115	VT1B1925 . . . . . 108
	VTS-74ADA . . . . . 115	VT22SA . . . . . 115	VT1B1931 . . . . . 108
<b>Swan High Gloss</b>		VT22-SS . . . . . 115	VT1B1937 . . . . . 108
HA-58 . . . . . 83	<b>Swanstone</b>	VT37FA . . . . . 115	VT1B2225 . . . . . 109
RM-58 . . . . . 81	BF-1260 . . . . . 90	VT55FA . . . . . 115	VT1B2231 . . . . . 109
TW-32 . . . . . 82	SBF-3060 L/R . . . . . 90	VT1B2261FA . . . . . 115	VT1B2237 . . . . . 109
WW-6000 . . . . . 84	SBF-3464 . . . . . 91	VTS-50ADA . . . . . 115	VT1B2243 . . . . . 109
	ULAD-1913 . . . . . 114	VTS-74ADA . . . . . 115	VT1B2249 . . . . . 109
<b>Swanstone</b>	STS-3738 . . . . . 92		VT1B2255 . . . . . 109
SS-60-3 . . . . . 55	<b>Veritek</b>	<b>Tops</b>	VT1B2261 . . . . . 109
SS-60-5 . . . . . 56	FBF-1260 . . . . . 97	CH1B2225 . . . . . 106	VT2B2261 . . . . . 110
SS-72-3 . . . . . 54	FBF-3060L/R . . . . . 97	CH1B2231 . . . . . 106	
SSIT-60-3 . . . . . 53	FBF-3464 . . . . . 98	CH1B2237 . . . . . 106	
SSWP-4872 . . . . . 57	FTS-3738 . . . . . 99	CH1B2243 . . . . . 106	
<b>Veritek</b>	SWAD-7038 . . . . . 79	CH1B2249 . . . . . 106	
GN-58 . . . . . 68		CH1B2255 . . . . . 106	
TF-57 . . . . . 69	<b>Vanity Bowls . . . . . 111</b>	CH1B2261 . . . . . 106	
TI-3 . . . . . 70	<b>Swanstone</b>	CH2B2261 . . . . . 107	
TI-5 . . . . . 71	TRI-1815HL . . . . . 112	CH2B2273 . . . . . 107	
TI-33 . . . . . 70	TRI-1815IS . . . . . 112	CV-2225 . . . . . 105	
TI-55 . . . . . 71	WB-2218 . . . . . 111	CV-2231 . . . . . 105	
		CV-2237 . . . . . 105	



## LIMITED WARRANTY FOR RESIDENTIAL APPLICATIONS

If a Swanstone product covered by this warranty is found to be defective in materials or workmanship, after inspection by an authorized Swan representative, we will repair, or at our option, exchange the product for a similar model. This warranty extends for a designated period of time, so long as it remains in use in its original place of installation.

This warranty covers only products installed in accordance with Swan's installation instructions, used as recommended, and not damaged due to misuse, abuse or improper installation. Gloss reduction and scratching of the finish over time due to use, cleaning practices or water or atmospheric conditions are not manufacturing defects but are indicative of normal wear and tear. It does not apply to any seams or changes made to the product by professional tradesmen or fabricators.

The warranty applies only to the original purchaser and installation of these products in residential applications. It does not apply to commercial applications.

Swan's option to repair or exchange products under this warranty does not cover any labor or other costs of removal or installations, nor shall Swan be responsible for any other incidental or consequential damages attributable to a product defect or to the repair or exchange of a defective product.

### Limited Lifetime Warranty

SWANSTONE KITCHEN SINKS  
GRANITE KITCHEN SINKS  
STAINLESS STEEL KITCHEN SINKS  
SWANSTONE VANITY TOPS AND BOWLS  
SWANSTONE WALL PANELS, TRIM KITS & ACCESSORIES  
SWANSTONE SHOWER FLOORS  
SWANSTONE WAINSCOTING  
VERITEK TUB AND SHOWER WALLS  
VERITEK SHOWER FLOORS  
VERITEK BATHTUBS  
VERITEK ALCOVE WALLS  
HIGH-GLOSS TUB AND SHOWER WALLS  
SWANSTONE TABLE TOPS  
SWANSTONE VANITY TOP BLANKS

### 10-Year Limited Warranty

SWANSTONE COUNTERTOPS

### 1-Year Limited Warranty

LAUNDRY TUBS AND MOP SINKS

## LIMITED WARRANTY FOR COMMERCIAL APPLICATIONS

If a Swanstone product covered by this warranty is found to be defective in materials or workmanship, after inspection by an authorized Swan representative, we will repair, or at our option, exchange the product for a similar model. This warranty extends for a designated period of time, so long as it remains in use in its original place of installation.

This warranty covers only products installed in accordance with Swan's installation instructions, used as recommended, and not damaged due to misuse, abuse or improper installation. Gloss reduction and scratching of the finish over time due to use, cleaning practices or water or atmospheric conditions are not manufacturing defects but are indicative of normal wear and tear. It does not apply to any seams or changes made to the product by professional tradesmen or fabricators.

The warranty applies only to the original purchaser and installation of these products in commercial applications.

Swan's option to repair or exchange products under this warranty does not cover any labor or other costs of removal or installations, nor shall Swan be responsible for any other incidental or consequential damages attributable to a product defect or to the repair or exchange of a defective product.

### 25-Year Limited Warranty

SWANSTONE VANITY TOPS AND BOWLS  
SWANSTONE TUB AND SHOWER WALL PANELS,  
TRIM KITS AND ACCESSORIES  
SWANSTONE WAINSCOTING  
SWANSTONE VANITY TOP BLANKS

### 10-Year Limited Warranty

SWANSTONE KITCHEN SINKS  
GRANITE KITCHEN SINKS  
STAINLESS STEEL KITCHEN SINKS  
SWANSTONE SHOWER FLOORS  
SWANSTONE TABLE TOPS  
SWANSTONE COUNTERTOPS

### 5-Year Limited Warranty

VERITEK TUB AND SHOWER WALLS  
VERITEK SHOWER FLOORS  
VERITEK BATHTUBS  
VERITEK ALCOVE WALLS  
HIGH-GLOSS TUB AND SHOWER WALLS

### 1-Year Limited Warranty

LAUNDRY TUBS AND MOP SINKS




## Swanstone Colors


Not all products available in all colors. Color representation not exact. Please view actual product or color sample.

♻️ - Indicates materials that are recycled and eco-friendly.


\*Available for kitchen sinks only.



## Crystal Colors




## Veritek® Colors




## Swan High-Gloss Colors



## Granite Colors







Swan