

DESCRIPTION

- Brass construction with chrome plated finish
- 1/2" IPS connections
- 8" widespread

OPERATION

- Wristblade handles with hot and cold color indicators
- 1/4 turn to open (clockwise to close)
- Vandal resistant torx head screws

FLOW


- Aerator is limited to 2.2gpm max (8.34 min)
- Optional kit included with faucet - 2.0 gpm plain end laminar outlet with flow control device in spout

CARTRIDGE

- Brass shell, ceramic disc cartridge
- Nonmetallic/nonferrous and ceramic material

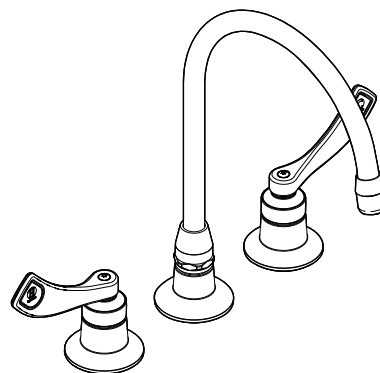
STANDARDS

- Third party certified to meet CSA B125.1, ASME A112.18.1, ANSI A117.1, and all applicable specifications referenced therein
- Certified to ANSI/NSF 61/9
- Contains no more than 0.25% weighted average lead content
- Complies with California Proposition 65 and with the Federal Safe Drinking Water Act

- **ADA**  for lever handles

WARRANTY

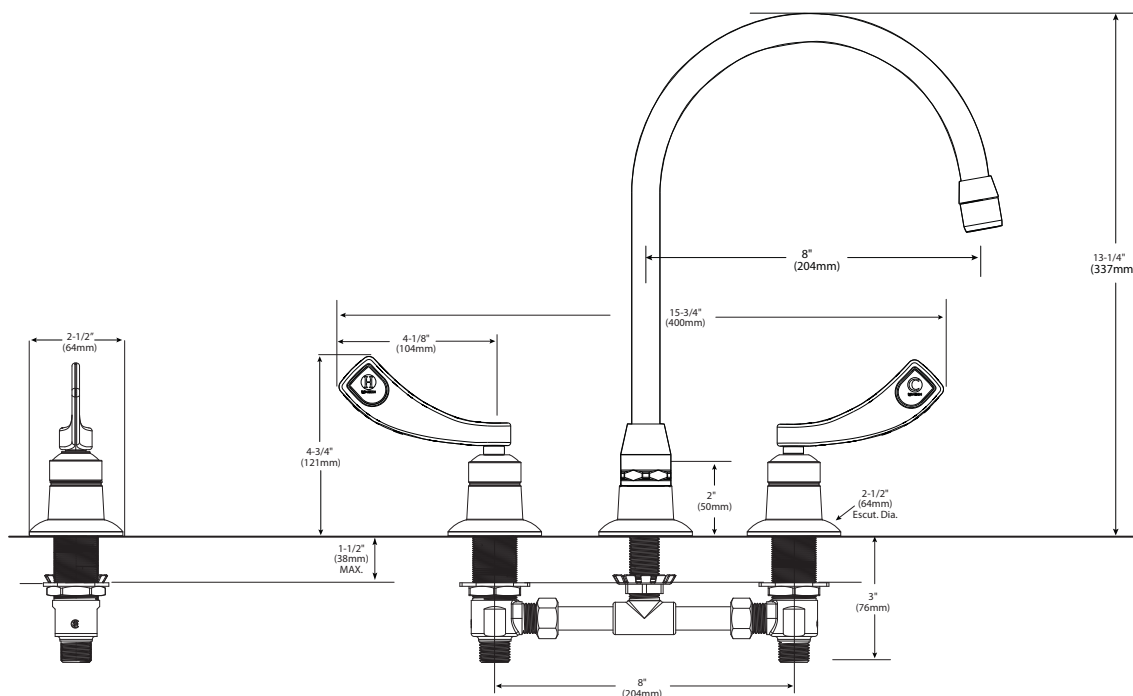
- Warranted for 5 years against material or manufacturing defects



Two-Handle Lavatory Faucet with Spout

Model: 8225

NOTE: Designed to be installed through 3 holes - 1" min. dia.



CRITICAL DIMENSIONS

(DO NOT SCALE)