



**Schedule 40 Fittings & Accessories
PVC White Schedule 40 Pipe**

Part Number	Size	Std Pk	Mstr Ctn	Disc Code	Price Each
-------------	------	--------	----------	-----------	------------

Schedule 40 Pipe Plain End
20' Lengths, Price Per Foot



List Price Per Foot

PD-400-005	1/2	20	0	947	1.12
PD-400-007	3/4	20	0	947	1.37
PD-400-010	1	20	0	947	2.18
PD-400-012	1-1/4	20	0	947	2.90
PD-400-015	1-1/2	20	0	947	3.29
PD-400-020	2	20	0	947	4.52
PD-400-025	2-1/2	20	0	947	7.62
PD-400-030	3	20	0	947	8.90
PD-400-040	4	20	0	947	12.46
PD-400-060	6	20	0	947	22.53
PD-400-080	8	20	0	947	39.95
PD-400-100	10	20	0	947	54.37
PD-400-120	12	20	0	947	78.75
PD-400-140	14	20	0	947	99.58
PD-400-160	16	20	0	947	105.07

Schedule 40 Fittings & Accessories
PVC Schedule 40 Fittings



Part Number	Size	Std Pk	Mstr Ctn	Disc Code	Price Each
-------------	------	--------	----------	-----------	------------

Tee Soc



401-003	3/8	50	400	040	2.48
401-005	1/2	50	300	040	.80
401-007	3/4	50	0	040	.92
401-010	1	50	0	040	1.72
401-012	1-1/4	25	0	040	2.68
401-015	1-1/2	25	0	040	3.26
401-020	2	25	0	040	4.75
401-025	2-1/2	10	0	040	15.67
401-030	3	10	0	040	20.59
401-040	4	6	0	040	37.25
401-050	5	5	0	040	89.96
401-060	6	4	0	040	125.37
401-080	8	2	0	040	290.76
401-100	10	1	0	041	963.41
401-100F	10	1	0	047	712.86
401-120	12	1	0	041	1423.49
401-120F	12	1	0	047	1004.45
401-140F	14	1	0	047	1564.14
401-160F	16	1	0	047	2264.16
401-180F	18	1	0	047	2750.32
401-200F	20	1	0	047	3351.79
401-240F	24	1	0	047	4556.13

Tee Soc x Fipt



402-003	3/8	50	200	040	2.51
402-005	1/2	50	300	040	1.06
402-007	3/4	50	0	040	1.64
402-010	1	50	0	040	3.04
402-012	1-1/4	25	0	040	4.85
402-015	1-1/2	25	0	040	6.31
402-020	2	10	0	040	8.00
402-025	2-1/2	10	0	040	24.32
402-030	3	10	0	040	30.99
402-040	4	6	0	040	47.37

Tee Soc x Mipt



402B-010	1	50	0	040	3.46
----------	---	----	---	-----	------

Tee Soc x Fipt x Soc



403-007	3/4	50	0	040	1.80
---------	-----	----	---	-----	------

Special Reinforced Tee Soc x SR Fipt - Stainless Steel Collar



402-005SR	1/2	25	200	046	8.06
402-012SR	1-1/4	25	0	046	15.85

Tee Fipt



405-005	1/2	50	0	040	2.94
405-007	3/4	50	0	040	4.61
405-010	1	50	0	040	6.38
405-012	1-1/4	25	0	040	8.83
405-015	1-1/2	25	0	040	9.11
405-020	2	10	0	040	12.06

Part Number	Size	Std Pk	Mstr Ctn	Disc Code	Price Each
-------------	------	--------	----------	-----------	------------

Tee (continued) Fipt

405-025 ¹	2-1/2	5	0	040	42.94
----------------------	-------	---	---	-----	-------

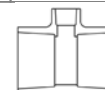
¹Outlet sized with Bushing

Street Tee Spig x Soc x Soc



444-005	1/2	25	200	040	4.14
444-007	3/4	15	120	040	5.52
444-010	1	15	0	040	7.13
444-012	1-1/4	10	0	040	11.46
444-015	1-1/2	10	0	040	15.83
444-020	2	10	0	040	27.54

Reducing Tee Soc



401-053	3/8X1/2	50	0	040	2.20
401-074	1/2X3/4	50	0	040	1.71
401-075	1/2X1	50	0	040	3.17
401-094	3/4X1/2X1/2	50	0	040	1.55
401-095	3/4X1/2X3/4	50	0	040	1.55
401-101	3/4X1/2	50	0	040	1.06
D401-101	3/4X1/2	50	0	040	1.47
401-102	3/4X1	50	0	040	3.04
401-122	1X1/2X1	50	0	040	3.04
401-124	1X3/4X1/2	50	0	040	3.04
401-125	1X3/4X3/4	50	0	040	3.04
401-126	1X3/4X1	50	0	040	3.04
401-130	1X1/2	50	0	040	1.81
D401-130	1X1/2	50	0	040	2.96
401-131	1X3/4	50	0	040	1.98
401-132	1X1-1/4	25	0	040	4.07
401-133	1X1-1/2	25	0	040	5.26
401-134	1X2	25	0	040	7.39
401-156	1-1/4X1X1/2	25	0	040	4.15
401-157	1-1/4X1X3/4	25	0	040	4.15
401-158	1-1/4X1X1	25	0	040	4.15
401-166	1-1/4X1/2	25	0	040	2.95
D401-166	1-1/4X1/2	25	0	040	2.95
401-167	1-1/4X3/4	25	0	040	2.95
401-168	1-1/4X1	25	0	040	2.95
401-169	1-1/4X1-1/2	25	0	040	5.39
401-170	1-1/4X2	25	0	040	7.39
401-199	1-1/2X1-1/4X1/2	25	0	040	5.17
401-201	1-1/2X1-1/4X3/4	25	0	040	5.17
401-202	1-1/2X1-1/4X1	25	0	040	5.17
401-209	1-1/2X1/2	25	0	040	5.17
D401-209	1-1/2X1/2	25	0	040	5.31
401-210	1-1/2X3/4	25	0	040	5.17
401-211	1-1/2X1	25	0	040	5.17
401-212	1-1/2X1-1/4	25	0	040	5.17
401-213	1-1/2X2	25	0	040	7.39
401-214	1-1/2X2-1/2	25	0	040	16.28
401-233	2X1X2	10	0	040	7.39
401-238	2X1-1/2X3/4	10	0	040	7.39
401-239	2X1-1/2X1	10	0	040	7.39
401-241	2X1-1/2X1-1/2	10	0	040	7.39
401-247	2X1/2	10	0	040	5.08
D401-247	2X1/2	10	0	040	7.39
401-248	2X3/4	10	0	040	5.08
401-249	2X1	10	0	040	5.08
401-250	2X1-1/4	10	0	040	5.08
401-251	2X1-1/2	10	0	040	5.08
401-253 ¹	2X3	10	0	040	34.19
401-254 ¹	2X4	6	0	040	67.67



Schedule 40 Fittings & Accessories
PVC Schedule 40 Fittings

Part Number	Size	Std Pk	Mstr Ctn	Disc Code	Price Each
Reducing Tee (continued)					
Soc					
401-287	2-1/2X1/2	10	0	040	15.63
401-288	2-1/2X3/4	10	0	040	15.63
401-289	2-1/2X1	10	0	040	15.63
401-290	2-1/2X1-1/4	10	0	040	15.63
401-291	2-1/2X1-1/2	10	0	040	15.63
401-292	2-1/2X2	10	0	040	15.63
401-293 ¹	2-1/2X3	10	0	040	34.93
401-294 ¹	2-1/2X4	6	0	040	67.67
401-333	3X1/2	10	0	040	22.40
401-334	3X3/4	10	0	040	22.40
401-335	3X1	10	0	040	22.40
401-336	3X1-1/4	10	0	040	22.40
401-337	3X1-1/2	10	0	040	22.40
401-338	3X2	6	0	040	22.36
401-339	3X2-1/2	6	0	040	27.97
401-342	3X4	6	0	040	38.48
401-344 ¹	3X6	4	0	040	200.62
401-415 ¹	4X1/2	6	0	040	38.69
401-416	4X3/4	6	0	040	37.25
401-417	4X1	6	0	040	37.25
401-418	4X1-1/4	10	0	040	37.25
401-419	4X1-1/2	10	0	040	37.25
401-420	4X2	10	0	040	37.25
401-421 ¹	4X2-1/2	6	0	040	43.17
401-422	4X3	6	0	040	37.25
401-426 ¹	4X6	4	0	040	200.62
401-428 ¹	4X8	2	0	040	553.74
401-486 ¹	5X2	5	0	040	87.34
401-487 ¹	5X2-1/2	4	0	040	96.09
401-488	5X3	4	0	040	87.34
401-490	5X4	3	0	040	87.34
401-492 ¹	5X6	4	0	040	204.87
401-494 ¹	5X8	1	2	040	704.86
401-526 ¹	6X1-1/4	4	0	040	128.23
401-527 ¹	6X1-1/2	5	0	040	128.23
401-528	6X2	3	0	040	125.37
401-529 ¹	6X2-1/2	5	0	040	134.88
401-530	6X3	5	0	040	125.37
401-532	6X4	2	0	040	125.37
401-533 ¹	6X5	4	0	040	166.41
401-535 ¹	6X8	2	0	040	553.74
401-537 ¹	6X10	1	0	041	1589.98
401-578 ¹	8X2	2	0	040	303.64
401-579 ¹	8X2-1/2	4	0	040	303.64
401-580	8X3	1	0	040	290.76
401-582	8X4	2	0	040	290.76
401-583 ¹	8X5	2	0	040	335.16
401-585	8X6	2	0	040	290.76
401-589 ¹	8X10	1	0	041	1589.98
401-621 ¹	10X2	1	0	041	863.35
401-621F	10X2	1	0	047	566.63
401-622F	10X2-1/2	1	2	047	597.93
401-623 ¹	10X3	1	0	041	863.35
401-623F	10X3	1	0	047	607.77
401-624 ¹	10X4	1	0	041	863.35
401-624F	10X4	1	0	047	629.60
401-625 ¹	10X5	1	0	041	863.35
401-625F	10X5	1	0	047	738.67
401-626	10X6	1	0	041	825.62
401-626F	10X6	1	0	047	711.99
401-628 ¹	10X8	1	0	041	1057.06
401-628F	10X8	1	0	047	798.78
401-632 ¹	10X12	1	0	041	1759.45
401-634F	10X14	1	0	047	1804.71
401-636F	10X16	1	0	047	2247.38

Part Number	Size	Std Pk	Mstr Ctn	Disc Code	Price Each
Reducing Tee (continued)					
Soc					
401-661F	12X2	1	0	047	732.69
401-662F	12X2-1/2	1	0	047	773.08
401-663F	12X3	1	0	047	789.23
401-664 ¹	12X4	1	0	041	1351.39
401-664F	12X4	1	0	047	837.26
401-665F	12X5	1	0	047	993.12
401-666 ¹	12X6	1	0	041	1351.39
401-666F	12X6	1	0	047	890.59
401-668	12X8	1	0	041	1192.86
401-668F	12X8	1	0	047	991.93
401-670 ¹	12X10	1	0	041	1858.69
401-670F	12X10	1	0	047	1102.17
401-674F	12X14	1	0	047	2083.20
401-676F	12X16	1	0	047	2515.47
401-678F	12X18	1	0	047	4467.56
401-691F	14X2	1	0	047	918.09
401-693F	14X3	1	0	047	1000.22
401-694F	14X4	1	0	047	1063.72
401-695F	14X5	1	0	047	1110.13
401-696F	14X6	1	0	047	1127.21
401-698F	14X8	1	0	047	1187.92
401-700F	14X10	1	0	047	1390.32
401-702F	14X12	1	0	047	1579.24
401-706F	14X16	1	0	047	3051.73
401-751F	16X2	1	0	047	1020.12
401-753F	16X3	1	0	047	1075.91
401-754F	16X4	1	0	047	1141.00
401-756F	16X6	1	0	047	1216.69
401-758F	16X8	1	0	047	1337.32
401-760F	16X10	1	0	047	1457.80
401-762F	16X12	1	0	047	1698.32
401-764F	16X14	1	0	047	2030.45
401-768F	16X18	1	0	047	4545.36
401-781F	18X2	1	0	047	1133.67
401-783F	18X3	1	0	047	1162.85
401-784F	18X4	1	0	047	1176.16
401-786F	18X6	1	0	047	1348.82
401-788F	18X8	1	0	047	1479.98
401-790F	18X10	1	0	047	1759.27
401-792F	18X12	1	0	047	1824.32
401-794F	18X14	1	0	047	2406.14
401-796F	18X16	1	0	047	2762.14
401-811F	20X2	1	0	047	1435.19
401-813F	20X3	1	0	047	1462.59
401-814F	20X4	1	0	047	1484.69
401-816F	20X6	1	0	047	1508.23
401-818F	20X8	1	0	047	1568.46
401-820F	20X10	1	0	047	1943.21
401-822F	20X12	1	0	047	2115.47
401-824F	20X14	1	0	047	2673.49
401-826F	20X16	1	0	047	3156.02
401-828F	20X18	1	0	047	3507.78
401-901F	24X2	1	0	047	2372.20
401-903F	24X3	1	0	047	2467.92
401-904F	24X4	1	0	047	2953.34
401-906F	24X6	1	0	047	3033.57
401-908F	24X8	1	0	047	3167.79
401-910F	24X10	1	0	047	3237.25
401-912F	24X12	1	0	047	3328.96
401-914F	24X14	1	0	047	3573.79
401-916F	24X16	1	0	047	3754.69
401-918F	24X18	1	0	047	4102.93
401-920F	24X20	1	0	047	4406.42

¹Outlet sized with Bushing

Schedule 40 Fittings & Accessories
PVC Schedule 40 Fittings



Part Number	Size	Std Pk	Mstr Ctn	Disc Code	Price Each
-------------	------	--------	----------	-----------	------------

Reducing Tee
Soc x Fipt



402-071	1/2X1/8	50	300	040	2.28
402-072	1/2X1/4	50	200	040	2.28
402-074	1/2X3/4	50	0	040	2.28
402-094	3/4X1/2X1/2	50	0	040	1.60
402-095	3/4X1/2X3/4	50	0	040	1.60
402-097	3/4X1/8	50	0	040	9.92
402-101	3/4X1/2	50	0	040	1.41
402-124	1X3/4X1/2	50	0	040	3.04
402-125	1X3/4X3/4	50	0	040	3.04
402-130	1X1/2	50	0	040	2.13
402-131	1X3/4	50	0	040	3.04
402-156	1-1/4X1X1/2	25	0	040	4.85
402-157	1-1/4X1X3/4	25	0	040	4.85
402-158	1-1/4X1X1	25	0	040	4.85
402-166	1-1/4X1/2	25	0	040	5.08
402-167	1-1/4X3/4	25	0	040	5.08
402-168	1-1/4X1	25	0	040	5.08
402-199	1-1/2X1-1/4X1/2	25	0	040	6.31
402-201	1-1/2X1-1/4X3/4	25	0	040	6.31
402-202	1-1/2X1-1/4X1	25	0	040	6.31
402-209	1-1/2X1/2	25	0	040	6.31
402-210	1-1/2X3/4	25	0	040	6.31
402-211	1-1/2X1	25	0	040	6.31
402-212	1-1/2X1-1/4	25	0	040	6.31
402-238	2X1-1/2X3/4	10	0	040	7.94
402-239	2X1-1/2X1	10	0	040	7.94
402-247	2X1/2	10	0	040	7.94
402-248	2X3/4	10	0	040	7.94
402-249	2X1	10	0	040	7.94
402-250	2X1-1/4	10	0	040	7.94
402-251	2X1-1/2	10	0	040	7.94
402-287	2-1/2X1/2	10	0	040	17.18
402-288	2-1/2X3/4	10	0	040	17.18
402-289	2-1/2X1	10	0	040	17.18
402-290	2-1/2X1-1/4	10	0	040	17.18
402-291	2-1/2X1-1/2	10	0	040	17.18
402-292	2-1/2X2	10	0	040	17.18
402-333	3X1/2	10	0	040	24.54
402-334	3X3/4	10	0	040	24.54
402-335	3X1	10	0	040	24.54
402-336	3X1-1/4	10	0	040	24.54
402-337	3X1-1/2	10	0	040	24.54
402-338	3X2	6	0	040	24.54
402-417	4X1	6	0	040	41.01
402-419	4X1-1/2	10	0	040	41.01
402-420	4X2	10	0	040	41.01
402-422	4X3	6	0	040	41.01
402-490	5X4	3	0	040	107.13
402-525 ¹	6X1	3	0	040	139.00
402-528	6X2	3	0	040	139.00
402-530	6X3	5	0	040	139.00
402-532	6X4	2	0	040	139.00
402-578 ¹	8X2	3	0	040	300.60
402-580 ¹	8X3	2	0	040	300.60
402-582 ¹	8X4	2	0	040	300.60
402-621F	10X2	1	0	047	584.85
402-622F	10X2-1/2	1	0	047	588.97
402-623F	10X3	1	0	047	625.91
402-624F	10X4	1	0	047	678.69
402-661F	12X2	1	0	047	750.88
402-663F	12X3	1	0	047	809.00
402-664F	12X4	1	0	047	875.84

¹Outlet-sized with Bushing

Part Number	Size	Std Pk	Mstr Ctn	Disc Code	Price Each
-------------	------	--------	----------	-----------	------------

Reducing Tee
Soc x Fipt x Soc



403-095	3/4X1/2X3/4	50	0	040	4.31
---------	-------------	----	---	-----	------

Special Reinforced Reducing Tee
Soc x SR Fipt - Stainless Steel Collar



402-072SR	1/2X1/4	25	150	046	8.06
402-098SR	3/4X1/4	25	100	046	10.47
402-101SR	3/4X1/2	50	0	046	10.47
402-166SR	1-1/4X1/2	15	0	046	17.52
402-168SR	1-1/4X1	10	0	046	17.87
402-212SR	1-1/2X1-1/4	10	0	046	19.35
402-287SR	2-1/2X1/2	10	0	046	23.55
402-288SR	2-1/2X3/4	10	0	046	24.88
402-289SR	2-1/2X1	10	0	046	25.13
402-290SR	2-1/2X1-1/4	10	0	046	24.74
402-291SR	2-1/2X1-1/2	10	0	046	25.72
402-292SR	2-1/2X2	10	0	046	25.93
402-333SR	3X1/2	10	0	046	31.40
402-334SR	3X3/4	10	0	046	31.40
402-335SR	3X1	10	0	046	32.03
402-336SR	3X1-1/4	10	0	046	32.78
402-337SR	3X1-1/2	10	0	046	32.49
402-338SR	3X2	6	0	046	34.42
402-417SR	4X1	6	0	046	41.59
402-419SR	4X1-1/2	10	0	046	45.68
402-420SR	4X2	10	0	046	47.17
402-422SR	4X3	6	0	046	74.11

Special Reinforced Reducing Tee
Soc x SR Fipt-Stainless Steel Collar x Soc



403-095SR	3/4X1/2X3/4	50	0	046	2.73
-----------	-------------	----	---	-----	------

Manifold Tee
Spig x Soc x Mipt



476-010	1	20	0	020	5.98
---------	---	----	---	-----	------

Manifold Tee
Spig x Soc x Fipt



477-010	1	25	0	020	5.98
---------	---	----	---	-----	------

O-ring Sealed Manifold Tee
O-ring Sealed MIPT x Fipt x MIPT



EPDM O-ring Seal on Tee run

451A-010	1	50	0	019	4.49
----------	---	----	---	-----	------

O-ring end MIPT is designed to assemble to corresponding Manifold Tee FIPT Only. Multiple Mainifold Tee-to-Manifold Tee assemblies can be made with NO Thread Sealant required. Branch MIPT and Terminal MIPT in manifold assembly can be joined without O-ring to standard FIPT using thread sealant.

Transition Tee for P.E. Hose Laterals
Soc x Insert (.580 I.D.)



1102-007	3/4	50	0	040	3.22
1102-130	1X1/2	200	0	040	3.61
1102-248	2X2X3/4	10	0	040	5.08
1102-250	2X1-1/4	10	0	040	5.08



Schedule 40 Fittings & Accessories
PVC Schedule 40 Fittings

Part Number	Size	Std Pk	Mstr Ctn	Disc Code	Price Each
-------------	------	--------	----------	-----------	------------

90° EII Soc



406-003	3/8	50	600	040	3.23
406-005	1/2	50	400	040	.64
406-007	3/4	50	300	040	.72
406-010	1	50	0	040	1.29
406-012	1-1/4	25	0	040	2.28
406-015	1-1/2	25	0	040	2.46
406-020	2	25	0	040	3.85
406-025	2-1/2	10	0	040	11.73
406-030	3	10	0	040	14.03
406-040	4	8	0	040	25.09
406-045F	4-1/2	1	5	047	178.54
406-050	5	4	0	040	64.84
406-060	6	4	0	040	79.80
406-080	8	2	0	040	205.47
406-100	10	1	0	041	773.92
406-100F	10	1	0	047	412.87
406-120	12	1	0	041	1037.97
406-120F	12	1	0	047	674.80
406-140F	14	1	0	047	972.61
406-160F	16	1	0	047	1391.76
406-180F	18	1	0	047	1494.04
406-200F	20	1	0	047	2260.04
406-240F	24	1	0	047	3386.87

90° EII Soc x Fipt



407-005	1/2	50	400	040	.80
407-007	3/4	50	300	040	.92
407-010	1	50	0	040	1.72
407-012	1-1/4	25	0	040	2.87
407-015	1-1/2	25	0	040	3.19
407-020	2	10	0	040	8.24
407-025	2-1/2	10	0	040	20.37
407-030	3	8	0	040	30.54
407-040	4	8	0	040	46.29

Special Reinforced 90° EII & Reducing 90° EII Soc x SR Fipt - Stainless Steel Collar



407-005SR	1/2	50	400	046	7.15
407-007SR	3/4	75	0	046	9.18
407-010SR	1	50	0	046	9.28
407-012SR	1-1/4	25	0	046	11.22
407-131SR	1X3/4	50	0	046	3.94
407-168SR ¹	1-1/4X1	25	0	046	15.55
407-249SR	2X1	10	0	046	17.68
407-251SR	2X1-1/2	10	0	046	18.65

Sized with SR Adapter

90° EII Fipt



408-005	1/2	50	400	040	1.55
408-007	3/4	50	0	040	2.29
408-010	1	50	0	040	4.91
408-012	1-1/4	25	0	040	5.25
408-015	1-1/2	25	0	040	6.64
408-020	2	10	0	040	10.07

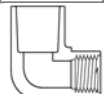
Part Number	Size	Std Pk	Mstr Ctn	Disc Code	Price Each
-------------	------	--------	----------	-----------	------------

Reducing 90° EII Soc



406-053	3/8X1/2	50	0	040	1.88
406-101	3/4X1/2	50	0	040	1.29
D406-101	3/4X1/2	50	0	040	1.57
406-130	1X1/2	50	0	040	1.93
D406-130	1X1/2	50	0	040	2.76
406-131	1X3/4	50	0	040	2.29
406-166	1-1/4X1/2	25	0	040	3.67
D406-166	1-1/4X1/2	25	0	040	4.21
406-167	1-1/4X3/4	25	0	040	3.67
406-168	1-1/4X1	25	0	040	3.67
406-209	1-1/2X1/2	25	0	040	5.80
406-211	1-1/2X1	25	0	040	5.80
406-212	1-1/2X1-1/4	25	0	040	5.80
406-249	2X1	10	0	040	7.15
406-250	2X1-1/4	10	0	040	7.15
406-251	2X1-1/2	10	0	040	9.89
406-251N	2X1-1/2	10	0	015	9.89
406-292	2-1/2X2	10	0	040	11.59
406-292N	2-1/2X2 (2-1/2 Spigot)	10	0	040	11.59

Reducing 90° EII Soc x Fipt



407-053	3/8X1/2	50	600	040	2.20
407-074	1/2X3/4	50	0	040	1.72
407-101	3/4X1/2	50	300	040	.95
407-130	1X1/2	50	0	040	2.64
407-131	1X3/4	50	0	040	2.64
407-168	1-1/4X1	25	0	040	3.85
407-211	1-1/2X1	25	0	040	6.39
407-212	1-1/2X1-1/4	20	0	040	6.65
407-249	2X1	10	0	040	11.06
407-250	2X1-1/4	10	0	040	11.06
407-251	2X1-1/2	10	0	040	11.06

90° Sweep EII Soc



406-005S	1/2	25	300	040	4.92
406-007S	3/4	25	100	040	5.63
406-010S	1	25	0	040	9.22
406-012S	1-1/4	25	0	040	12.16
406-015S	1-1/2	25	0	040	13.14
406-020S	2	25	0	040	15.84
406-025S	2-1/2	20	0	040	18.53

Long Sweep 90° EII Soc



406-025LSF	2-1/2	1	7	047	53.27
406-030LSF	3	1	5	047	75.03
406-040LSF	4	1	4	047	97.68
406-060LSF	6	1	2	047	151.04
406-080LSF	8	1	0	047	300.71

90° Street EII Spig x Soc



409-005	1/2	50	400	040	1.81
409-007	3/4	50	0	040	2.23
409-010	1	50	0	040	3.85
409-012	1-1/4	25	0	040	4.61

Schedule 40 Fittings & Accessories
PVC Schedule 40 Fittings



Part Number	Size	Std Pk	Mstr Ctn	Disc Code	Price Each
-------------	------	--------	----------	-----------	------------

90° Street EII (continued)

Spig x Soc

409-015	1-1/2	25	0	040	5.08
409-020	2	10	0	040	9.81
409-025	2-1/2	10	0	040	17.59
409-030	3	5	0	040	21.72
409-040	4	6	0	040	40.39
409-050	5	2	0	040	96.62
409-060	6	2	0	040	122.09
409-080	8	2	0	040	312.31
409-100	10	1	0	041	1153.13
409-120	12	1	0	041	1276.99
409-140F	14	1	0	047	1343.31
409-160F	16	1	0	047	1411.15
409-180F	18	1	0	047	1765.28
409-200F	20	1	0	047	2510.82
409-240F	24	1	0	047	3882.56

90° Street EII

Mipt x Soc



410-005	1/2	50	750	040	1.41
410-007	3/4	50	0	040	1.64
410-010	1	50	0	040	2.76
410-012	1-1/4	25	0	040	3.85
410-015	1-1/2	25	0	040	4.03
410-020	2	10	0	040	9.91
410-030	3	10	0	040	35.40
410-101	3/4X1/2	50	400	040	2.01
410-102	3/4X1	50	0	040	3.41

90° Street EII

Mipt x Fipt



412-005	1/2	50	600	040	1.88
412-007	3/4	50	0	040	2.29
412-010	1	50	0	040	3.96
412-012	1-1/4	25	0	040	4.91
412-015	1-1/2	25	0	040	5.33
412-020	2	10	0	040	10.16
412-030	3	8	0	040	36.29

HDPE 90° Street EII

Mipt x Fipt



M412-005	1/2	50	450	040	1.75
M412-007	3/4	50	0	040	2.12
M412-010	1	50	0	040	3.69
M412-012	1-1/4	25	0	040	4.87
M412-015	1-1/2	25	0	040	5.52

High Density Polyethylene - Not NSF-listed - Not pressure rated. For use on open ended irrigation systems.

HDPE 90° Street EII

Mipt x Fipt (Short Pattern)



MS412-005	1/2	50	700	040	1.57
MS412-007	3/4	50	400	040	1.89
MS412-010	1	50	0	040	3.32

High Density Polyethylene - Not NSF-listed - Not pressure rated. For use on open ended irrigation systems.

HDPE Reducing 90° Street EII

Mipt x Fipt (Short Pattern)



MS412-101	3/4X1/2	50	400	040	2.54
-----------	---------	----	-----	-----	------

Part Number	Size	Std Pk	Mstr Ctn	Disc Code	Price Each
-------------	------	--------	----------	-----------	------------

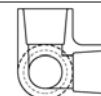
HDPE Reducing 90° Street EII (continued)

Mipt x Fipt (Short Pattern)

High Density Polyethylene - Not NSF-listed - Not pressure rated. For use on open ended irrigation systems.

Side Outlet EII

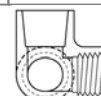
Soc



413-005	1/2	50	0	040	3.49
413-007	3/4	50	0	040	4.75
413-010	1	25	0	040	6.08
413-015	1-1/2	10	0	040	6.67
413-020	2	10	0	040	9.26

Side Outlet EII

Soc x Fipt



414-005	1/2	50	0	040	3.40
414-007	3/4	50	0	040	5.22
414-101	3/4X1/2	50	0	040	4.40
414-130	1X1/2	50	0	040	5.77

60° EII

Soc



424-005F	1/2	7	0	047	69.87
424-007F	3/4	6	0	047	77.68
424-010F	1	1	3	047	78.89
424-012F	1-1/4	16	0	047	84.12
424-015F	1-1/2	1	16	047	97.06
424-020F	2	1	16	047	127.54
424-025F	2-1/2	10	0	047	139.81
424-030F	3	8	0	047	159.40
424-040F	4	1	4	047	187.15
424-045F	4-1/2	1	4	047	209.64
424-050F	5	1	4	047	215.51
424-060F	6	1	4	047	262.04
424-080F	8	1	2	047	348.46
424-100F	10	1	2	047	715.66
424-120F	12	1	0	047	911.02
424-140F	14	1	0	047	962.79
424-160F	16	1	0	047	1158.63
424-180F	18	1	0	047	1718.01
424-240F	24	1	0	047	2895.78

45° EII

Soc



417-005	1/2	50	600	040	1.06
417-007	3/4	50	300	040	1.64
417-010	1	50	0	040	1.98
417-012	1-1/4	25	0	040	2.76
417-015	1-1/2	25	0	040	3.46
417-020	2	25	0	040	4.51
417-025	2-1/2	10	0	040	11.75
417-030	3	10	0	040	18.23
417-040	4	5	0	040	32.68
417-045F	4-1/2	1	15	047	67.15
417-050	5	5	0	040	64.84
417-050F	5	1	2	047	87.00
417-060	6	8	0	040	80.76
417-080	8	3	0	040	194.22
417-080F	8	1	4	047	183.81
417-100	10	1	0	041	505.60
417-100F	10	1	2	047	290.39
417-120	12	1	0	041	749.24
417-120F	12	1	2	047	307.99



Schedule 40 Fittings & Accessories
PVC Schedule 40 Fittings

Part Number	Size	Std Pk	Mstr Ctn	Disc Code	Price Each
-------------	------	--------	----------	-----------	------------

45° EII (continued)

Soc

417-140F	14	1	0	047	646.07
417-160F	16	1	0	047	853.85
417-180F	18	1	0	047	902.80
417-200F	20	1	0	047	1169.47
417-240F	24	1	0	047	1881.75

45° Street EII

Spig x Soc



427-005	1/2	50	400	040	1.06
427-007	3/4	50	0	040	1.64
427-010	1	50	0	040	1.98
427-012	1-1/4	25	0	040	2.76
427-015	1-1/2	25	0	040	3.46
427-020	2	25	0	040	4.51
427-025	2-1/2	10	0	040	14.68
427-030	3	10	0	040	18.23
427-040	4	5	0	040	32.68
427-050	5	4	0	040	98.27
427-060	6	4	0	040	100.94
427-080	8	2	0	040	242.78
427-100	10	1	0	041	638.82
427-120	12	1	0	041	936.57
427-140F	14	1	0	047	697.99
427-160F	16	1	0	047	948.73
427-180F	18	1	0	047	1035.62
427-200F	20	1	0	047	1314.52
427-240F	24	1	0	047	2070.62

30° EII

Soc



415-005F	1/2	1	25	047	21.59
415-007F	3/4	25	0	047	21.73
415-010F	1	1	25	047	23.78
415-012F	1-1/4	1	15	047	25.74
415-015F	1-1/2	1	25	047	26.11
415-020F	2	1	25	047	27.07
415-025F	2-1/2	25	0	047	31.93
415-030F	3	1	20	047	34.15
415-040F	4	1	6	047	41.13
415-045F	4-1/2	1	15	047	65.07
415-050F	5	1	6	047	57.03
415-060F	6	1	10	047	66.07
415-080F	8	1	4	047	111.69
415-100F	10	1	2	047	168.54
415-120F	12	1	0	047	266.62
415-140F	14	1	0	047	419.17
415-160F	16	1	0	047	571.40
415-180F	18	1	0	047	686.21
415-200F	20	1	0	047	848.25
415-240F	24	1	0	047	1689.55

22-1/2° EII

Soc



416-005	1/2	20	240	040	1.51
416-007	3/4	20	240	040	2.35
416-010	1	20	160	040	2.81
416-012	1-1/4	20	0	040	3.93
416-015	1-1/2	20	0	040	4.93
416-015F	1-1/2	1	25	047	26.11
416-020	2	20	0	040	6.45
416-025	2-1/2	5	0	040	16.77
416-025F	2-1/2	25	0	047	31.93

Part Number	Size	Std Pk	Mstr Ctn	Disc Code	Price Each
-------------	------	--------	----------	-----------	------------

22-1/2° EII (continued)

Soc

416-030	3	5	0	040	26.01
416-040	4	4	0	040	46.72
416-045F	4-1/2	1	15	047	65.07
416-050F	5	1	10	047	57.03
416-060	6	4	0	040	115.34
416-060F	6	1	5	047	66.07
416-080	8	4	0	040	277.46
416-080F	8	1	4	047	111.69
416-100F	10	1	0	047	168.54
416-120F	12	1	0	047	266.62
416-140F	14	1	0	047	419.17
416-160F	16	1	0	047	571.40
416-180F	18	1	0	047	686.21
416-200F	20	1	0	047	848.25
416-240F	24	1	0	047	1689.55

22-1/2° Street EII

Spig x Soc



442-005	1/2	50	400	040	1.51
442-007	3/4	50	0	040	2.35
442-010	1	50	0	040	2.81
442-012	1-1/4	20	0	040	3.93
442-015	1-1/2	25	0	040	4.93
442-020	2	20	0	040	6.45
442-025F	2-1/2	1	18	047	36.53
442-030	3	5	0	040	37.68
442-040	4	4	0	040	58.15
442-060	6	4	0	040	143.56
442-060F	6	1	5	047	84.72
442-080	8	1	4	040	345.31
442-080F	8	1	4	047	127.60
442-100F	10	1	0	047	197.47
442-120F	12	1	0	047	296.41

15° EII

Soc



418-005F	1/2	1	25	047	21.59
418-007F	3/4	23	0	047	21.73
418-010F	1	20	0	047	23.78
418-012F	1-1/4	15	0	047	25.74
418-015F	1-1/2	25	0	047	26.11
418-020F	2	1	25	047	27.07
418-025F	2-1/2	18	0	047	31.93
418-030F	3	1	35	047	34.15
418-040F	4	1	20	047	41.13
418-045F	4-1/2	1	15	047	65.07
418-050F	5	1	15	047	57.03
418-060F	6	1	10	047	66.07
418-080F	8	1	4	047	111.69
418-100F	10	1	2	047	168.54
418-120F	12	1	2	047	266.62
418-140F	14	1	0	047	419.17
418-160F	16	1	0	047	571.40
418-180F	18	1	0	047	686.21
418-200F	20	1	0	047	848.25
418-240F	24	1	0	047	1689.55

11-1/4° EII

Soc



411-005F	1/2	52	0	047	21.59
411-007F	3/4	52	0	047	21.73
411-010F	1	52	0	047	23.78

Schedule 40 Fittings & Accessories
PVC Schedule 40 Fittings



Part Number	Size	Std Pk	Mstr Ctn	Disc Code	Price Each
-------------	------	--------	----------	-----------	------------

11-1/4° EII (continued)

Soc

411-012F	1-1/4	25	0	047	25.74
411-015	1-1/2	25	0	040	5.57
411-015F	1-1/2	25	0	047	26.11
411-020	2	10	0	040	6.45
411-025F	2-1/2	1	25	047	31.93
411-030	3	10	0	040	26.01
411-040	4	4	0	040	46.72
411-045F	4-1/2	1	15	047	65.07
411-050F	5	1	15	047	57.03
411-060F	6	1	10	047	66.07
411-080F	8	1	4	047	111.69
411-100F	10	1	2	047	168.54
411-120F	12	1	2	047	266.62
411-140F	14	1	0	047	419.17
411-160F	16	1	0	047	571.40
411-180F	18	1	0	047	686.21
411-200F	20	1	0	047	848.25
411-240F	24	1	0	047	1689.55

Wye

Soc



1/2" - 2" - 235 psi Maximum Internal Pressure Rating @ 73°F (23°C)

2-1/2" - 6" - 150 psi Maximum Internal Pressure Rating @ 73°F (23°C)

8" - Larger & All Fabricated Sizes- 100 psi Maximum Internal Pressure Rating @ 73°F (23°C)

475-005	1/2	25	100	040	2.76
475-007	3/4	20	0	040	4.33
475-010	1	20	0	040	6.06
475-012	1-1/4	20	0	040	9.32
475-015	1-1/2	20	0	040	11.95
475-020	2	10	0	040	35.85
475-025 ¹	2-1/2	4	0	040	81.96
475-030	3	5	0	040	60.40
475-040	4	4	0	040	113.92
475-050F	5	1	3	047	444.56
475-060	6	3	0	040	241.02
475-080	8	1	0	040	557.25
475-100	10	1	0	041	1284.57
475-100F [*]	10	1	0	047	1077.91
475-120	12	1	0	041	1898.02
475-120F [*]	12	1	0	047	1465.32
475-140F [*]	14	1	0	047	2075.98
475-160F [*]	16	1	0	047	2683.45
475-180F [*]	18	1	0	047	3435.76
475-200F [*]	20	1	0	047	4062.04
475-240F [*]	24	1	0	047	5051.87

¹ Sized with Bushing

* An asterisk (*) appearing after a fabricated fitting part number indicates the item is fiberglass reinforced.

Reducing Wye

Soc



1/2" - 2" - 235 psi Maximum Internal Pressure Rating @ 73°F (23°C)

2-1/2" - 6" - 150 psi Maximum Internal Pressure Rating @ 73°F (23°C)

8" - Larger & All Fabricated Sizes - 100 psi Maximum Internal Pressure Rating @ 73°F (23°C)

475-101 ¹	3/4X1/2	20	0	040	8.54
475-130 ¹	1X1/2	20	0	040	10.86
475-131 ¹	1X3/4	20	0	040	10.86
475-166 ¹	1-1/4X1/2	20	0	040	14.61
475-167 ¹	1-1/4X3/4	20	0	040	14.61
475-168 ¹	1-1/4X1	20	0	040	14.61

Part Number	Size	Std Pk	Mstr Ctn	Disc Code	Price Each
-------------	------	--------	----------	-----------	------------

Reducing Wye (continued)

Soc

475-209 ¹	1-1/2X1/2	20	0	040	17.39
475-210 ¹	1-1/2X3/4	20	0	040	17.39
475-211 ¹	1-1/2X1	20	0	040	17.39
475-212 ¹	1-1/2X1-1/4	20	0	040	17.39
475-247 ¹	2X1/2	10	0	040	39.51
475-248 ¹	2X3/4	10	0	040	39.51
475-249 ¹	2X1	10	0	040	39.51
475-250 ¹	2X1-1/4	10	0	040	39.51
475-251 ¹	2X1-1/2	10	0	040	39.51
475-292 ¹	2-1/2X2	4	0	040	88.03
475-334 ¹	3X3/4	5	0	040	68.60
475-335 ¹	3X1	5	0	040	68.60
475-336 ¹	3X1-1/4	5	0	040	68.60
475-337 ¹	3X1-1/2	5	0	040	68.60
475-338 ¹	3X2	5	0	040	68.60
475-339 ¹	3X2-1/2	5	0	040	68.60
475-420	4X2	4	0	040	131.78
475-421 ¹	4X2-1/2	4	0	040	131.78
475-422 ¹	4X3	4	0	040	131.78
475-488F [*]	5X3	1	4	047	353.59
475-490F [*]	5X4	1	4	047	368.20
475-528 ¹	6X2	4	0	040	284.43
475-529 ¹	6X2-1/2	5	0	040	284.43
475-530 ¹	6X3	5	0	040	284.43
475-532	6X4	5	0	040	309.89
475-578F [*]	8X2	1	2	047	532.21
475-579F [*]	8X2-1/2	1	0	047	564.77
475-580F [*]	8X3	1	2	047	578.25
475-582F [*]	8X4	1	2	047	596.45
475-585F [*]	8X6	1	0	047	614.53
475-621F [*]	10X2	1	0	047	639.77
475-622F [*]	10X2-1/2	1	0	047	650.77
475-623F [*]	10X3	1	0	047	685.51
475-624F [*]	10X4	1	0	047	725.43
475-626	10X6	1	0	041	1100.84
475-626F [*]	10X6	1	0	047	801.01
475-628	10X8	1	0	041	1223.16
475-628F [*]	10X8	1	0	047	857.09
475-661F [*]	12X2	1	0	047	868.42
475-663F [*]	12X3	1	0	047	889.14
475-664F [*]	12X4	1	0	047	930.55
475-666F [*]	12X6	1	0	047	935.02
475-668F [*]	12X8	1	0	047	1084.33
475-670F [*]	12X10	1	0	047	1239.80
475-691F [*]	14X2	1	0	047	1032.35
475-693F [*]	14X3	1	0	047	1117.36
475-694F [*]	14X4	1	0	047	1171.81
475-696F [*]	14X6	1	0	047	1320.22
475-698F [*]	14X8	1	0	047	1512.75
475-700F [*]	14X10	1	0	047	1689.82
475-702F [*]	14X12	1	0	047	1893.25
475-751F [*]	16X2	1	0	047	1199.41
475-753F [*]	16X3	1	0	047	1296.59
475-754F [*]	16X4	1	0	047	1348.37
475-756F [*]	16X6	1	0	047	1517.35
475-758F [*]	16X8	1	0	047	1727.99
475-760F [*]	16X10	1	0	047	1923.22
475-762F [*]	16X12	1	0	047	2143.16
475-764F [*]	16X14	1	0	047	2425.75
475-781F [*]	18X2	1	0	047	1308.67
475-783F [*]	18X3	1	0	047	1368.57
475-784F [*]	18X4	1	0	047	1388.89
475-786F [*]	18X6	1	0	047	2661.03
475-788F [*]	18X8	1	0	047	1985.98
475-790F [*]	18X10	1	0	047	2209.00



Schedule 40 Fittings & Accessories PVC Schedule 40 Fittings

Part Number	Size	Std Pk	Mstr Ctn	Disc Code	Price Each
-------------	------	--------	----------	-----------	------------

Reducing Wye (continued)

Soc

475-792F ¹	18X12	1	0	047	2562.64
475-794F ¹	18X14	1	0	047	2813.63
475-796F ¹	18X16	1	0	047	2950.83
475-811F ¹	20X2	1	0	047	1376.09
475-813F ¹	20X3	1	0	047	1491.22
475-814F ¹	20X4	1	0	047	1510.54
475-818F ¹	20X8	1	0	047	2080.20
475-816F ¹	20X6	1	0	047	1538.88
475-820F ¹	20X10	1	0	047	2312.57
475-822F ¹	20X12	1	0	047	2787.00
475-824F ¹	20X14	1	0	047	3118.99
475-826F ¹	20X16	1	0	047	3457.07
475-828F ¹	20X18	0	0	047	3710.88
475-901F ¹	24X2	1	0	047	1737.02
475-903F ¹	24X3	1	0	047	1775.23
475-904F ¹	24X4	1	0	047	1824.16
475-906F ¹	24X6	1	0	047	3210.71
475-908F ¹	24X8	1	0	047	3502.38
475-910F ¹	24X10	1	0	047	3539.38
475-912F ¹	24X12	1	0	047	3746.56
475-914F ¹	24X14	1	0	047	3875.11
475-916F ¹	24X16	1	0	047	4058.18
475-918F ¹	24X18	1	0	047	4411.72
475-920F ¹	24X20	0	0	047	4822.38

¹ Sized with Bushing

* An asterisk (*) appearing after a fabricated fitting part number indicates the item is fiberglass reinforced.

Double Wye

Soc



100 psi Maximum Internal Pressure Rating @ 73°F (23°C)

476-020F [*]	2	1	4	047	278.43
476-030F [*]	3	1	3	047	458.60
476-040F [*]	4	1	2	047	510.84
476-060F [*]	6	1	0	047	581.76
476-080F [*]	8	1	0	047	708.48
476-100F [*]	10	1	0	047	1299.16
476-120F [*]	12	1	0	047	1546.67

* An asterisk (*) appearing after a fabricated fitting part number indicates the item is fiberglass reinforced.

For larger sizes please contact your Regional Spears® Distribution Center.

Reducing Double Wye

Soc



Size 3" is 150 psi, all Fabricated Sizes- 100 psi Maximum Internal Pressure Rating @ 73°F (23°C)

476-338	3X2	5	0	040	100.68
476-420F [*]	4X2	1	4	047	452.25
476-421F [*]	4X2-1/2	1	2	047	471.85
476-422F [*]	4X3	1	3	047	485.42
476-528F [*]	6X2	1	2	047	455.41
476-529F [*]	6X2-1/2	1	2	047	495.79
476-530F [*]	6X3	1	2	047	515.27
476-532F [*]	6X4	1	0	047	523.33
476-578F [*]	8X2	1	2	047	555.58
476-579F [*]	8X2-1/2	1	2	047	577.67
476-580F [*]	8X3	1	0	047	621.64
476-582F [*]	8X4	1	0	047	629.64
476-585F [*]	8X6	1	0	047	660.09
476-621F [*]	10X2	1	0	047	827.76
476-622F [*]	10X2-1/2	1	0	047	877.01
476-623F [*]	10X3	1	0	047	902.16

Part Number	Size	Std Pk	Mstr Ctn	Disc Code	Price Each
-------------	------	--------	----------	-----------	------------

Reducing Double Wye (continued)

Soc

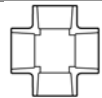
476-624F [*]	10X4	1	0	047	991.25
476-626F [*]	10X6	1	0	047	1111.88
476-628F [*]	10X8	1	0	047	1159.46
476-661F [*]	12X2	1	0	047	1180.96
476-662F [*]	12X2 1/2	1	0	047	1194.37
476-663F [*]	12X3	1	0	047	1258.47
476-664F [*]	12X4	1	0	047	1283.05
476-666F [*]	12X6	1	0	047	1355.85
476-668F [*]	12X8	1	0	047	1390.63
476-670F [*]	12X10	1	0	047	1473.23

* An asterisk (*) appearing after a fabricated fitting part number indicates the item is fiberglass reinforced.

For larger sizes please contact your Regional Spears® Distribution Center.

Cross

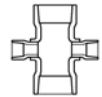
Soc



420-005	1/2	50	0	040	2.46
420-007	3/4	50	0	040	4.08
420-010	1	50	0	040	5.08
420-012	1-1/4	25	0	040	6.72
420-015	1-1/2	25	0	040	7.62
420-020	2	10	0	040	11.23
420-025	2-1/2	10	0	040	23.82
420-030	3	5	0	040	29.22
420-040	4	4	0	040	43.28
420-050F	5	1	3	047	618.29
420-060F	6	1	0	047	609.52
420-080F	8	1	0	047	785.12
420-100F	10	1	0	047	950.24
420-120F	12	1	0	047	1339.13
420-140F	14	1	0	047	2381.20
420-160F	16	1	0	047	3018.71
420-180F	18	1	0	047	3435.15
420-200F	20	1	0	047	5123.86
420-240F	24	1	0	047	7473.22

Reducing Cross

Soc



420-101 ¹	3/4X1/2	50	0	040	9.48
420-130 ¹	1X1/2	25	0	040	11.13
420-131	1X3/4	20	0	040	11.13
420-166 ¹	1-1/4X1/2	4	0	040	13.63
420-167 ¹	1-1/4X3/4	25	0	040	13.63
420-168 ¹	1-1/4X1	4	32	040	13.63
420-209 ¹	1-1/2X1/2	20	0	040	14.75
420-210 ¹	1-1/2X3/4	4	0	040	14.75
420-211 ¹	1-1/2X1	4	0	040	14.75
420-212 ¹	1-1/2X1-1/4	4	0	040	14.75
420-247 ¹	2X1/2	4	0	040	17.33
420-248 ¹	2X3/4	10	0	040	17.33
420-249	2X1	25	0	040	17.33
420-250 ¹	2X1-1/4	10	0	040	17.33
420-251 ¹	2X1-1/2	10	0	040	17.33
420-287 ¹	2-1/2X1/2	4	0	040	33.63
420-288 ¹	2-1/2X3/4	4	0	040	33.63
420-289 ¹	2-1/2X1	15	0	040	33.63
420-290	2-1/2X1-1/4	5	0	040	33.63
420-291 ¹	2-1/2X1-1/2	10	0	040	33.63
420-292 ¹	2-1/2X2	10	0	040	33.63
420-334 ¹	3X3/4	5	0	040	43.71
420-335 ¹	3X1	5	0	040	43.71
420-336 ¹	3X1-1/4	4	0	040	43.71

Schedule 40 Fittings & Accessories
PVC Schedule 40 Fittings



Part Number	Size	Std Pk	Mstr Ctn	Disc Code	Price Each
-------------	------	--------	----------	-----------	------------

Reducing Cross (continued)

Soc

420-337 ¹	3X1-1/2	5	0	040	43.71
420-338 ¹	3X2	5	0	040	43.71
420-339 ¹	3X2-1/2	4	0	040	43.71
420-420 ¹	4X2	3	0	040	75.22
420-421 ¹	4X2-1/2	3	0	040	75.22
420-422 ¹	4X3	3	0	040	75.22
420-528F	6X2	1	2	047	402.74
420-529F	6X2 1/2	1	2	047	411.83
420-530F	6X3	1	2	047	418.88
420-532F	6X4	1	2	047	480.94
420-578F	8X2	1	2	047	527.62
420-579F	8X2 1/2	1	0	047	542.39
420-580F	8X3	1	0	047	549.62
420-582F	8X4	1	0	047	577.57
420-585F	8X6	1	0	047	657.53
420-621F	10X2	1	0	047	666.75
420-622F	10X2-1/2	1	0	047	682.88
420-623F	10X3	1	0	047	718.69
420-624F	10X4	1	0	047	744.78
420-626F	10X6	1	0	047	798.31
420-628F	10X8	1	0	047	848.22
420-661F	12X2	1	0	047	749.45
420-662F	12X2-1/2	1	0	047	776.75
420-663F	12X3	1	0	047	804.25
420-664F	12X4	1	0	047	842.49
420-666F	12X6	1	0	047	886.04
420-668F	12X8	1	0	047	955.88
420-670F	12X10	1	0	047	1089.28
420-691F	14X2	1	0	047	1035.99
420-693F	14X3	1	0	047	1110.64
420-694F	14X4	1	0	047	1134.75
420-696F	14X6	1	0	047	1331.76
420-698F	14X8	1	0	047	1482.95
420-700F	14X10	1	0	047	1685.44
420-702F	14X12	1	0	047	1914.46
420-751F	16X2	1	0	047	1265.98
420-753F	16X3	1	0	047	1361.63
420-754F	16X4	1	0	047	1407.23
420-756F	16X6	1	0	047	1522.20
420-758F	16X8	1	0	047	1783.02
420-760F	16X10	1	0	047	1921.55
420-762F	16X12	1	0	047	2168.38
420-764F	16X14	1	0	047	2399.26
420-781F	18X2	1	0	047	1423.39
420-783F	18X3	1	0	047	1509.00
420-784F	18X4	1	0	047	1524.42
420-786F	18X6	1	0	047	1628.94
420-788F	18X8	1	0	047	1890.39
420-790F	18X10	1	0	047	2403.94
420-792F	18X12	1	0	047	2581.58
420-794F	18X14	1	0	047	2986.72
420-796F	18X16	1	0	047	3076.73
420-811F	20X2	1	0	047	1505.92
420-813F	20X3	1	0	047	1607.46
420-814F	20X4	1	0	047	1701.97
420-816F	20X6	1	0	047	1821.69
420-818F	20X8	1	0	047	1994.57
420-820F	20X10	1	0	047	3397.94
420-822F	20X12	1	0	047	3597.97
420-824F	20X14	1	0	047	3814.86
420-826F	20X16	1	0	047	4450.96
420-828F	20X18	1	0	047	4964.02
420-901F	24X2	1	0	047	2509.01
420-903F	24X3	1	0	047	2583.73
420-904F	24X4	1	0	047	2671.00

Part Number	Size	Std Pk	Mstr Ctn	Disc Code	Price Each
-------------	------	--------	----------	-----------	------------

Reducing Cross (continued)

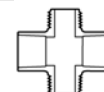
Soc

420-906F	24X6	1	0	047	2823.59
420-908F	24X8	1	0	047	3039.72
420-910F	24X10	1	0	047	4364.01
420-912F	24X12	1	0	047	4449.71
420-914F	24X14	1	0	047	4604.69
420-916F	24X16	1	0	047	5705.99
420-918F	24X18	1	0	047	6274.36
420-920F	24X20	1	0	047	7294.55

¹Outlet sized with Bushing

Cross

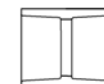
Soc x Mipt



421A-010	1	50	0	040	5.98
----------	---	----	---	-----	------

Coupling

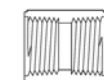
Soc



429-003	3/8	50	300	040	1.16
429-005	1/2	50	600	040	.42
429-005N	1/2	50	300	040	.42
429-007	3/4	50	400	040	.58
429-007N	3/4	50	400	040	.58
429-010	1	50	0	040	1.02
429-010N	1	50	0	040	1.02
429-012	1-1/4	25	150	040	1.41
429-015	1-1/2	25	0	040	1.51
429-020	2	25	0	040	2.29
429-025	2-1/2	12	0	040	5.08
429-030	3	10	0	040	7.96
429-040	4	6	0	040	11.52
429-045F	4-1/2	1	10	047	51.25
429-050	5	5	0	040	21.08
429-060	6	5	0	040	36.41
429-080	8	8	0	040	67.99
429-100	10	1	0	041	198.15
429-100F	10	1	0	047	123.99
429-120	12	1	0	041	394.79
429-120F	12	1	0	047	131.99
429-140	14	1	0	041	577.23
429-140F	14	1	0	047	214.33
429-160F	16	1	0	047	239.05
429-180F	18	1	0	047	407.66
429-200F	20	1	0	047	711.17
429-240F	24	1	0	047	987.67

Coupling

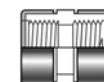
Fipt



430-005	1/2	50	600	040	.81
430-005G	1/2	50	300	043	.92
430-007	3/4	50	400	040	1.51
430-010	1	50	0	040	1.98
430-012	1-1/4	10	120	040	6.66

Special Reinforced Coupling

SR Fipt - Stainless Steel Collar



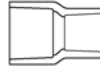
430-005SR	1/2	25	300	046	3.69
430-007SR	3/4	25	300	046	5.25
430-010SR	1	25	200	046	5.61
430-012SR	1-1/4	10	120	046	6.99
430-015SR	1-1/2	10	60	046	15.47
430-020SR	2	10	0	046	16.22



Schedule 40 Fittings & Accessories
PVC Schedule 40 Fittings

Part Number	Size	Std Pk	Mstr Ctn	Disc Code	Price Each
-------------	------	--------	----------	-----------	------------

Reducer Coupling
Soc



429-101	3/4X1/2	50	200	040	1.06
429-130 ¹	1X1/2	25	200	040	2.53
429-131	1X3/4	50	0	040	1.81
429-166 ¹	1-1/4X1/2	25	0	040	4.78
429-167	1-1/4X3/4	25	0	040	4.78
429-168	1-1/4X1	25	0	040	3.04
429-209 ¹	1-1/2X1/2	8	48	040	3.98
429-210	1-1/2X3/4	25	0	040	3.22
429-211 ¹	1-1/2X1	25	0	040	4.98
429-212	1-1/2X1-1/4	25	0	040	3.22
429-247 ¹	2X1/2	10	0	040	7.02
429-248 ¹	2X3/4	10	0	040	7.02
429-249 ¹	2X1	25	0	040	7.39
429-250	2X1-1/4	10	40	040	7.02
429-251	2X1-1/2	10	40	040	5.14
429-291 ¹	2-1/2X1-1/2	10	0	040	13.73
429-292	2-1/2X2	10	0	040	10.57
429-335 ¹	3X1	10	0	040	31.12
429-337 ¹	3X1-1/2	8	0	040	31.12
429-338	3X2	8	0	040	27.62
429-339 ¹	3X2-1/2	8	0	040	23.44
429-340F	3X2-1/2	1	10	047	29.54
429-416 ¹	4X3/4	10	0	040	36.13
429-417 ¹	4X1	8	0	040	57.37
429-420	4X2	4	0	040	33.45
429-421 ¹	4X2-1/2	6	0	040	42.14
429-422	4X3	4	0	040	34.51
429-460F	4-1/2X4	1	4	047	55.02
429-486F	5X2	1	4	047	121.98
429-487F	5X2-1/2	1	10	047	105.52
429-488F	5X3	1	6	047	93.89
429-490F	5X4	1	6	047	60.63
429-491F	5X4-1/2	1	15	047	58.18
429-528F	6X2	1	4	047	89.85
429-530F	6X3	1	15	047	78.78
429-532	6X4	1	4	040	45.54
429-533F	6X5	1	15	047	69.46
429-534F	6X4-1/2	1	15	047	83.94
429-578F	8X2	1	4	047	200.02
429-580F	8X3	1	4	047	178.97
429-582	8X4	2	0	040	105.60
429-583F	8X5	1	4	047	135.08
429-585	8X6	2	0	040	116.62
429-621F	10X2	1	2	047	285.19
429-623F	10X3	1	2	047	253.38
429-624	10X4	2	0	041	559.34
429-624F	10X4	1	2	047	211.83
429-626	10X6	1	0	041	559.34
429-626F	10X6	1	4	047	197.41
429-628	10X8	1	0	041	559.34
429-628F	10X8	1	2	047	138.17
429-664F	12X4	1	2	047	376.89
429-666	12X6	1	0	041	636.86
429-666F	12X6	1	2	047	347.27
429-668	12X8	1	0	041	636.86
429-668F	12X8	1	0	047	336.73
429-670F	12X10	1	0	047	201.13
429-693F	14X3	1	0	047	716.46
429-694F	14X4	1	0	047	627.97
429-696F	14X6	1	0	047	570.42
429-698F	14X8	1	0	047	565.27
429-700F	14X10	1	0	047	447.31
429-702F	14X12	1	0	047	336.89

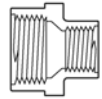
Part Number	Size	Std Pk	Mstr Ctn	Disc Code	Price Each
-------------	------	--------	----------	-----------	------------

Reducer Coupling (continued)
Soc

429-751F	16X2	1	0	047	792.14
429-754F	16X4	1	0	047	734.99
429-756F	16X6	1	0	047	727.75
429-758F	16X8	1	0	047	558.99
429-760F	16X10	1	0	047	518.37
429-762F	16X12	1	0	047	424.02
429-764F	16X14	1	0	047	404.32
429-786F	18X6	1	0	047	1067.38
429-788F	18X8	1	0	047	1000.17
429-790F	18X10	1	0	047	894.44
429-792F	18X12	1	0	047	711.55
429-794F	18X14	1	0	047	660.40
429-796F	18X16	1	0	047	597.87
429-814F	20X4	1	0	047	1718.56
429-816F	20X6	1	0	047	1430.35
429-818F	20X8	1	0	047	1404.92
429-820F	20X10	1	0	047	1350.91
429-822F	20X12	1	0	047	1299.23
429-824F	20X14	1	0	047	1217.75
429-826F	20X16	1	0	047	1116.02
429-828F	20X18	1	0	047	1014.77
429-906F	24X6	1	0	047	2546.73
429-908F	24X8	1	0	047	2343.18
429-910F	24X10	1	0	047	2137.31
429-912F	24X12	1	0	047	2103.63
429-914F	24X14	1	0	047	2022.61
429-916F	24X16	1	0	047	1945.19
429-918F	24X18	1	0	047	1722.47
429-920F	24X20	1	0	047	1549.42

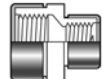
¹Outlet sized with Bushing

Reducer Coupling
Fipt



430-101	3/4X1/2	50	200	040	1.95
---------	---------	----	-----	-----	------

Special Reinforced Reducer Coupling
SR Fipt - Stainless Steel Collar



430-101SR	3/4X1/2	50	200	046	7.96
-----------	---------	----	-----	-----	------

Eccentric Reducer Coupling
Soc



429-131FE	1X3/4	1	15	047	29.54
429-168FE	1-1/4X1	1	12	047	26.81
429-212FE	1-1/2X1-1/4	1	25	047	27.78
429-249FE	2X1	1	25	047	43.57
429-250FE	2X1-1/4	1	25	047	38.18
429-251FE	2X1-1/2	1	20	047	36.89
429-290FE ²	2-1/2X1-1/4	1	25	047	56.21
429-291FE ²	2-1/2X1-1/2	1	10	047	56.14
429-292FE	2-1/2X2	1	10	047	43.62
429-335FE ³	3X1	1	10	047	60.78
429-336FE ²	3X1-1/4	1	10	047	59.40
429-337FE ²	3X1-1/2	1	20	047	54.85
429-338E	3X2	20	0	040	35.05
429-338FE	3X2	1	20	047	33.63
429-339FE	3X2-1/2	1	24	047	31.96
429-417FE ³	4X1	1	10	047	92.09
429-418FE ³	4X1-1/4	1	12	047	88.96
429-419FE ³	4X1-1/2	1	10	047	84.92
429-420E	4X2	15	0	040	50.83
429-420FE ²	4X2	1	6	047	45.67
429-421FE ²	4X2-1/2	1	5	047	44.93

Schedule 40 Fittings & Accessories
PVC Schedule 40 Fittings



Part Number	Size	Std Pk	Mstr Ctn	Disc Code	Price Each
-------------	------	--------	----------	-----------	------------

Eccentric Reducer Coupling (continued)

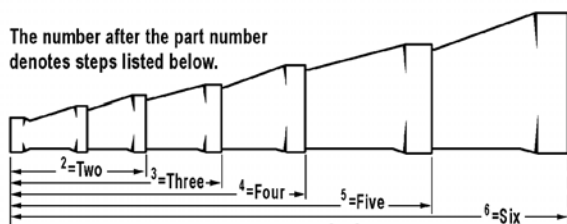
Soc

429-422FE	4X3	1	10	047	42.21
429-490FE	5X4	1	6	047	68.26
429-528FE ²	6X2	1	4	047	148.53
429-529FE ³	6X2-1/2	1	4	047	135.58
429-530FE ²	6X3	1	6	047	94.96
429-532E	6X4	10	0	040	60.53
429-532FE	6X4	1	6	047	47.48
429-533FE	6X5	1	10	047	47.06
429-578FE ⁴	8X2	1	3	047	207.95
429-580FE ³	8X3	1	2	047	195.86
429-582FE ²	8X4	1	2	047	97.80
429-583FE ²	8X5	1	2	047	92.65
429-585FE	8X6	1	4	047	79.06
429-624FE ²	10X4	1	2	047	223.63
429-626FE	10X6	1	2	047	205.62
429-628FE	10X8	1	2	047	193.86
429-664FE ³	12X4	1	0	047	417.24
429-666FE ²	12X6	1	0	047	342.84
429-668FE ²	12X8	1	0	047	227.35
429-670FE	12X10	1	0	047	197.12
429-696FE ²	14X6	1	0	047	696.46
429-698FE ²	14X8	1	0	047	570.52
429-700FE	14X10	1	0	047	517.91
429-702FE	14X12	1	0	047	285.47
429-756FE ³	16X6	1	0	047	679.37
429-758FE ³	16X8	1	0	047	566.96
429-760FE ²	16X10	1	0	047	510.12
429-762FE ¹	16X12	1	0	047	478.42
429-764FE	16X14	1	0	047	448.63
429-786FE ⁴	18X6	1	0	047	1074.09
429-788FE ⁴	18X8	1	0	047	1058.79
429-790FE ³	18X10	1	0	047	946.11
429-792FE ²	18X12	1	0	047	853.85
429-794FE ²	18X14	1	0	047	754.93
429-796FE	18X16	1	0	047	608.98

Eccentric Reducer Coupling Footnotes

Multi-Step Configurations

The number after the part number denotes steps listed below.



Example: 429-582 FE² (2= 2 Step)

Deep Socket Coupling

Soc



479-005N	1/2	50	400	040	.82
479-007	3/4	50	0	040	1.99
479-010	1	50	0	040	2.84
479-015	1-1/2	50	0	040	3.93
479-020	2	60	0	040	6.51
479-025	2-1/2	25	0	040	8.37
479-030	3	15	0	040	12.61
479-040	4	8	0	040	25.33
479-050F	5	1	4	047	85.56

Part Number	Size	Std Pk	Mstr Ctn	Disc Code	Price Each
-------------	------	--------	----------	-----------	------------

IPS to PIP Adapter

Spigot x Soc



431-060	6	5	0	040	27.67
431-080	8	10	0	040	34.09
431-100F	10	1	10	047	46.57
431-120F	12	1	8	047	71.11

Female Adapter

Soc x Fipt



435-003	3/8	50	600	040	2.36
435-005	1/2	50	600	040	.72
D435-005	1/2	50	400	040	1.05
435-007	3/4	50	400	040	.92
D435-007	3/4	50	0	040	1.41
435-010	1	50	0	040	1.06
435-012	1-1/4	25	0	040	1.64
435-015	1-1/2	25	0	040	1.88
435-020	2	10	80	040	2.53
435-025	2-1/2	10	0	040	6.39
435-030	3	5	0	040	8.60
435-040	4	6	0	040	14.25
435-050	5	5	0	040	36.91
435-060	6	5	0	040	52.44
435-080	8	2	0	040	98.88
435-100F	10	1	2	047	185.75
435-120F	12	1	0	047	276.77

Special Reinforced Female Adapter

Soc x SR Fipt - Stainless Steel Collar



435-002SR	1/4	25	450	046	5.59
435-003SR	3/8	25	300	046	5.59
435-005SR	1/2	25	300	046	3.11
435-007SR	3/4	25	300	046	4.52
435-010SR	1	25	200	046	6.72
435-012SR	1-1/4	10	60	046	10.86
435-015SR	1-1/2	10	80	046	13.37
435-020SR	2	10	0	046	23.32
435-025SR	2-1/2	5	0	046	36.79
435-030SR	3	10	0	046	41.45
435-040SR	4	5	0	046	71.24

Spigot Female Adapter

Spigot x Fipt



478-005	1/2	50	600	040	.81
478-007	3/4	25	300	040	.95
478-010	1	50	0	040	1.52
478-012	1-1/4	25	0	040	2.12
478-015	1-1/2	20	0	040	2.62
478-020	2	20	0	040	3.85
478-030	3	10	0	040	13.05
478-040	4	5	0	040	21.67

Special Reinforced Spigot Female Adapter

Spigot x SR Fipt - Stainless Steel Collar



478-005SR	1/2	50	600	046	4.08
478-007SR	3/4	25	300	046	4.81
478-010SR	1	50	0	046	7.41
478-012SR	1-1/4	25	0	046	11.80
478-015SR	1-1/2	25	0	046	14.15
478-020SR	2	15	0	046	23.55



Schedule 40 Fittings & Accessories
PVC Schedule 40 Fittings

Part Number	Size	Std Pk	Mstr Ctn	Disc Code	Price Each
-------------	------	--------	----------	-----------	------------

Special Reinforced Spigot Female Adapter (continued)

Spig x SR Fipt - Stainless Steel Collar

478-030SR	3	5	0	046	43.28
478-040SR	4	5	0	046	66.85

Special Reinforced Reducing Spigot Female Adapter

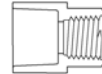


Spig x SR Fipt - Stainless Steel Collar

478-072SR	1/2X1/4	25	450	046	11.35
478-098SR	3/4X1/4	50	300	046	16.53
478-128SR	1X1/4	50	400	046	17.04

Spears® SR Series reinforced spigot adapters can be user-installed in a variety of socket type tees, elbows and reducer bushings for superior thread reinforcement demanding applications.

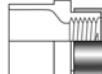
Reducing Female Adapter
Soc x Fipt



435-072	1/2X1/4	50	300	040	1.29
435-073	1/2X3/8	50	300	040	1.29
435-074	1/2X3/4	50	400	040	1.29
435-101	3/4X1/2	50	400	040	1.29
435-102	3/4X1	50	0	040	1.72
435-130	1X1/2	50	0	040	1.72
435-131	1X3/4	50	0	040	1.72
435-133	1X1-1/2	25	0	040	3.46
435-168	1-1/4X1	25	0	040	4.44
435-247	2X1/2	25	0	040	5.97
435-460F ¹	4-1/2X4	1	8	047	58.26
435-532 ¹	6X4	4	0	040	76.39
435-578F ¹	8X2	1	8	047	153.18
435-582F ¹	8X4	1	8	047	176.63
435-628F	10X8	1	2	047	193.32

¹Outlet sizes with Threaded Adapter

Special Reinforced Reducing Female Adapter
Soc x SR Fipt - Stainless Steel Collar



435-072SR	1/2X1/4	50	600	046	4.06
435-074SR	1/2X3/4	50	400	046	4.52
435-101SR	3/4X1/2	50	400	046	4.52
435-102SR	3/4X1	50	0	046	6.72
435-130SR	1X1/2	50	0	046	6.72
435-131SR	1X3/4	25	200	046	6.72

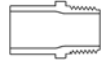
Male Adapter
Mipt x Soc



436-003	3/8	50	300	040	2.20
436-005	1/2	50	300	040	.58
436-007	3/4	50	400	040	.64
436-010	1	50	300	040	1.16
436-012	1-1/4	25	0	040	1.41
436-015	1-1/2	25	0	040	1.88
436-020	2	25	0	040	2.47
436-025	2-1/2	10	0	040	7.29
436-030	3	10	0	040	10.67
436-040	4	5	0	040	13.61
436-050	5	5	0	040	22.42
436-060	6	7	0	040	35.48
436-080	8	3	0	040	161.27
436-100F	10	1	2	047	208.56
436-120F	12	1	0	047	309.94

Part Number	Size	Std Pk	Mstr Ctn	Disc Code	Price Each
-------------	------	--------	----------	-----------	------------

Male Adapter
Spig x Mipt



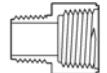
461-005	1/2	50	300	040	1.02
461-007	3/4	50	400	040	1.16
461-010	1	50	0	040	2.00
461-131	1X3/4	50	200	040	5.91
461-012	1-1/4	25	100	040	2.47
461-015	1-1/2	25	0	040	3.31
461-020	2	25	0	040	4.07

Reducing Male Adapter
Mipt x Soc



436-053	3/8X1/2	50	300	040	1.16
436-073	1/2X3/8	50	300	040	1.16
436-074	1/2X3/4	50	200	040	1.16
436-075	1/2X1	50	200	040	1.56
436-101	3/4X1/2	50	300	040	1.06
436-102	3/4X1	50	0	040	1.64
436-131	1X3/4	50	400	040	3.54
436-132	1X1-1/4	50	0	040	3.85
436-133	1X1-1/2	50	0	040	4.34
436-168	1-1/4X1	25	200	040	4.34
436-169	1-1/4X1-1/2	25	0	040	4.34
436-212	1-1/2X1-1/4	25	0	040	5.24
436-213	1-1/2X2	25	0	040	5.24
436-251	2X1-1/2	10	80	040	5.98
436-252	2X2-1/2	10	0	040	9.31
436-253	2X3	10	0	040	10.46
436-294	2-1/2X3	10	0	040	11.26
436-296	2-1/2X4	10	0	040	17.29
436-342	3X4	5	0	040	18.02
436-492F	5X6	1	15	047	98.40
436-535F	6X8	1	2	047	130.80
436-537F	6X10	1	2	047	254.94

IPT Adapter
Mipt x Fipt



446-003	3/8	50	300	040	1.98
446-012	1-1/4	25	100	040	4.51
446-053	3/8X1/2	50	300	040	1.98
446-074	1/2X3/4	50	300	040	2.47

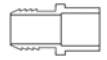
Insert Adapter (White PVC)
Insert x Soc



474-005	1/2	50	600	040	2.06
474-007	3/4	50	400	040	2.47
474-010	1	50	0	040	2.62
474-012	1-1/4	25	0	040	4.16
474-015	1-1/2	25	0	040	4.61
474-020	2	25	0	040	8.54
474-030	3	15	0	040	25.45
474-040	4	15	0	040	29.09
474-060F	6	1	4	047	150.35
474-080F	8	1	4	047	238.85

ASTM D 2609 Plastic Insert Fittings for Polyethylene (PE) pipe

Insert Adapter (White PVC)
Insert x I.P.S. Spigot



460-005	1/2	50	300	040	2.26
460-007	3/4	50	200	040	2.97
460-010	1	50	0	040	3.11

Schedule 40 Fittings & Accessories
PVC Schedule 40 Fittings



Part Number	Size	Std Pk	Mstr Ctn	Disc Code	Price Each
Insert Adapter (White PVC) (continued)					
Insert x I.P.S. Spigot					
460-012	1-1/4	20	160	040	3.20
460-015	1-1/2	25	0	040	3.44
460-020	2	10	0	040	5.72
460-030	3	25	0	040	19.31
460-040	4	10	0	040	22.24
1432-060	6	8	0	140	95.61
1432-080	8	4	0	140	189.82

ASTM D 2609 - Plastic Insert Fitting for Polyethylene (PE) pipe
*Fabricated

Insert Adapter (White PVC)
Insert x I.P.S. Spigot x I.P.S. Socket



460-007N	3/4X3/4X1/2	50	200	040	2.97
460-012N	1-1/4X1-1/4X1	20	160	040	3.20
460-131N	3/4X1X3/4	20	160	040	3.46
460-132N	1X1-1/4X1	20	160	040	3.74

ASTM D 2609 - Plastic Insert Fitting for Polyethylene (PE) pipe
N=Nesting

Riser Extension
Fipt x Mipt



(See also Polyethylene Cut-Off Riser Extensions in this catalog)

434-005	1/2	50	300	040	1.18
434-007	3/4	50	300	040	1.98
434-010	1	50	0	040	2.47

Polyethylene Cut-Off Riser Extension
Fipt x Mipt



(1/2" = 3-Section Cut-Off; 3/4" = 4-Section Cut-Off)

M434-005-3	1/2X3	50	600	120	1.42
M434-007-4	3/4X4	50	0	120	1.88

High Density Polyethylene - Not NSF-listed - Not pressure rated. For use on open ended irrigation systems.

Reducer (T.T.) Bushing
Mipt x Fipt



439-052	3/8X1/4	50	450	040	3.04
439-071	1/2X1/8	50	300	040	3.04
439-072	1/2X1/4	50	300	040	3.04
439-073	1/2X3/8	50	300	040	3.04
439-098	3/4X1/4	50	300	040	1.88
439-099	3/4X3/8	50	300	040	1.88
439-101	3/4X1/2	50	300	040	1.88
439-128	1X1/4	25	150	040	2.64
439-130	1X1/2	50	300	040	2.64
439-131	1X3/4	50	800	040	2.64
439-166	1-1/4X1/2	25	150	040	3.93
439-167	1-1/4X3/4	25	150	040	3.93
439-168	1-1/4X1	25	150	040	3.93
439-209	1-1/2X1/2	25	300	040	4.75
439-210	1-1/2X3/4	25	300	040	4.75
439-211	1-1/2X1	25	300	040	4.75
439-212	1-1/2X1-1/4	25	300	040	4.75
439-247	2X1/2	10	60	040	5.08
439-248	2X3/4	10	60	040	5.08
439-249	2X1	10	60	040	5.08
439-250	2X1-1/4	10	60	040	5.08
439-251	2X1-1/2	10	60	040	5.08
439-292	2-1/2X2	10	80	040	17.77
439-337	3X1-1/2	10	0	040	21.02
439-338	3X2	10	0	040	21.02

Part Number	Size	Std Pk	Mstr Ctn	Disc Code	Price Each
Reducer (T.T.) Bushing (continued)					
Mipt x Fipt					
439-339	3X2-1/2	10	0	040	21.02
439-420	4X2	6	0	040	62.83
439-422	4X3	6	0	040	48.59

Reducer Bushing Flush Style
Spigot x Soc



437-072	1/2X1/4	50	300	040	1.22
437-073	1/2X3/8	50	300	040	1.22
437-101	3/4X1/2	50	350	040	.67
437-130	1X1/2	50	300	040	1.22
437-131	1X3/4	50	300	040	1.22
437-166	1-1/4X1/2	25	300	040	1.64
437-167	1-1/4X3/4	25	300	040	1.64
437-168	1-1/4X1	25	300	040	1.64
437-209	1-1/2X1/2	25	200	040	1.74
437-210	1-1/2X3/4	25	200	040	1.74
437-211	1-1/2X1	25	200	040	1.74
437-212	1-1/2X1-1/4	25	200	040	1.74
437-247	2X1/2	10	120	040	2.87
437-248	2X3/4	10	60	040	2.87
437-249	2X1	10	60	040	2.87
437-250	2X1-1/4	10	120	040	2.87
437-251	2X1-1/2	25	0	040	2.87
437-287	2-1/2X1/2	10	80	040	4.62
437-288	2-1/2X3/4	10	0	040	4.62
437-289	2-1/2X1	10	40	040	4.62
437-290	2-1/2X1-1/4	10	40	040	4.62
437-291	2-1/2X1-1/2	10	80	040	4.62
437-292	2-1/2X2	10	80	040	4.62
437-333 ¹	3X1/2	10	0	040	9.09
437-334	3X3/4	10	0	040	6.80
437-335	3X1	10	0	040	6.80
437-336	3X1-1/4	10	0	040	6.80
437-337	3X1-1/2	10	0	040	6.80
437-338	3X2	10	0	040	6.80
437-339	3X2-1/2	15	0	040	6.80
437-420	4X2	6	0	040	15.23
437-421	4X2-1/2	6	0	040	15.23
437-422	4X3	6	0	040	15.23
437-486	5X2	5	0	040	21.41
437-488	5X3	5	0	040	21.41
437-490	5X4	4	0	040	21.41
437-528	6X2	5	0	040	37.72
437-530	6X3	5	0	040	37.72
437-532	6X4	5	0	040	37.72
437-534	6X5	5	0	040	37.72
437-578 ¹	8X2	4	0	040	148.75
437-580 ¹	8X3	4	0	040	148.75
437-582	8X4	4	0	040	131.47
437-583 ¹	8X5	4	0	040	171.79
437-585	8X6	4	0	040	131.47
437-623	10X3	2	0	041	394.56
437-624 ¹	10X4	2	0	041	394.56
437-626	10X6	1	2	041	357.89
437-628	10X8	1	4	041	357.89
437-664 ¹	12X4	2	0	041	532.94
437-666 ¹	12X6	2	0	041	532.94
437-666F	12X6	1	2	047	393.51
437-668	12X8	1	2	041	398.02
437-670	12X10	1	2	041	398.02
437-696F	14X6	1	3	047	965.78
437-698F	14X8	1	3	047	691.95
437-700F	14X10	1	3	047	461.60
437-702F	14X12	1	3	047	161.11



Schedule 40 Fittings & Accessories
PVC Schedule 40 Fittings

Part Number	Size	Std Pk	Mstr Ctn	Disc Code	Price Each
-------------	------	--------	----------	-----------	------------

Reducer Bushing Flush Style (continued)

Spig x Soc

437-756F	16X6	1	0	047	1150.64
437-758F	16X8	1	2	047	907.41
437-760F	16X10	1	0	047	651.96
437-762F	16X12	1	2	047	376.62
437-764F	16X14	1	2	047	394.17
437-786F	18X6	1	0	047	1931.96
437-788F	18X8	1	0	047	1774.75
437-790F	18X10	1	0	047	1451.53
437-792F	18X12	1	0	047	934.35
437-794F	18X14	1	0	047	910.41
437-796F	18X16	1	0	047	429.23
437-816F	20X6	1	0	047	2674.61
437-818F	20X8	1	0	047	2513.74
437-820F	20X10	1	0	047	2329.65
437-822F	20X12	1	0	047	2034.75
437-824F	20X14	1	0	047	1667.55
437-826F	20X16	1	0	047	1332.84
437-828F	20X18	1	0	047	664.62
437-906F	24X6	1	0	047	4259.46
437-908F	24X8	1	0	047	4082.60
437-910F	24X10	1	0	047	3594.11
437-912F	24X12	1	0	047	3284.87
437-914F	24X14	1	0	047	3029.82
437-916F	24X16	1	0	047	2536.46
437-918F	24X18	1	0	047	2522.54
437-920F	24X20	1	0	047	2053.58

¹ Sized with Bushing



Reducer Bushing Flush Style

Spig x Fipt

438-071	1/2X1/8	50	350	040	1.41
438-072	1/2X1/4	50	350	040	1.41
438-073	1/2X3/8	50	350	040	1.41
438-098	3/4X1/4	50	300	040	1.41
438-101	3/4X1/2	50	300	040	1.06
438-127	1X1/8	25	150	040	1.72
438-128	1X1/4	50	200	040	1.72
438-129	1X3/8	50	200	040	1.72
438-130	1X1/2	50	300	040	1.72
438-131	1X3/4	50	300	040	1.72
438-166	1-1/4X1/2	25	150	040	2.64
438-167	1-1/4X3/4	25	150	040	2.64
438-168	1-1/4X1	25	100	040	2.64
438-206	1-1/2X1/8	25	100	040	3.04
438-207	1-1/2X1/4	25	200	040	3.04
438-209	1-1/2X1/2	25	100	040	3.04
438-210	1-1/2X3/4	25	100	040	3.04
438-211	1-1/2X1	25	100	040	3.04
438-212	1-1/2X1-1/4	25	100	040	3.04
438-245	2X1/4	10	60	040	4.08
438-247	2X1/2	10	120	040	4.08
438-248	2X3/4	10	60	040	4.08
438-249	2X1	10	120	040	4.08
438-250	2X1-1/4	10	120	040	4.08
438-251	2X1-1/2	10	120	040	4.08
438-287	2-1/2X1/2	10	0	040	5.92
438-288	2-1/2X3/4	10	40	040	5.92
438-289	2-1/2X1	10	40	040	5.92
438-290	2-1/2X1-1/4	10	40	040	5.92
438-291	2-1/2X1-1/2	10	40	040	5.92
438-292	2-1/2X2	10	40	040	5.92
438-334	3X3/4	10	0	040	6.80
438-335	3X1	10	0	040	6.80
438-336	3X1-1/4	10	0	040	6.80

Part Number	Size	Std Pk	Mstr Ctn	Disc Code	Price Each
-------------	------	--------	----------	-----------	------------

Reducer Bushing Flush Style (continued)

Spig x Fipt

438-337	3X1-1/2	10	0	040	6.80
438-338	3X2	10	0	040	6.80
438-339	3X2-1/2	10	0	040	6.80
438-420	4X2	6	0	040	15.20
438-421	4X2-1/2	6	0	040	15.20
438-422	4X3	6	0	040	15.20
438-488	5X3	5	0	040	29.64
438-490	5X4	6	0	040	29.64
438-528	6X2	5	0	040	55.63
438-530	6X3	5	0	040	55.63
438-532	6X4	5	0	040	55.63
438-534	6X5	5	0	040	55.63

Special Reinforced Reducer Bushing Flush Style

Spig x SR Fipt - Stainless Steel Collar



438-128SR	1X1/4	25	150	046	3.31
438-166SR	1-1/4X1/2	25	100	046	6.04
438-207SR	1-1/2X1/4	25	100	046	8.43
438-209SR	1-1/2X1/2	25	100	046	8.43
438-210SR	1-1/2X3/4	25	100	046	8.43
438-247SR	2X1/2	10	80	046	10.32
438-248SR	2X3/4	10	80	046	10.32
438-249SR	2X1	10	80	046	10.32
438-334SR	3X3/4	10	0	046	40.38
438-335SR	3X1	10	0	046	40.38
438-336SR	3X-1/4	10	0	046	40.38
438-337SR	3X1-1/2	10	0	046	40.38
438-420SR	4X2	6	0	046	62.07
438-421SR	4X2-1/2	6	0	046	69.86
438-528SR	6X2	5	0	046	71.48
438-530SR	6X3	5	0	046	64.35
438-532SR	6X4	5	0	046	71.48

Special Reinforced Reducer Bushing Flush Style

Mipt X SR Fipt - Stainless Steel Collar



439-209SR	1-1/2X1/2	25	300	046	8.74
439-248SR	2X3/4	10	60	046	7.91
439-249SR	2X1	10	120	046	12.83
439-420SR	4X2	6	0	046	48.59

Cap Soc



447-003	3/8	50	1000	040	1.64
447-005	1/2	50	600	040	.58
447-007	3/4	50	300	040	.67
447-010	1	50	200	040	1.06
447-012	1-1/4	25	100	040	1.51
447-015	1-1/2	25	0	040	1.64
447-020	2	25	0	040	1.98
447-025	2-1/2	10	0	040	6.31
447-030	3	10	0	040	6.89
447-040	4	6	0	040	15.67
447-045F	4-1/2	10	0	047	50.37
447-050	5	5	0	040	26.32
447-060	6	4	0	040	37.57
447-080	8	3	0	040	94.38
447-100F	10	1	5	047	210.39
447-120F	12	1	5	047	305.66
447-140F	14	1	2	047	383.61
447-160F	16	1	2	047	457.86
447-180F	18	1	2	047	806.80
447-200F	20	1	0	047	1225.11

Schedule 40 Fittings & Accessories
PVC Schedule 40 Fittings



Part Number	Size	Std Pk	Mstr Ctn	Disc Code	Price Each
-------------	------	--------	----------	-----------	------------

Cap (continued)

Soc

447-240F	24	1	0	047	1949.91
----------	----	---	---	-----	---------

Cap
Fipt



448-003	3/8	50	1000	040	2.21
448-005	1/2	50	600	040	1.22
448-007	3/4	50	300	040	1.41
448-010	1	50	200	040	2.13
448-012	1-1/4	25	100	040	2.53
448-015	1-1/2	25	100	040	2.64
448-020	2	10	120	040	4.67
448-025	2-1/2	10	0	040	6.89
448-030	3	10	0	040	9.01
448-040	4	6	0	040	15.81
448-050	5	5	0	040	30.63
448-060	6	8	0	040	37.37
448-080F	8	1	2	047	182.38
448-100F	10	1	2	047	370.62
448-120F	12	1	0	047	740.53

Special Reinforced Cap
SR Fipt - Stainless Steel Collar



448-012SR	1-1/4	25	100	046	6.74
-----------	-------	----	-----	-----	------

Plug
Spig



449-003	3/8	50	700	040	1.74
449-005	1/2	50	1000	040	1.41
449-007	3/4	50	300	040	1.64
449-010	1	50	200	040	1.98
449-012	1-1/4	25	150	040	2.64
449-015	1-1/2	25	100	040	3.36
449-020	2	10	120	040	4.16
449-025	2-1/2	10	0	040	7.13
449-030	3	10	0	040	9.41
449-040	4	6	0	040	21.31
449-060	6	6	0	040	28.85
449-060F ⁴	6	1	6	047	73.00
449-080F ⁴	8	1	6	047	112.39
449-100F ⁴	10	1	0	047	258.01
449-120F ⁴	12	1	0	047	421.87
449-140F ⁴	14	1	2	047	462.49
449-160F ⁴	16	1	0	047	511.44
449-180F ⁴	18	1	0	047	912.68
449-200F ⁴	20	1	0	047	1669.72
449-240F ⁴	24	1	0	047	2222.62

⁴ Plug fabricated using Cap and pipe spigot.

Plug
Mipt



450-003	3/8	50	700	040	1.89
450-005	1/2	50	500	040	1.74
450-007	3/4	50	300	040	1.87
450-010	1	50	400	040	3.04
450-012	1-1/4	25	300	040	3.20
450-015	1-1/2	25	150	040	3.44
450-020	2	10	120	040	4.44
450-025	2-1/2	10	80	040	6.17
450-030	3	10	0	040	9.34
450-040	4	6	0	040	21.07

Part Number	Size	Std Pk	Mstr Ctn	Disc Code	Price Each
-------------	------	--------	----------	-----------	------------

Plug (continued)

Mipt

450-060	6	6	0	040	61.78
450-080F ⁴	8	1	4	047	234.89
450-100F ⁴	10	1	3	047	376.41
450-120F ⁴	12	1	0	047	455.63

⁴ Plug fabricated using Cap and threaded pipe.

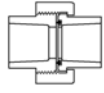
Counter Sunk Plug
Spig



449-007CS	3/4	50	300	040	1.64
449-010CS	1	50	300	040	1.98

Union

Soc with Buna-N O-ring Seal



150 psi @ 73°F (23°C)

457-005	1/2	20	120	040	6.31
457-007	3/4	15	90	040	7.17
457-010	1	10	60	040	7.39
457-012	1-1/4	5	30	040	23.81
457-015	1-1/2	5	20	040	24.79
457-020	2	5	0	040	33.45
457-025	2-1/2	5	0	040	46.82
457-030	3	5	0	040	74.77
457-040	4	4	0	040	103.53
457-060	6	1	0	040	230.05

Union

Soc with EPDM O-ring Seal

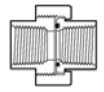


150 psi @ 73°F (23°C)

497-005	1/2	20	120	040	6.94
497-007	3/4	15	90	040	7.94
497-010	1	10	60	040	8.11
497-012	1-1/4	5	30	040	26.18
497-015	1-1/2	5	20	040	27.29
497-020	2	5	0	040	36.80
497-025	2-1/2	5	0	040	51.52
497-030	3	5	0	040	82.17
497-040	4	4	0	040	110.54
497-060	6	1	0	040	245.64

Union

Fipt with Buna O-ring Seal

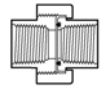


150 psi 73°F (23°C)

458-005	1/2	20	120	040	7.06
458-007	3/4	15	90	040	11.80
458-010	1	10	60	040	16.12
458-012	1-1/4	5	30	040	27.67
458-015	1-1/2	5	30	040	28.28
458-020	2	5	20	040	34.72
458-025	2-1/2	5	0	040	49.45
458-030	3	5	0	040	79.37
458-040	4	4	0	040	105.33
458-060	6	1	0	040	234.09

Union

Fipt with EPDM O-ring Seal



150 psi @ 73°F (23°C)

498-005	1/2	10	60	040	7.78
498-007	3/4	15	90	040	13.00



Schedule 40 Fittings & Accessories
PVC Schedule 40 Fittings

Part Number	Size	Std Pk	Mstr Ctn	Disc Code	Price Each
-------------	------	--------	----------	-----------	------------

Union (continued)

Fipt with EPDM O-ring Seal

498-010	1	10	60	040	17.71
498-012	1-1/4	5	20	040	30.40
498-015	1-1/2	5	30	040	31.13
498-020	2	5	0	040	38.23
498-025	2-1/2	5	0	040	53.53
498-030	3	5	0	040	86.27
498-040	4	4	0	040	116.26
498-060	6	1	0	040	258.37

Special Reinforced Union

Soc x SR Fipt with Buna O-ring Seal - Stainless Steel Collar



235 psi @ 73°F (23°C)

459-002SR	1/4	25	150	046	15.32
459-003SR	3/8	25	100	046	15.32
459-005SR	1/2	10	60	046	8.32
459-007SR	3/4	10	40	046	11.45
459-010SR	1	10	40	046	15.24
459-012SR	1-1/4	5	20	046	29.09
459-015SR	1-1/2	5	0	046	36.01
459-020SR	2	5	0	046	55.46
459-030SR	3	5	0	046	130.95
459-040SR	4	4	0	046	150.35
459-060SR	6	1	0	046	334.11

Special Reinforced Union

Soc x SR Fipt with EPDM O-ring Seal - Stainless Steel Collar



235 psi @ 73°F (23°C)

499-002SR	1/4	25	150	046	16.82
499-003SR	3/8	25	100	046	16.82
499-005SR	1/2	10	60	046	9.14
499-007SR	3/4	10	40	046	12.59
499-010SR	1	10	40	046	16.73
499-012SR	1-1/4	5	20	046	31.97
499-015SR	1-1/2	5	0	046	39.58
499-020SR	2	5	0	046	60.95
499-030SR	3	5	0	046	143.91
499-040SR	4	4	0	046	165.21
499-060SR	6	1	0	046	367.16

Transition Union

Soc x Fipt with Brass Thread Insert & Buna-N O-ring Seal



235 psi @ 73°F (23°C)

459-010BR	1	10	0	046	64.74
459-012BR	1-1/4	5	20	046	108.76
459-015BR	1-1/2	5	0	046	143.89
459-020BR	2	5	0	046	191.94

Not intended to convey or dispense water for human consumption through drinking or cooking

Transition Union

Soc x Fipt with Brass Thread Insert & EPDM O-ring Seal



235 psi @ 73°F (23°C)

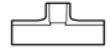
499-010BR	1	10	0	046	64.74
499-012BR	1-1/4	5	20	046	108.76
499-015BR	1-1/2	5	0	046	143.89
499-020BR	2	5	0	046	191.94

Not intended to convey or dispense water for human consumption through drinking or cooking

Part Number	Size	Std Pk	Mstr Ctn	Disc Code	Price Each
-------------	------	--------	----------	-----------	------------

Saddle

IPS O.D. x Soc



NSF-61

463-288	2-1/2X3/4	10	0	040	27.57
463-333 ¹	3X1/2	10	0	040	30.21
463-335 ¹	3X1	10	0	040	30.21
463-336 ¹	3X1-1/4	10	0	040	30.21
463-337	3X1-1/2	10	0	040	27.57
463-338 ²	3X2	10	0	040	30.21
463-415 ¹	4X1/2	10	0	040	40.32
463-416 ¹	4X3/4	10	0	040	49.59
463-417 ¹	4X1	10	0	040	40.32
463-418 ¹	4X1-1/4	10	0	040	40.32
463-419	4X1-1/2	10	0	040	36.83
463-420 ²	4X2	10	0	040	40.32
463-485 ¹	5X1-1/2	6	0	040	50.35
463-486	5X2	6	0	040	45.97
463-523 ¹	6X1/2	5	0	040	60.48
463-525 ¹	6X1	10	0	040	60.48
463-526 ¹	6X1-1/4	5	0	040	60.48
463-527	6X1-1/2	5	0	040	55.27
463-528 ²	6X2	5	0	040	60.48
463-530 ¹	6X3	5	0	040	86.33
463-532	6X4	5	0	040	69.54
463-573 ¹	8X1/2	5	0	040	90.19
463-575 ¹	8X1	5	0	040	90.19
463-576 ¹	8X1-1/4	5	0	040	90.19
463-577	8X1-1/2	5	0	040	82.36
463-578 ²	8X2	5	0	040	90.19
463-580 ¹	8X3	5	0	040	104.59
463-582	8X4	5	0	040	88.29
463-624	10X4	5	0	041	101.23


¹ Outlet-sized with Bushing

² Outlet-sized with Coupling

Note: See following Installation Instructions

Saddle

IPS O.D. x Fipt



NSF-61

464-288	2-1/2X3/4	10	0	040	27.57
464-337	3X1-1/2	10	0	040	27.57
464-419	4X1-1/2	10	0	040	36.83
464-486	5X2	6	0	040	45.97
464-527	6X1-1/2	5	0	040	55.24
464-532	6X4	5	0	040	69.54
464-577	8X1-1/2	5	0	040	82.36
464-582	8X4	5	0	040	88.29
464-624	10X4	5	0	041	101.23

Saddle Installation Instructions:

When Assembling Spears® Saddles to PVC pipe, Spears® Manufacturing Company recommends Industrial Polychemical Service (IPS) #719 Solvent Cement and #P-68 Primer, or equivalent. Although good connections may be accomplished without saddle straps, Spears® Manufacturing Company recommends the use of clamp or strap device during the assembly step to ensure good compression between the pipe and fitting surfaces as the solvent cures. Solvent cemented saddles are non pressure rated. For additional information, contact Spears® Technical Service.

Snap-On Saddle

IPS O.D. x Soc



NSF-61

463-005	1/2	25	300	040	1.44
463-007	3/4	25	200	040	1.60
463-010	1	50	0	040	3.05
463-012	1-1/4	50	0	040	4.75

Schedule 40 Fittings & Accessories
PVC Schedule 40 Fittings



Part Number	Size	Std Pk	Mstr Ctn	Disc Code	Price Each
Snap-On Saddle (continued)					
IPS O.D. x Soc					
463-015	1-1/2	25	0	040	5.77
463-020	2	20	0	040	8.43
463-101	3/4X1/2	25	300	040	1.87
463-130	1X1/2	50	0	040	3.05
Note: See following installation instructions					



Snap-On Saddle
IPS O.D. x Fipt

464-005	1/2	25	300	040	1.87
464-007	3/4	25	200	040	2.94
464-010	1	50	0	040	5.39
464-071	1/2X1/8	50	300	040	1.87
464-097	3/4X1/8	50	200	040	2.47
464-101	3/4X1/2	25	300	040	2.47
464-130	1X1/2	50	0	040	4.45
464-131	1X3/4	50	0	040	4.45
464-210	1-1/2X3/4	25	0	040	11.21

Snap-On Saddle Installation Instructions

- The surface to be joined must be wiped clean.
 - Using an appropriate applicator, apply a coat of primer to the fitting and pipe.
 - While the primer is still wet, apply a generous coat of medium bodied cement first to the pipe, then to the fitting and then to the pipe again, covering an area of the pipe slightly larger than the saddle.
 - Without delay, push the saddle onto the pipe and rotate the fitting approximately 15° in each direction to evenly distribute the cement.
 - Allow cement to cure.
 - Drill fitting and pipe with the recommended size hole saw.
 - Remove debris from the line.
 - Follow all safe handling precautions.
- Solvent cemented saddles are non pressure rated. For additional information, contact Spears® Technical Service.

Saddle
IPS O.D.x Socket Schedule 40



Non Pressure Rated

3763-528	6X2	1	10	390	35.83
3763-530	6X3	1	10	390	36.68
3763-532	6X4	1	10	390	38.15
3763-578	8X2	1	10	390	52.81
3763-580	8X3	1	10	390	53.33
3763-582	8X4	1	10	390	53.98
3763-585	8X6	1	10	390	55.51
3763-621	10X2	1	5	390	66.74
3763-623	10X3	1	10	390	67.67
3763-624	10X4	1	8	390	67.95
3763-626	10X6	1	5	390	79.52
3763-628	10X8	1	5	390	127.61
3763-661	12X2	1	5	390	78.93
3763-663	12X3	1	10	390	80.39
3763-664	12X4	1	10	390	82.11
3763-666	12X6	1	4	390	95.22
3763-668	12X8	1	5	390	151.80
3763-670	12X10	1	4	390	219.51
3763-691	14X2	1	10	390	101.16
3763-693	14X3	1	8	390	168.11
3763-694	14X4	1	5	390	115.48
3763-696	14X6	1	10	390	117.80
3763-698	14X8	1	4	390	180.77
3763-700	14X10	1	3	390	232.54
3763-702	14X12	1	4	390	256.32
3763-751	16X2	1	5	390	107.66
3763-753	16X3	1	5	390	109.14
3763-754	16X4	1	10	390	110.80
3763-756	16X6	1	3	390	126.94

Saddle (continued)

IPS O.D.x Socket Schedule 40

3763-758	16X8	1	3	390	188.67
3763-760	16X10	1	0	390	239.80
3763-762	16X12	1	0	390	265.75
3763-764	16X14	1	0	390	276.25
3763-781	18X2	1	5	390	157.82
3763-783	18X3	1	5	390	160.89
3763-784	18X4	1	10	390	163.35
3763-786	18X6	1	4	390	173.93
3763-788	18X8	1	0	390	253.79
3763-790	18X10	1	0	390	281.34
3763-792	18X12	1	0	390	289.11
3763-794	18X14	1	0	390	436.77
3763-796	18X16	1	0	390	570.18
3763-811	20X2	1	8	390	158.19
3763-813	20X3	1	4	390	160.36
3763-814	20X4	1	4	390	168.19
3763-816	20X6	1	0	390	175.66
3763-818	20X8	1	5	390	253.46
3763-820	20X10	1	0	390	281.35
3763-822	20X12	1	0	390	401.12
3763-824	20X14	1	0	390	437.67
3763-826	20X16	1	0	390	572.27
3763-828	20X18	1	0	390	648.56
3763-901	24X2	1	5	390	150.91
3763-903	24X3	1	5	390	166.80
3763-904	24X4	1	5	390	168.65
3763-906	24X6	1	5	390	178.92
3763-908	24X8	1	5	390	255.81
3763-910	24X10	1	0	390	284.56
3763-912	24X12	1	0	390	402.54
3763-914	24X14	1	0	390	450.77
3763-916	24X16	1	0	390	506.61
3763-918	24X18	1	0	390	682.74
3763-920	24X20	1	0	390	764.43

Stub Saddle
IPS O.D x Socket Schedule 40



Non Pressure Rated

3765-528	6X2	1	8	390	38.53
3765-530	6X3	1	4	390	39.44
3765-532	6X4	1	10	390	41.03
3765-578	8X2	1	10	390	56.79
3765-580	8X3	1	4	390	57.34
3765-582	8X4	1	8	390	58.04
3765-585	8X6	1	4	390	59.69
3765-621	10X2	1	5	390	71.75
3765-623	10X3	1	5	390	72.77
3765-624	10X4	1	4	390	92.22
3765-626	10X6	1	2	390	85.51
3765-628	10X8	1	2	390	137.21
3765-661	12X2	1	6	390	84.86
3765-663	12X3	1	5	390	86.44
3765-664	12X4	1	2	390	88.28
3765-666	12X6	1	2	390	102.32
3765-668	12X8	1	2	390	163.23
3765-670	12X10	1	2	390	236.03
3765-691	14X2	1	10	390	108.77
3765-693	14X3	1	2	390	110.00
3765-694	14X4	1	5	390	111.38
3765-696	14X6	1	3	390	126.67
3765-698	14X8	1	0	390	193.11
3765-700	14X10	1	0	390	250.04
3765-702	14X12	1	0	390	275.62
3765-751	16X2	1	0	390	115.76



Schedule 40 Fittings & Accessories
PVC Schedule 40 Fittings

Part Number	Size	Std Pk	Mstr Ctn	Disc Code	Price Each
-------------	------	--------	----------	-----------	------------

Stub Saddle (continued)

IPS O.D x Socket Schedule 40

3765-753	16X3	1	5	390	117.35
3765-754	16X4	1	5	390	119.13
3765-756	16X6	1	2	390	136.48
3765-758	16X8	1	0	390	202.87
3765-760	16X10	1	0	390	257.85
3765-762	16X12	1	0	390	285.75
3765-764	16X14	1	0	390	297.04
3765-781	18X2	1	4	390	169.68
3765-783	18X3	1	10	390	133.45
3765-784	18X4	1	10	390	175.64
3765-786	18X6	1	2	390	187.02
3765-788	18X8	1	0	390	272.88
3765-790	18X10	1	0	390	302.51
3765-792	18X12	1	0	390	310.86
3765-794	18X14	1	0	390	469.63
3765-796	18X16	1	0	390	612.58
3765-811	20X2	1	0	390	170.09
3765-813	20X3	1	2	390	172.43
3765-814	20X4	1	2	390	180.85
3765-816	20X6	1	0	390	188.89
3765-818	20X8	1	0	390	272.54
3765-820	20X10	1	0	390	302.52
3765-822	20X12	1	0	390	431.33
3765-824	20X14	1	0	390	470.62
3765-826	20X16	1	0	390	615.34
3765-828	20X18	1	0	390	697.38
3765-901	24X2	1	4	390	162.25
3765-903	24X3	1	2	390	179.34
3765-904	24X4	1	4	390	181.35
3765-906	24X6	1	3	390	192.39
3765-908	24X8	1	0	390	275.06
3765-910	24X10	1	0	390	305.96
3765-912	24X12	1	0	390	432.83
3765-914	24X14	1	0	390	484.71
3765-916	24X16	1	0	390	544.75
3765-918	24X18	1	0	390	734.11
3765-920	24X20	1	0	390	821.97

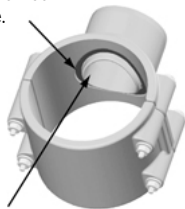
**Schedule 40 Fittings & Accessories
Clamp-On & Hot-Tap Saddles**



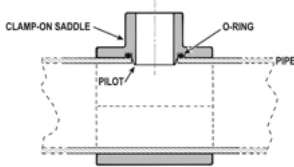
**Spears® Two-Piece Clamp-On Saddle Design Clamps onto Pipe
for Quick and Easy Installation**



O-ring seal provides positive, trouble-free sealing to pipe.

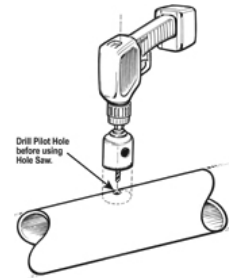


Special pilot engages with hole in pipe to prevent saddle dislocation.



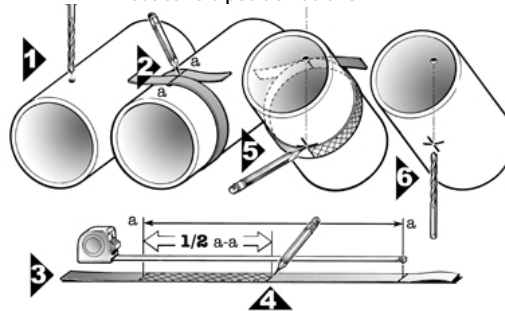
**Clamp-On Saddle
Installation Instructions**

1. Using a standard industrial grade hole-saw, cut specified hole in desired position on pipe according to recommended hole saw size engraved on the saddle. Note: Care must be taken to deburr hole and remove all residue from hole area to assure tight fit and avoid leakage.
2. Fully seat O-ring in groove on underside of saddle outlet component. Position over hole and fully seat saddle onto pipe. Note: Certain saddle outlets are piloted. Be sure pilot lip fully engages with hole in pipe.
3. Place strap component opposite outlet and secure with bolts (4), nuts (4) and washers (8). Important: Washers MUST be placed under each bolt head (1) and under each nut (1) to avoid damage to saddle.
4. Tighten bolts to specified torque.



Saddle Size	2	3	4	6 & up
Recommended Bolt-Torque - ft/lb	8	8	8	10

For Double Outlet Saddle Installation — Determine second outlet hole position as shown.



Spears® Hot-Tap Saddles Designed for Adding Branch Connections to Piping Systems Under Live ("Hot") Pressure

Hot-Tap Saddle branch outlets are either 3/4" socket (with 1" Spigot O.D.) or 1-1/2" socket (with 2" Spigot O.D.) in saddle sizes 2" through 6" to fit IPS pipe using a built-in O-ring seal. Internal cutter is operated using conventional ratchet and drive extension and permanently retains coupon cut from pipe. Maximum operating pressure at 73°F (23°C) is 235 psi for saddle sizes 2" - 4", 200 psi for 6" saddles and 150 psi for 8" saddles. See packaged Installation Instructions for details.

Part Number	Size	Hole Saw Dia	Std Pk	Mstr Ctn	Disc Code	Price Each
-------------	------	--------------	--------	----------	-----------	------------

PVC White Clamp-On Saddle x Soc Single Outlet

with Buna-N O-ring Seal & Zinc-Plated Hardware

2"- 4" 235, 6" 200, 8"-12" 150 psi @ 73°F (23°C)

466-247	2X1/2	3/4	1	10	046	28.43
466-248	2X3/4	7/8	1	10	046	28.43
466-249	2X1	1-1/8	1	10	046	28.43
466-250	2X1-1/4	1-1/2	1	10	046	28.43
466-251	2X1-1/2	1-1/2	1	10	046	28.43
466-291	2-1/2X1-1/2	1-3/4	1	10	046	38.57
466-333 ¹	3X1/2	7/8	1	10	046	38.57
466-334	3X3/4	7/8	1	10	046	38.57
466-335	3X1	1-1/8	1	10	046	38.57
466-336 ¹	3X1-1/4	2-1/4	1	10	046	38.57
466-337 ¹	3X1-1/2	2-1/4	1	10	046	38.57
466-338	3X2	2-1/4	1	10	046	38.57



Part Number	Size	Hole Saw Dia	Std Pk	Mstr Ctn	Disc Code	Price Each
-------------	------	--------------	--------	----------	-----------	------------

PVC White Clamp-On Saddle x Soc Single Outlet (continued)

with Buna-N O-ring Seal & Zinc-Plated Hardware

466-415 ¹	4X1/2	1-1/8	1	10	046	49.42
466-416 ¹	4X3/4	1-1/8	1	10	046	49.42
466-417	4X1	1-1/8	1	8	046	49.42
466-418 ¹	4X1-1/4	1-3/4	1	8	046	49.42
466-419	4X1-1/2	1-3/4	1	8	046	49.42
466-420	4X2	2-1/4	1	8	046	49.42
466-421 ¹	4X2-1/2	3	1	4	046	55.92
466-422	4X3	3	1	4	046	61.42
466-523 ¹	6X1/2	1-1/8	1	4	046	85.03
466-524 ¹	6X3/4	1-1/8	1	4	046	85.03
466-525	6X1	1-1/8	1	4	046	85.03
466-526 ¹	6X1-1/4	2-1/4	1	4	046	85.03
466-527 ¹	6X1-1/2	2-1/4	1	4	046	85.03
466-528	6X2	2-1/4	1	4	046	85.03



**Schedule 40 Fittings & Accessories
Clamp-On & Hot-Tap Saddles**

Part Number	Size	Hole Saw Dia	Std Pk	Mstr Ctn	Disc Code	Price Each
-------------	------	--------------	--------	----------	-----------	------------

**PVC White Clamp-On Saddle x Soc Single Outlet
(continued)**

with Buna-N O-ring Seal & Zinc-Plated Hardware

466-529 ¹	6X2-1/2	3	1	4	046	93.48
466-530	6X3	3	1	4	046	97.40
466-532	6X4	4	1	4	046	102.54
466-573 ¹	8X1/2	4	1	0	046	132.20
466-574 ¹	8X3/4	4	1	0	046	132.20
466-575 ¹	8X1	4	1	0	046	132.20
466-576 ¹	8X1-1/4	4	1	0	046	132.20
466-577 ¹	8X1-1/2	4	1	0	046	132.20
466-578 ¹	8 X 2	4	1	0	046	132.20
466-579 ¹	8X2-1/2	4	1	0	046	145.36
466-580 ¹	8X3	4	1	0	046	154.14
466-582	8X4	4	1	0	046	163.23
466-585	8X6	6	1	0	046	181.28
466-620 ¹	10X1-1/2	4	1	0	046	215.72
466-624	10X4	4	1	0	046	215.72
466-626	10X6	6	1	0	046	248.04
466-660 ¹	12X1-1/2	4	1	0	046	270.41
466-664	12X4	4	1	0	046	270.41
466-666	12X6	6	1	0	046	313.58

¹Outlet-sized with Bushing

PVC White Clamp-On Saddle x Soc Single Outlet

with Buna-N O-ring Seal & SS Hardware

2"- 4" 235, 6" 200, 8"-12" 150 psi @ 73°F (23°C)



466S-247	2X1/2	3/4	1	10	046	46.74
466S-248	2X3/4	7/8	1	10	046	46.74
466S-249	2X1	1-1/8	1	10	046	46.74
466S-250	2X1-1/4	1-1/2	1	10	046	46.74
466S-251	2X1-1/2	1-1/2	1	10	046	46.74
466S-291	2-1/2X1-1/2	1-3/4	1	10	046	62.88
466S-333 ¹	3X1/2	7/8	1	10	046	62.88
466S-334	3X3/4	7/8	1	10	046	62.88
466S-335	3X1	1-1/8	1	10	046	62.88
466S-336 ¹	3X1-1/4	2-1/4	1	10	046	62.88
466S-337 ¹	3X1-1/2	2-1/4	1	10	046	62.88
466S-338	3X2	2-1/4	1	10	046	62.88
466S-415 ¹	4X1/2	1-1/8	1	10	046	79.12
466S-416 ¹	4X3/4	1-1/8	1	10	046	79.12
466S-417	4X1	1-1/8	1	10	046	79.12
466S-418 ¹	4X1-1/4	1-3/4	1	8	046	79.12
466S-419	4X1-1/2	1-3/4	1	8	046	79.12
466S-420	4X2	2-1/4	1	8	046	79.12
466S-421 ¹	4X2-1/2	3	1	4	046	86.45
466S-422	4X3	3	1	4	046	89.93
466S-523 ¹	6X1/2	1-1/8	1	4	046	129.59
466S-524 ¹	6X3/4	1-1/8	1	4	046	129.59
466S-525	6X1	1-1/8	1	4	046	129.59
466S-526 ¹	6X1-1/4	2-1/4	1	4	046	129.59
466S-527 ¹	6X1-1/2	2-1/4	1	4	046	129.59
466S-528	6X2	2-1/4	1	4	046	129.59
466S-529 ¹	6X2-1/2	3	1	4	046	133.85
466S-530	6X3	3	1	4	046	136.61
466S-532	6X4	4	1	4	046	142.69
466S-573 ¹	8X1/2	4	1	0	046	189.20
466S-574 ¹	8X3/4	4	1	0	046	189.20
466S-575 ¹	8X1	4	1	0	046	189.20
466S-576 ¹	8X1-1/4	4	1	0	046	189.20
466S-577 ¹	8X1-1/2	4	1	0	046	189.20
466S-578 ¹	8 X 2	4	1	0	046	189.20
466S-579 ¹	8X2-1/2	4	1	0	046	208.13
466S-580 ¹	8X3	4	1	0	046	218.56
466S-582	8X4	4	1	0	046	231.73
466S-585	8X6	6	1	0	046	257.17

Part Number	Size	Hole Saw Dia	Std Pk	Mstr Ctn	Disc Code	Price Each
-------------	------	--------------	--------	----------	-----------	------------

**PVC White Clamp-On Saddle x Soc Single Outlet
(continued)**

with Buna-N O-ring Seal & SS Hardware

466S-620 ¹	10X1-1/2	4	1	0	046	306.02
466S-624	10X4	4	1	0	046	306.02
466S-626	10X6	6	1	0	046	351.94
466S-664	12X4	4	1	0	046	383.59
466S-666	12X6	6	1	0	046	444.99

¹Outlet-sized with Bushing

PVC White Clamp-On Saddle x Soc Single Outlet

with EPDM O-ring Seal & Zinc-Plated Hardware

2"- 4" 235, 6" 200, 8"-12" 150 psi @ 73°F (23°C)



466E-247	2X1/2	3/4	1	10	046	30.63
466E-248	2X3/4	7/8	1	10	046	30.63
466E-249	2X1	1-1/8	1	10	046	30.63
466E-250	2X1-1/4	1-1/2	1	10	046	30.63
466E-251	2X1-1/2	1-1/2	1	10	046	30.63
466E-291	2-1/2X1-1/2	1-3/4	1	10	046	39.58
466E-333 ¹	3X1/2	7/8	1	10	046	39.58
466E-334	3X3/4	7/8	1	10	046	39.58
466E-335	3X1	1-1/8	1	10	046	39.58
466E-336 ¹	3X1-1/4	2-1/4	1	10	046	39.58
466E-337 ¹	3X1-1/2	2-1/4	1	10	046	39.58
466E-338	3X2	2-1/4	1	10	046	39.58
466E-415 ¹	4X1/2	1-1/8	1	10	046	50.68
466E-416 ¹	4X3/4	1-1/8	1	10	046	50.68
466E-417	4X1	1-1/8	1	8	046	50.68
466E-418 ¹	4X1-1/4	1-3/4	1	8	046	50.68
466E-419	4X1-1/2	1-3/4	1	8	046	50.68
466E-420	4X2	2-1/4	1	8	046	50.68
466E-421 ¹	4X2-1/2	3	1	4	046	61.67
466E-422	4X3	3	1	4	046	68.99
466E-523 ¹	6X1/2	1-1/8	1	4	046	90.93
466E-524 ¹	6X3/4	1-1/8	1	4	046	90.93
466E-525	6X1	1-1/8	1	4	046	90.93
466E-526 ¹	6X1-1/4	2-1/4	1	4	046	90.93
466E-527 ¹	6X1-1/2	2-1/4	1	4	046	90.93
466E-528	6X2	2-1/4	1	4	046	90.93
466E-529 ¹	6X2-1/2	3	1	4	046	101.12
466E-530	6X3	3	1	4	046	106.82
466E-532	6X4	4	1	4	046	112.56
466E-573	8X1/2	4	1	0	046	139.77
466E-574	8X3/4	4	1	0	046	139.77
466E-575	8X1	4	1	0	046	139.77
466E-576 ¹	8X1-1/4	4	1	0	046	139.77
466E-577 ¹	8X1-1/2	4	1	0	046	139.77
466E-578 ¹	8 X 2	4	1	0	046	139.77
466E-579	8X2-1/2	4	1	0	046	153.79
466E-580 ¹	8X3	4	1	0	046	161.36
466E-582	8X4	4	1	0	046	171.17
466E-585	8X6	6	1	0	046	189.93
466E-624	10X4	4	1	0	046	226.02
466E-626	10X6	6	1	0	046	259.94
466E-664	12X4	4	1	0	046	283.31
466E-666	12X6	6	1	0	046	334.75

¹Outlet-sized with Bushing

PVC White Clamp-On Saddle x Soc Single Outlet

with EPDM O-ring & Seal & SS Hardware

2"- 4" 235, 6" 200, 8"-12" 150 psi @ 73°F (23°C)



466SE-247	2X1/2	3/4	1	10	046	48.21
466SE-248	2X3/4	7/8	1	10	046	48.21
466SE-249	2X1	1-1/8	1	10	046	48.21
466SE-250	2X1-1/4	1-1/2	1	10	046	48.21

Schedule 40 Fittings & Accessories Clamp-On & Hot-Tap Saddles



Part Number	Size	Hole Saw Dia	Std Pk	Mstr Ctn	Disc Code	Price Each
-------------	------	--------------	--------	----------	-----------	------------

PVC White Clamp-On Saddle x Soc Single Outlet
(continued)
with EPDM O-ring & Seal & SS Hardware

466SE-251	2X1-1/2	1-1/2	1	10	046	48.21
466SE-291	2-1/2X1-1/2	1-3/4	1	10	046	64.84
466SE-333 ¹	3X1/2	7/8	1	10	046	64.84
466SE-334	3X3/4	7/8	1	10	046	64.84
466SE-335	3X1	1-1/8	1	10	046	64.84
466SE-336 ¹	3X1-1/4	2-1/4	1	10	046	64.84
466SE-337 ¹	3X1-1/2	2-1/4	1	10	046	64.84
466SE-338	3X2	2-1/4	1	10	046	64.84
466SE-415 ¹	4X1/2	1-1/8	1	10	046	80.05
466SE-416 ¹	4X3/4	1-1/8	1	10	046	80.05
466SE-417	4X1	1-1/8	1	8	046	80.05
466SE-418 ¹	4X1-1/4	1-3/4	1	8	046	80.05
466SE-419	4X1-1/2	1-3/4	1	8	046	80.05
466SE-420	4X2	2-1/4	1	8	046	80.05
466SE-421 ¹	4X2-1/2	3	1	4	046	86.56
466SE-422	4X3	3	1	4	046	95.89
466SE-523 ¹	6X1/2	1-1/8	1	4	046	136.20
466SE-524 ¹	6X3/4	1-1/8	1	4	046	136.20
466SE-525	6X1	1-1/8	1	4	046	136.20
466SE-526 ¹	6X1-1/4	2-1/4	1	4	046	136.20
466SE-527 ¹	6X1-1/2	2-1/4	1	4	046	136.20
466SE-528	6X2	2-1/4	1	4	046	136.20
466SE-529 ¹	6X2-1/2	3	1	4	046	143.06
466SE-530	6X3	3	1	4	046	147.56
466SE-532	6X4	4	1	4	046	154.76
466SE-573	8X1/2	4	1	0	046	197.84
466SE-574 ¹	8X3/4	4	1	0	046	197.84
466SE-575 ¹	8X1	4	1	0	046	197.84
466SE-576	8X1-1/4	4	1	0	046	197.84
466SE-577 ¹	8X1-1/2	4	1	0	046	197.84
466SE-578 ¹	8X2	4	1	0	046	197.84
466SE-579 ¹	8X2-1/2	4	1	0	046	217.61
466SE-580 ¹	8X3	4	1	0	046	228.45
466SE-582	8X4	4	1	0	046	242.11
466SE-585	8X6	6	1	0	046	268.78
466SE-624	10X4	4	1	0	046	319.78
466SE-626	10X6	6	1	0	046	367.76
466SE-664	12X4	4	1	0	046	400.80
466SE-666	12X6	4	1	0	046	464.96

¹Outlet-sized with Bushing

PVC White Clamp-On Saddle x SR Thread Single Outlet

with Buna-N O-ring Seal & Zinc-Plated Hardware



2" - 4" 235, 6" 200, 8"-12" 150 psi @ 73°F (23°C)

467-247SR	2X1/2	3/4	1	10	046	31.77
467-248SR	2X3/4	7/8	1	10	046	31.77
467-249SR	2X1	1-1/8	1	10	046	31.77
467-250SR	2X1-1/4	1-1/2	1	10	046	31.77
467-251SR	2X1-1/2	1-1/2	1	10	046	31.77
467-291SR	2-1/2X1-1/2	1-3/4	1	10	046	43.45
467-333SR ¹	3X1/2	7/8	1	10	046	43.45
467-334SR	3X3/4	7/8	1	10	046	43.45
467-335SR	3X1	1-1/8	1	10	046	43.45
467-336SR ¹	3X1-1/4	2-1/4	1	10	046	43.45
467-337SR ¹	3X1-1/2	2-1/4	1	10	046	43.45
467-338SR	3X2	2-1/4	1	10	046	43.45
467-415SR ¹	4X1/2	1-1/8	1	10	046	54.71
467-416SR ¹	4X3/4	1-1/8	1	10	046	54.71
467-417SR	4X1	1-1/8	1	8	046	54.71
467-418SR ¹	4X1-1/4	1-3/4	1	8	046	54.71
467-419SR	4X1-1/2	1-3/4	1	8	046	54.71
467-420SR	4X2	2-1/4	1	8	046	54.71
467-421SR ¹	4X2-1/2	3	1	4	046	59.18

Part Number	Size	Hole Saw Dia	Std Pk	Mstr Ctn	Disc Code	Price Each
-------------	------	--------------	--------	----------	-----------	------------

PVC White Clamp-On Saddle x SR Thread Single Outlet
(continued)
with Buna-N O-ring Seal & Zinc-Plated Hardware

467-422SR	4X3	3	1	4	046	64.53
467-523SR ¹	6X1/2	1-1/8	1	4	046	95.54
467-524SR ¹	6X3/4	1-1/8	1	4	046	95.54
467-525SR	6X1	1-1/8	1	4	046	95.54
467-526SR ¹	6X1-1/4	2-1/4	1	4	046	95.54
467-527SR ¹	6X1-1/2	2-1/4	1	4	046	95.54
467-528SR	6X2	2-1/4	1	4	046	95.54
467-529SR ¹	6X2-1/2	3	1	4	046	112.74
467-530SR	6X3	3	1	4	046	119.95
467-532SR	6X4	4	1	4	046	124.87
467-573SR ¹	8X1/2	4	1	0	046	145.61
467-574SR ¹	8X3/4	4	1	0	046	145.61
467-575SR ¹	8X1	4	1	0	046	145.61
467-576SR ¹	8X1-1/4	4	1	0	046	145.61
467-577SR ¹	8X1-1/2	4	1	0	046	145.61
467-578SR ¹	8X2	4	1	0	046	145.61
467-579SR ¹	8X2-1/2	4	1	0	046	160.14
467-580SR ¹	8X3	4	1	0	046	168.23
467-582SR	8X4	4	1	0	046	178.29
467-585SR	8X6	6	1	0	046	196.12
467-624SR	10X4	4	1	0	046	233.45
467-626SR	10X6	6	1	0	046	268.33
467-664SR	12X4	4	1	0	046	292.43
467-666SR	12X6	6	1	0	046	339.20

¹ Outlet-sized with Bushing

PVC White Clamp-On Saddle x SR Thread Single Outlet

with Buna-N O-ring Seal & SS Hardware



2" - 4" 235, 6" 200, 8"-12" 150 psi @ 73°F (23°C)

467S-247SR	2X1/2	3/4	1	10	046	51.96
467S-248SR	2X3/4	7/8	1	10	046	51.96
467S-249SR	2X1	1-1/8	1	10	046	51.96
467S-250SR	2X1-1/4	1-1/2	1	10	046	51.96
467S-251SR	2X1-1/2	1-1/2	1	10	046	51.96
467S-291SR	2-1/2X1-1/2	1-3/4	1	10	046	69.87
467S-333SR ¹	3X1/2	7/8	1	10	046	69.87
467S-334SR	3X3/4	7/8	1	10	046	69.87
467S-335SR	3X1	1-1/8	1	10	046	69.87
467S-336SR ¹	3X1-1/4	2-1/4	1	10	046	69.87
467S-337SR ¹	3X1-1/2	2-1/4	1	10	046	69.87
467S-338SR	3X2	2-1/4	1	10	046	69.87
467S-415SR ¹	4X1/2	1-1/8	1	10	046	87.91
467S-416SR ¹	4X3/4	1-1/8	1	10	046	87.91
467S-417SR	4X1	1-1/8	1	8	046	87.91
467S-418SR ¹	4X1-1/4	1-3/4	1	8	046	87.91
467S-419SR	4X1-1/2	1-3/4	1	8	046	87.91
467S-420SR	4X2	2-1/4	1	8	046	87.91
467S-421SR ¹	4X2-1/2	3	1	4	046	93.48
467S-422SR	4X3	3	1	4	046	98.73
467S-523SR ¹	6X1/2	1-1/8	1	4	046	146.49
467S-524SR ¹	6X3/4	1-1/8	1	4	046	146.49
467S-525SR	6X1	1-1/8	1	4	046	146.49
467S-526SR ¹	6X1-1/4	2-1/4	1	4	046	146.49
467S-527SR ¹	6X1-1/2	2-1/4	1	4	046	146.49
467S-528SR	6X2	2-1/4	1	4	046	146.49
467S-529SR ¹	6X2-1/2	3	1	4	046	157.65
467S-530SR	6X3	3	1	4	046	162.26
467S-532SR	6X4	4	1	4	046	168.55
467S-573SR ¹	8X1/2	4	1	0	046	210.98
467S-574SR ¹	8X3/4	4	1	0	046	210.98
467S-575SR ¹	8X1	4	1	0	046	210.98
467S-576SR ¹	8X1-1/4	4	1	0	046	210.98
467S-577SR ¹	8X1-1/2	4	1	0	046	210.98



**Schedule 40 Fittings & Accessories
Clamp-On & Hot-Tap Saddles**

Part Number	Size	Hole Saw Dia	Std Pk	Mstr Ctn	Disc Code	Price Each
PVC White Clamp-On Saddle x SR Thread Single Outlet (continued) with Buna-N O-ring Seal & SS Hardware						
467S-578SR ¹	8X2	4	1	0	046	210.98
467S-579SR ¹	8X2-1/2	4	1	0	046	229.13
467S-580SR ¹	8X3	4	1	0	046	240.56
467S-582SR	8X4	4	1	0	046	255.02
467S-585SR	8X6	6	1	0	046	280.38
467S-624SR	10X4	4	1	0	046	333.72
467S-626SR	10X6	6	1	0	046	383.76
467S-664SR	12X4	4	1	0	046	418.33
467S-666SR	12X6	6	1	0	046	485.08

¹Outlet-sized with Bushing

PVC White Clamp-On Saddle x SR Thread Single Outlet
with EPDM O-ring Seal & Zinc-Plated Hardware



2"- 4" 235, 6" 200, 8"-12" 150 psi @ 73°F (23°C)

467E-247SR	2X1/2	3/4	1	10	046	34.19
467E-248SR	2X3/4	7/8	1	10	046	34.19
467E-249SR	2X1	1-1/8	1	10	046	34.19
467E-250SR	2X1-1/4	1-1/2	1	10	046	34.19
467E-251SR	2X1-1/2	1-1/2	1	10	046	34.19
467E-291SR	2-1/2X1-1/2	1-3/4	1	10	046	47.67
467E-333SR ¹	3X1/2	7/8	1	10	046	47.67
467E-334SR	3X3/4	7/8	1	10	046	47.67
467E-335SR	3X1	1-1/8	1	10	046	47.67
467E-336SR ¹	3X1-1/4	2-1/4	1	10	046	47.67
467E-337SR ¹	3X1-1/2	2-1/4	1	10	046	47.67
467E-338SR	3X2	2-1/4	1	10	046	47.67
467E-415SR ¹	4X1/2	1-1/8	1	10	046	59.60
467E-416SR ¹	4X3/4	1-1/8	1	10	046	59.60
467E-417SR	4X1	1-1/8	1	8	046	59.60
467E-418SR ¹	4X1-1/4	1-3/4	1	8	046	59.60
467E-419SR	4X1-1/2	1-3/4	1	8	046	59.60
467E-420SR	4X2	2-1/4	1	8	046	59.60
467E-421SR ¹	4X2-1/2	3	1	4	046	63.87
467E-422SR	4X3	3	1	4	046	68.47
467E-523SR ¹	6X1/2	1-1/8	1	4	046	99.45
467E-524SR ¹	6X3/4	1-1/8	1	4	046	99.45
467E-525SR	6X1	1-1/8	1	4	046	99.45
467E-526SR ¹	6X1-1/4	2-1/4	1	4	046	99.45
467E-527SR ¹	6X1-1/2	2-1/4	1	4	046	99.45
467E-528SR	6X2	2-1/4	1	4	046	99.45
467E-529SR ¹	6X2-1/2	3	1	4	046	123.19
467E-530SR	6X3	3	1	4	046	129.60
467E-532SR	6X4	4	1	4	046	136.13
467E-573SR ¹	8X1/2	4	1	0	046	150.67
467E-574SR ¹	8X3/4	4	1	0	046	150.67
467E-575SR ¹	8X1	4	1	0	046	150.67
467E-576SR ¹	8X1-1/4	4	1	0	046	150.67
467E-577SR ¹	8X1-1/2	4	1	0	046	150.67
467E-578SR ¹	8X2	4	1	0	046	150.67
467E-579SR ¹	8X2-1/2	4	1	0	046	165.74
467E-580SR ¹	8X3	4	1	0	046	174.07
467E-582SR	8X4	4	1	0	046	184.51
467E-585SR	8X6	6	1	0	046	204.69
467E-624SR	10X4	4	1	0	046	243.57
467E-626SR	10X6	6	1	0	046	280.05
467E-664SR	12X4	4	1	0	046	305.33
467E-666SR	12X6	6	1	0	046	354.19

¹Outlet-sized with Bushing

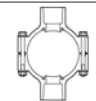
Part Number	Size	Hole Saw Dia	Std Pk	Mstr Ctn	Disc Code	Price Each
PVC White Clamp-On Saddle x SR Thread Single Outlet with EPDM O-ring Seal & SS Hardware						
2"- 4" 235, 6" 200, 8"-12" 150 psi @ 73°F (23°C)						



467SE-247SR	2X1/2	3/4	1	10	046	53.52
467SE-248SR	2X3/4	7/8	1	10	046	53.52
467SE-249SR	2X1	1-1/8	1	10	046	53.52
467SE-250SR	2X1-1/4	1-1/2	1	10	046	53.52
467SE-251SR	2X1-1/2	1-1/2	1	10	046	53.52
467SE-291SR	2-1/2X1-1/2	1-3/4	1	10	046	71.82
467SE-333SR ¹	3X1/2	7/8	1	10	046	71.82
467SE-334SR	3X3/4	7/8	1	10	046	71.82
467SE-335SR	3X1	1-1/8	1	10	046	71.82
467SE-336SR ¹	3X1-1/4	2-1/4	1	10	046	71.82
467SE-337SR ¹	3X1-1/2	2-1/4	1	10	046	71.82
467SE-338SR	3X2	2-1/4	1	10	046	71.82
467SE-415SR ¹	4X1/2	1-1/8	1	10	046	90.12
467SE-416SR ¹	4X3/4	1-1/8	1	10	046	90.12
467SE-417SR	4X1	1-1/8	1	8	046	90.12
467SE-418SR ¹	4X1-1/4	1-3/4	1	8	046	90.12
467SE-419SR	4X1-1/2	1-3/4	1	8	046	90.12
467SE-420SR	4X2	2-1/4	1	8	046	90.12
467SE-421SR ¹	4X2-1/2	3	1	4	046	93.96
467SE-422SR	4X3	3	1	4	046	99.18
467SE-523SR ¹	6X1/2	1-1/8	1	4	046	151.43
467SE-524SR ¹	6X3/4	1-1/8	1	4	046	151.43
467SE-525SR	6X1	1-1/8	1	4	046	151.43
467SE-526SR ¹	6X1-1/4	2-1/4	1	4	046	151.43
467SE-527SR ¹	6X1-1/2	2-1/4	1	4	046	151.43
467SE-528SR	6X2	2-1/4	1	4	046	151.43
467SE-529SR ¹	6X2-1/2	3	1	4	046	164.37
467SE-530SR	6X3	3	1	4	046	170.51
467SE-532SR	6X4	4	1	4	046	173.58
467SE-573SR ¹	8X1/2	4	1	0	046	217.25
467SE-574SR ¹	8X3/4	4	1	0	046	217.25
467SE-575SR ¹	8X1	4	1	0	046	217.25
467SE-576SR ¹	8X1-1/4	4	1	0	046	217.25
467SE-577SR ¹	8X1-1/2	4	1	0	046	217.25
467SE-578SR ¹	8X2	4	1	0	046	217.25
467SE-579SR ¹	8X2-1/2	4	1	0	046	239.09
467SE-580SR ¹	8X3	4	1	0	046	250.98
467SE-582SR	8X4	4	1	0	046	266.12
467SE-585SR	8X6	6	1	0	046	292.68
467SE-624SR	10X4	4	1	0	046	348.17
467SE-626SR	10X6	6	1	0	046	400.64
467SE-666SR	12X6	6	1	0	046	506.42

¹Outlet-sized with Bushing

PVC White Clamp-On Saddle x Soc Double Outlet
with Buna-N O-ring Seal & Zinc-Plated Hardware



2"- 4" 235, 6" 200, 8"-12" 150 psi @ 73°F (23°C)

468-247	2X1/2	3/4	1	10	046	34.34
468-248	2X3/4	7/8	1	10	046	34.34
468-249	2X1	1-1/8	1	10	046	34.34
468-250	2X1-1/4	1-1/2	1	10	046	34.34
468-251	2X1-1/2	1-1/2	1	10	046	34.34
468-291	2-1/2X1-1/2	1-3/4	1	10	046	45.84
468-333 ¹	3X1/2	7/8	1	10	046	45.84
468-334	3X3/4	7/8	1	10	046	45.84
468-335	3X1	1-1/8	1	10	046	45.84
468-336 ¹	3X1-1/4	2-1/4	1	10	046	45.84
468-337 ¹	3X1-1/2	2-1/4	1	10	046	45.84
468-338	3X2	2-1/4	1	10	046	45.84
468-415 ¹	4X1/2	1-1/8	1	10	046	58.08
468-416 ¹	4X3/4	1-1/8	1	10	046	58.08

**Schedule 40 Fittings & Accessories
Clamp-On & Hot-Tap Saddles**



Part Number	Size	Hole Saw Dia	Std Pk	Mstr Ctn	Disc Code	Price Each
-------------	------	--------------	--------	----------	-----------	------------

PVC White Clamp-On Saddle x Soc Double Outlet
(continued)
with Buna-N O-ring Seal & Zinc-Plated Hardware

468-417	4X1	1-1/8	1	8	046	58.08
468-418 ¹	4X1-1/4	1-3/4	1	8	046	58.08
468-419	4X1-1/2	1-3/4	1	8	046	58.08
468-420	4X2	2-1/4	1	8	046	58.08
468-421 ¹	4X2-1/2	3	1	4	046	60.80
468-422	4X3	3	1	4	046	68.64
468-523 ¹	6X1/2	1-1/8	1	4	046	95.64
468-524 ¹	6X3/4	1-1/8	1	4	046	95.64
468-525	6X1	1-1/8	1	4	046	95.64
468-526 ¹	6X1-1/4	2-1/4	1	4	046	95.64
468-527 ¹	6X1-1/2	2-1/4	1	4	046	95.64
468-528	6X2	2-1/4	1	4	046	95.64
468-529 ¹	6X2-1/2	3	1	4	046	108.85
468-530	6X3	3	1	4	046	113.80
468-532	6X4	4	1	4	046	122.33
468-573 ¹	8X1/2	4	1	0	046	137.27
468-574 ¹	8X3/4	4	1	0	046	137.27
468-575 ¹	8X1	4	1	0	046	137.27
468-576 ¹	8X1-1/4	4	1	0	046	137.27
468-577 ¹	8X1-1/2	4	1	0	046	137.27
468-578 ¹	8X2	4	1	0	046	137.27
468-579 ¹	8X2-1/2	4	1	0	046	150.94
468-580 ¹	8X3	4	1	0	046	158.53
468-582	8X4	4	1	0	046	168.07
468-585	8X6	6	1	0	046	186.46
468-624	10X4	4	1	0	046	221.89
468-626	10X6	6	1	0	046	255.09
468-664	12X4	4	1	0	046	278.15
468-666	12X6	6	1	0	046	322.69

¹Outlet-sized with Bushing.

PVC White Clamp-On Saddle x Soc Double Outlet

with Buna-N O-ring Seal & SS Hardware

2"- 4" 235, 6" 200, 8"-12" 150 psi @ 73°F (23°C)



468S-247	2X1/2	3/4	1	10	046	55.11
468S-248	2X3/4	7/8	1	10	046	55.11
468S-249	2X1	1-1/8	1	10	046	55.11
468S-250	2X1-1/4	1-1/2	1	10	046	55.11
468S-251	2X1-1/2	1-1/2	1	10	046	55.11
468S-291	2-1/2X1-1/2	1-3/4	1	10	046	73.57
468S-333 ¹	3X1/2	7/8	1	10	046	73.57
468S-334	3X3/4	7/8	1	10	046	73.57
468S-335	3X1	1-1/8	1	10	046	73.57
468S-336 ¹	3X1-1/4	2-1/4	1	10	046	73.57
468S-337 ¹	3X1-1/2	2-1/4	1	10	046	73.57
468S-338	3X2	2-1/4	1	10	046	73.57
468S-415 ¹	4X1/2	1-1/8	1	10	046	91.82
468S-416 ¹	4X3/4	1-1/8	1	10	046	91.82
468S-417	4X1	1-1/8	1	8	046	91.82
468S-418 ¹	4X1-1/4	1-3/4	1	8	046	91.82
468S-419	4X1-1/2	1-3/4	1	8	046	91.82
468S-420	4X2	2-1/4	1	8	046	91.82
468S-421 ¹	4X2-1/2	3	1	4	046	96.49
468S-422	4X3	3	1	4	046	105.88
468S-523 ¹	6X1/2	1-1/8	1	4	046	151.67
468S-524 ¹	6X3/4	1-1/8	1	4	046	151.67
468S-525	6X1	1-1/8	1	4	046	151.67
468S-526 ¹	6X1-1/4	2-1/4	1	4	046	151.67
468S-527 ¹	6X1-1/2	2-1/4	1	4	046	151.67
468S-528	6X2	2-1/4	1	4	046	151.67
468S-529 ¹	6X2-1/2	3	1	4	046	158.47
468S-530	6X3	3	1	4	046	161.20
468S-532	6X4	4	1	4	046	166.43

Part Number	Size	Hole Saw Dia	Std Pk	Mstr Ctn	Disc Code	Price Each
-------------	------	--------------	--------	----------	-----------	------------

PVC White Clamp-On Saddle x Soc Double Outlet
(continued)
with Buna-N O-ring Seal & SS Hardware

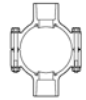
468S-573 ¹	8X1/2	4	1	0	046	204.02
468S-574 ¹	8X3/4	4	1	0	046	204.02
468S-575 ¹	8X1	4	1	0	046	204.02
468S-576 ¹	8X1-1/4	4	1	0	046	204.02
468S-577 ¹	8X1-1/2	4	1	0	046	204.02
468S-578 ¹	8X2	4	1	0	046	204.02
468S-579 ¹	8X2-1/2	4	1	0	046	224.39
468S-580 ¹	8X3	4	1	0	046	235.75
468S-582	8X4	4	1	0	046	249.77
468S-585	8X6	6	1	0	046	274.71
468S-624	10X4	4	1	0	046	326.82
468S-626	10X6	6	1	0	046	375.94
468S-664	12X4	4	1	0	046	409.76
468S-666	12X6	6	1	0	046	475.29

¹Outlet-sized with Bushing.

PVC White Clamp-On Saddle x Soc Double Outlet

with EPDM O-ring Seal & Zinc-Plated Hardware

2"- 4" 235, 6" 200, 8"-12" 150 psi @ 73°F (23°C)



468E-247	2X1/2	3/4	1	10	046	36.11
468E-248	2X3/4	7/8	1	10	046	36.11
468E-249	2X1	1-1/8	1	10	046	36.11
468E-250	2X1-1/4	1-1/2	1	10	046	36.11
468E-251	2X1-1/2	1-1/2	1	10	046	36.11
468E-291	2-1/2X1-1/2	1-3/4	1	10	046	49.87
468E-333 ¹	3X1/2	7/8	1	10	046	49.87
468E-334	3X3/4	7/8	1	10	046	49.87
468E-335	3X1	1-1/8	1	10	046	49.87
468E-336 ¹	3X1-1/4	2-1/4	1	10	046	49.87
468E-337 ¹	3X1-1/2	2-1/4	1	10	046	49.87
468E-338	3X2	2-1/4	1	10	046	49.87
468E-415 ¹	4X1/2	1-1/8	1	10	046	60.64
468E-416 ¹	4X3/4	1-1/8	1	10	046	60.64
468E-417	4X1	1-1/8	1	8	046	60.64
468E-418 ¹	4X1-1/4	1-3/4	1	8	046	60.64
468E-419	4X1-1/2	1-3/4	1	8	046	60.64
468E-420	4X2	2-1/4	1	8	046	60.64
468E-421 ¹	4X2-1/2	3	1	4	046	65.03
468E-422	4X3	3	4	0	046	72.47
468E-523 ¹	6X1/2	1-1/8	1	4	046	101.80
468E-524 ¹	6X3/4	1-1/8	1	4	046	101.80
468E-525	6X1	1-1/8	1	4	046	101.80
468E-526 ¹	6X1-1/4	2-1/4	1	4	046	101.80
468E-527 ¹	6X1-1/2	2-1/4	1	4	046	101.80
468E-528	6X2	2-1/4	1	4	046	101.80
468E-529 ¹	6X2-1/2	3	1	4	046	113.85
468E-530	6X3	3	1	4	046	122.48
468E-532	6X4	4	1	4	046	129.05
468E-573 ¹	8X1/2	4	1	0	046	153.59
468E-574 ¹	8X3/4	4	1	0	046	153.59
468E-575 ¹	8X1	4	1	0	046	153.59
468E-576 ¹	8X1-1/4	4	1	0	046	153.59
468E-577 ¹	8X1-1/2	4	1	0	046	153.59
468E-578 ¹	8X2	4	1	0	046	153.59
468E-579 ¹	8X2-1/2	4	1	0	046	169.02
468E-580 ¹	8X3	4	1	0	046	177.53
468E-582	8X4	4	1	0	046	188.20
468E-585	8X6	6	1	0	046	206.95
468E-624	10X4	4	1	0	046	246.33
468E-626	10X6	6	1	0	046	283.15
468E-664	12X4	4	1	0	046	308.77
468E-666	12X6	6	1	0	046	358.05

¹Outlet-sized with Bushing.



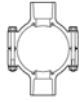
**Schedule 40 Fittings & Accessories
Clamp-On & Hot-Tap Saddles**

Part Number	Size	Hole Saw Dia	Std Pk	Mstr Ctn	Disc Code	Price Each
-------------	------	--------------	--------	----------	-----------	------------

PVC White Clamp-On Saddle x Soc Double Outlet

with EPDM O-ring Seal & SS Hardware

2" - 4" 235, 6" 200, 8"-12" 150 psi @ 73°F (23°C)



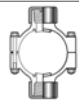
468SE-247	2X1/2	3/4	1	10	046	58.93
468SE-248	2X3/4	7/8	1	10	046	58.93
468SE-249	2X1	1-1/8	1	10	046	58.93
468SE-250	2X1-1/4	1-1/2	1	10	046	58.93
468SE-251	2X1-1/2	1-1/2	1	10	046	58.93
468SE-291	2-1/2X1-1/2	1-3/4	1	10	046	77.93
468SE-333 ¹	3X1/2	7/8	1	10	046	77.93
468SE-334	3X3/4	7/8	1	10	046	77.93
468SE-335	3X1	1-1/8	1	10	046	77.93
468SE-336 ¹	3X1-1/4	2-1/4	1	10	046	77.93
468SE-337 ¹	3X1-1/2	2-1/4	1	10	046	77.93
468SE-338	3X2	2-1/4	1	10	046	77.93
468SE-415 ¹	4X1/2	1-1/8	1	10	046	97.27
468SE-416 ¹	4X3/4	1-1/8	1	10	046	97.27
468SE-417	4X1	1-1/8	1	8	046	97.27
468SE-418 ¹	4X1-1/4	1-3/4	1	8	046	97.27
468SE-419	4X1-1/2	1-3/4	1	8	046	97.27
468SE-420	4X2	2-1/4	1	8	046	97.27
468SE-421 ¹	4X2-1/2	3	1	4	046	106.18
468SE-422	4X3	3	4	0	046	113.18
468SE-523 ¹	6X1/2	1-1/8	1	4	046	162.15
468SE-524 ¹	6X3/4	1-1/8	1	4	046	162.15
468SE-525	6X1	1-1/8	1	4	046	162.15
468SE-526 ¹	6X1-1/4	2-1/4	1	4	046	162.15
468SE-527 ¹	6X1-1/2	2-1/4	1	4	046	162.15
468SE-528	6X2	2-1/4	1	4	046	162.15
468SE-529 ¹	6X2-1/2	3	1	4	046	166.53
468SE-530	6X3	3	1	4	046	172.31
468SE-532	6X4	4	1	4	046	182.24
468SE-573 ¹	8X1/2	4	1	0	046	231.01
468SE-574 ¹	8X3/4	4	1	0	046	231.01
468SE-575 ¹	8X1	4	1	0	046	231.01
468SE-576 ¹	8X1-1/4	4	1	0	046	231.01
468SE-577 ¹	8X1-1/2	4	1	0	046	231.01
468SE-578 ¹	8X2	4	1	0	046	231.01
468SE-579 ¹	8X2-1/2	4	1	0	046	254.16
468SE-580 ¹	8X3	4	1	0	046	262.84
468SE-582	8X4	4	1	0	046	283.21
468SE-585	8X6	6	1	0	046	313.93
468SE-624	10X4	4	1	0	046	373.54
468SE-626	10X6	6	1	0	046	429.51
468SE-664	12X4	4	1	0	046	468.41
468SE-666	12X6	6	1	0	046	543.23

¹Outlet-sized with Bushing

PVC White Clamp-On Saddle x SR Thread Double Outlet

with Buna-N O-ring Seal & Zinc-Plated Hardware

2" - 4" 235, 6" 200, 8"-12" 150 psi @ 73°F (23°C)



469-247SR	2X1/2	3/4	1	10	046	38.82
469-248SR	2X3/4	7/8	1	10	046	38.82
469-249SR	2X1	1-1/8	1	10	046	38.82
469-250SR	2X1-1/4	1-1/2	1	10	046	38.82
469-251SR	2X1-1/2	1-1/2	1	10	046	38.82
469-291SR	2-1/2X1-1/2	1-3/4	1	10	046	51.55
469-333SR ¹	3X1/2	7/8	1	10	046	51.55
469-334SR	3X3/4	7/8	1	10	046	51.55
469-335SR	3X1	1-1/8	1	10	046	51.55
469-336SR ¹	3X1-1/4	2-1/4	1	10	046	51.55
469-337SR ¹	3X1-1/2	2-1/4	1	10	046	51.55
469-338SR	3X2	2-1/4	1	10	046	51.55
469-415SR ¹	4X1/2	1-1/8	1	10	046	77.39

Part Number	Size	Hole Saw Dia	Std Pk	Mstr Ctn	Disc Code	Price Each
-------------	------	--------------	--------	----------	-----------	------------

PVC White Clamp-On Saddle x SR Thread Double Outlet (continued)

with Buna-N O-ring Seal & Zinc-Plated Hardware

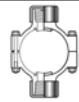
469-416SR ¹	4X3/4	1-1/8	1	10	046	77.39
469-417SR	4X1	1-1/8	1	8	046	77.39
469-418SR ¹	4X1-1/4	1-3/4	1	8	046	77.39
469-419SR	4X1-1/2	1-3/4	1	8	046	77.39
469-420SR	4X2	2-1/4	1	8	046	77.39
469-421SR ¹	4X2-1/2	3	1	4	046	83.14
469-422SR	4X3	3	1	4	046	198.35
469-523SR ¹	6X1/2	1-1/8	1	4	046	126.16
469-524SR ¹	6X3/4	1-1/8	1	4	046	126.16
469-525SR	6X1	1-1/8	1	4	046	126.16
469-526SR ¹	6X1-1/4	2-1/4	1	4	046	126.16
469-527SR ¹	6X1-1/2	2-1/4	1	4	046	126.16
469-528SR	6X2	2-1/4	1	4	046	126.16
469-529SR ¹	6X2-1/2	3	1	4	046	151.31
469-530SR	6X3	3	1	4	046	158.84
469-532SR	6X4	4	1	4	046	166.33
469-573SR ¹	8X1/2	4	1	0	046	184.92
469-574SR ¹	8X3/4	4	1	0	046	184.92
469-575SR ¹	8X1	4	1	0	046	184.92
469-576SR ¹	8X1-1/4	4	1	0	046	184.92
469-577SR ¹	8X1-1/2	4	1	0	046	184.92
469-578SR ¹	8X2	4	1	0	046	184.92
469-579SR ¹	8X2-1/2	4	1	0	046	204.69
469-580SR ¹	8X3	4	1	0	046	214.59
469-582SR	8X4	4	1	0	046	227.57
469-585SR	8X6	6	1	0	046	250.29
469-624SR	10X4	4	1	0	046	297.85
469-626SR	10X6	6	1	0	046	342.31
469-666SR	12X6	6	1	0	046	433.04

¹Outlet-sized with Bushing

PVC White Clamp-On Saddle x SR Thread Double Outlet

with Buna-N O-ring Seal & SS Hardware

2" - 4" 235, 6" 200, 8"-12" 150 psi @ 73°F (23°C)



469S-247SR	2X1/2	3/4	1	10	046	61.25
469S-248SR	2X3/4	7/8	1	10	046	61.25
469S-249SR	2X1	1-1/8	1	10	046	61.25
469S-250SR	2X1-1/4	1-1/2	1	10	046	61.25
469S-251SR	2X1-1/2	1-1/2	1	10	046	61.25
469S-291SR	2-1/2X1-1/2	1-3/4	1	10	046	81.73
469S-333SR ¹	3X1/2	7/8	1	10	046	81.73
469S-334SR	3X3/4	7/8	1	10	046	81.73
469S-335SR	3X1	1-1/8	1	10	046	81.73
469S-336SR ¹	3X1-1/4	2-1/4	1	10	046	81.73
469S-337SR ¹	3X1-1/2	2-1/4	1	10	046	81.73
469S-338SR	3X2	2-1/4	1	10	046	81.73
469S-415SR ¹	4X1/2	1-1/8	1	10	046	103.85
469S-416SR ¹	4X3/4	1-1/8	1	10	046	103.85
469S-417SR	4X1	1-1/8	1	8	046	103.85
469S-418SR ¹	4X1-1/4	1-3/4	1	8	046	103.85
469S-419SR	4X1-1/2	1-3/4	1	8	046	103.85
469S-420SR	4X2	2-1/4	1	8	046	103.85
469S-421SR ¹	4X2-1/2	3	1	4	046	109.55
469S-422SR	4X3	3	4	0	046	119.95
469S-523SR ¹	6X1/2	1-1/8	1	4	046	170.62
469S-524SR ¹	6X3/4	1-1/8	1	4	046	170.62
469S-525SR	6X1	1-1/8	1	4	046	170.62
469S-526SR ¹	6X1-1/4	2-1/4	1	4	046	170.62
469S-527SR ¹	6X1-1/2	2-1/4	1	4	046	170.62
469S-528SR	6X2	2-1/4	1	4	046	170.62
469S-529SR ¹	6X2-1/2	3	1	4	046	178.60
469S-530SR	6X3	3	1	4	046	188.92
469S-532SR	6X4	4	1	4	046	197.27

**Schedule 40 Fittings & Accessories
Clamp-On & Hot-Tap Saddles**

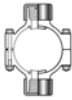


Part Number	Size	Hole Saw Dia	Std Pk	Mstr Ctn	Disc Code	Price Each
PVC White Clamp-On Saddle x SR Thread Double Outlet (continued)						
with Buna-N O-ring Seal & SS Hardware						
469S-573SR ¹	8X1/2	4	1	0	046	241.95
469S-574SR ¹	8X3/4	4	1	0	046	241.95
469S-575SR ¹	8X1	4	1	0	046	241.95
469S-576SR ¹	8X1-1/4	4	1	0	046	241.95
469S-577SR ¹	8X1-1/2	4	1	0	046	241.95
469S-578SR ¹	8X2	4	1	0	046	241.95
469S-579SR ¹	8X2-1/2	4	1	0	046	266.12
469S-580SR ¹	8X3	4	1	0	046	279.35
469S-582SR	8X4	4	1	0	046	295.86
469S-585SR	8X6	6	1	0	046	328.55
469S-624SR	10X4	4	1	0	046	391.00
469S-626SR	10X6	6	1	0	046	449.64
469S-664SR	12X4	4	1	0	046	490.07
469S-666SR	12X6	6	1	0	046	568.35

¹Outlet-sized with Bushing

PVC White Clamp-On Saddle x SR Thread Double Outlet

with EPDM O-ring Seal & Zinc-Plated Hardware



2"- 4" 235, 6" 200, 8"-12" 150 psi @ 73°F (23°C)

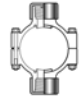
469E-247SR	2X1/2	3/4	1	10	046	42.67
469E-248SR	2X3/4	7/8	1	10	046	42.67
469E-249SR	2X1	1-1/8	1	10	046	42.67
469E-250SR	2X1-1/4	1-1/2	1	10	046	42.67
469E-251SR	2X1-1/2	1-1/2	1	10	046	42.67
469E-291SR	2-1/2X1-1/2	1-3/4	1	10	046	57.86
469E-333SR ¹	3X1/2	7/8	1	10	046	57.86
469E-334SR	3X3/4	7/8	1	10	046	57.86
469E-335SR	3X1	1-1/8	1	10	046	57.86
469E-336SR ¹	3X1-1/4	2-1/4	1	10	046	57.86
469E-337SR ¹	3X1-1/2	2-1/4	1	10	046	57.86
469E-338SR	3X2	2-1/4	1	16	046	57.86
469E-415SR ¹	4X1/2	1-1/8	1	10	046	90.19
469E-416SR ¹	4X3/4	1-1/8	1	10	046	90.19
469E-417SR	4X1	1-1/8	1	8	046	90.19
469E-418SR ¹	4X1-1/4	1-3/4	1	8	046	90.19
469E-419SR	4X1-1/2	1-3/4	1	8	046	90.19
469E-420SR	4X2	2-1/4	1	8	046	90.19
469E-421SR ¹	4X2-1/2	3	1	4	046	91.98
469E-422SR	4X3	3	4	0	046	117.47
469E-523SR ¹	6X1/2	1-1/8	1	4	046	138.29
469E-524SR ¹	6X3/4	1-1/8	1	4	046	138.29
469E-525SR	6X1	1-1/8	1	4	046	138.29
469E-526SR ¹	6X1-1/4	2-1/4	1	4	046	138.29
469E-527SR ¹	6X1-1/2	2-1/4	1	4	046	138.29
469E-528SR	6X2	2-1/4	1	4	046	138.29
469E-529SR ¹	6X2-1/2	3	1	4	046	154.78
469E-530SR	6X3	3	1	4	046	167.41
469E-532SR	6X4	4	1	4	046	178.02
469E-573SR ¹	8X1/2	4	1	0	046	200.39
469E-574SR ¹	8X3/4	4	1	0	046	200.39
469E-575SR ¹	8X1	4	1	0	046	200.39
469E-576SR ¹	8X1-1/4	4	1	0	046	200.39
469E-577SR ¹	8X1-1/2	4	1	0	046	200.39
469E-578SR	8X2	4	1	0	046	200.39
469E-579SR ¹	8X2-1/2	4	1	0	046	220.53
469E-580SR ¹	8X3	4	1	0	046	231.55
469E-582SR	8X4	4	1	0	046	245.48
469E-585SR	8X6	6	1	0	046	272.46
469E-624SR	10X4	4	1	0	046	324.24
469E-626SR	10X6	6	1	0	046	372.76
469E-666SR	12X6	6	1	0	046	471.51

¹Outlet-sized with Bushing

Part Number	Size	Hole Saw Dia	Std Pk	Mstr Ctn	Disc Code	Price Each
-------------	------	--------------	--------	----------	-----------	------------

PVC White Clamp-On Saddle x SR Thread Double Outlet

with EPDM O-ring Seal & SS Hardware



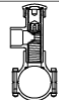
2"- 4" 235, 6" 200, 8"-12" 150 psi @ 73°F (23°C)

469SE-247SR	2X1/2	3/4	1	10	046	65.17
469SE-248SR	2X3/4	7/8	1	10	046	65.17
469SE-249SR	2X1	1-1/8	1	10	046	65.17
469SE-250SR	2X1-1/4	1-1/2	1	10	046	65.17
469SE-251SR	2X1-1/2	1-1/2	1	10	046	65.17
469SE-291SR	2-1/2X1-1/2	1-3/4	1	10	046	86.80
469SE-333SR ¹	3X1/2	7/8	1	10	046	86.80
469SE-334SR	3X3/4	7/8	1	10	046	86.80
469SE-335SR	3X1	1-1/8	1	10	046	86.80
469SE-336SR ¹	3X1-1/4	2-1/4	1	10	046	86.80
469SE-337SR ¹	3X1-1/2	2-1/4	1	10	046	86.80
469SE-338SR	3X2	2-1/4	1	10	046	86.80
469SE-415SR ¹	4X1/2	1-1/8	1	10	046	111.98
469SE-416SR ¹	4X3/4	1-1/8	1	10	046	111.98
469SE-417SR	4X1	1-1/8	1	8	046	111.98
469SE-418SR ¹	4X1-1/4	1-3/4	1	8	046	111.98
469SE-419SR	4X1-1/2	1-3/4	1	8	046	111.98
469SE-420SR	4X2	2-1/4	1	8	046	111.98
469SE-421SR ¹	4X2-1/2	3	1	4	046	116.16
469SE-422SR	4X3	3	4	0	046	127.12
469SE-523SR ¹	6X1/2	1-1/8	1	4	046	174.99
469SE-524SR ¹	6X3/4	1-1/8	1	4	046	174.99
469SE-525SR	6X1	1-1/8	1	4	046	174.99
469SE-526SR ¹	6X1-1/4	2-1/4	1	4	046	174.99
469SE-527SR ¹	6X1-1/2	2-1/4	1	4	046	174.99
469SE-528SR	6X2	2-1/4	1	4	046	174.99
469SE-529SR ¹	6X2-1/2	3	1	4	046	187.18
469SE-530SR	6X3	3	1	4	046	197.64
469SE-532SR	6X4	4	1	4	046	209.36
469SE-573SR ¹	8X1/2	4	1	0	046	247.54
469SE-574SR ¹	8X3/4	4	1	0	046	247.54
469SE-575SR ¹	8X1	4	1	0	046	247.54
469SE-576SR ¹	8X1-1/4	4	1	0	046	247.54
469SE-577SR ¹	8X1-1/2	4	1	0	046	247.54
469SE-578SR ¹	8X2	4	1	0	046	247.54
469SE-579SR ¹	8X2-1/2	4	1	0	046	272.31
469SE-580SR ¹	8X3	4	1	0	046	285.91
469SE-582SR	8X4	4	1	0	046	297.93
469SE-585SR	8X6	6	1	0	046	336.29
469SE-624SR	10X4	4	1	0	046	400.12
469SE-626SR	10X6	6	1	0	046	460.13
469SE-664SR	12X4	4	1	0	046	500.57
469SE-666SR	12X6	6	1	0	046	581.43

¹Outlet-sized with Bushing

PVC White Hot-Tap Saddle

EPDM Saddle x Soc (Spigot) Zinc Plated Bolts



2"- 4" 235, 6" 200, 8" 150 psi @ 73°F (23°C)

HT2-248W	2X3/4 (1)	1	5	049	51.19
HT2-251W	2X1-1/2 (2)	1	5	049	105.76
HT2-288W	2-1/2X3/4 (1)	1	5	049	54.71
HT2-291W	2-1/2x1-1/2 (2)	1	5	049	109.28
HT2-334W	3X3/4 (1)	1	5	049	62.65
HT2-337W	3X1-1/2 (2)	1	5	049	120.45
HT2-416W	4X3/4 (1)	1	0	049	72.36
HT2-419W	4X1-1/2 (2)	1	0	049	127.36
HT2-524W	6X3/4 (1)	1	0	049	81.34
HT2-527W	6X1-1/2 (2)	1	0	049	135.60
HT2-574W	8X3/4 (1)	1	0	049	90.01
HT2-577W	8X1-1/2 (2)	1	0	049	144.58



Schedule 40 Fittings & Accessories
Clamp-On & Hot-Tap Saddles & Mechanical Clamp-On Transition Saddles

Clamp-On & Hot-Tap Saddles

Part Number	Size	Std Pk	Mstr Ctn	Disc Code	Price Each
-------------	------	--------	----------	-----------	------------

PVC White Hot-Tap Saddles
 EPDM Saddle x Soc (Spigot) SS316 Bolts



2" - 4" 235, 6" 200, 8" 150 psi @ 73°F (23°C)

HT2S-248W	2X3/4 (1)	1	5	049	79.71
HT2S-251W	2X1-1/2 (2)	1	5	049	164.57
HT2S-288W	2-1/2X3/4 (1)	1	5	049	85.15
HT2S-291W	2-1/2X1-1/2 (2)	1	5	049	170.01
HT2S-334W	3X3/4 (1)	1	5	049	97.53
HT2S-337W	3X1-1/2 (2)	1	5	049	187.53

Part Number	Size	Std Pk	Mstr Ctn	Disc Code	Price Each
-------------	------	--------	----------	-----------	------------

PVC White Hot-Tap Saddles (continued)
 EPDM Saddle x Soc (Spigot) SS316 Bolts

HT2S-416W	4X3/4 (1)	1	5	049	112.66
HT2S-419W	4X1-1/2 (2)	1	0	049	198.25
HT2S-524W	6X3/4 (1)	1	5	049	126.49
HT2S-527W	6X1-1/2 (2)	1	0	049	210.89
HT2S-574W	8X3/4 (1)	1	0	049	139.42
HT2S-577W	8X1-1/2 (2)	1	0	049	224.14

Mechanical Clamp-On Transition Saddles

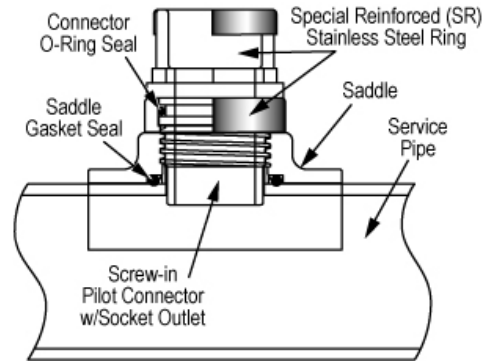
Designed for HDPE-to-PVC pipe transition to provide HDPE mainline take-off for PVC irrigation laterals and irrigation extensions, but fully suitable for any IPS pipe (metal or plastic) transition to PVC. Eliminates costly and cumbersome HDPE fusion process, which is generally cost prohibitive. Depending on the region and location, it has been found that the installed cost of HDPE laterals can be 25% higher than PVC laterals!

Pilot on lateral connector prevents saddle movement on pipe. Exceptionally strong Special Reinforced (SR) outlet on both Saddle outlet and Pilot Connector socket provide unparalleled strength. Injection molded in distinct blue EverTUFF® PVC proprietary material. Pilot Connectors are replaceable and interchangeable with any size EverTUFF® Mechanical Saddle for greater versatility.

Easy Installation - Clamp saddle to pipe, drill hole, install screw-in Pilot Connector with socket outlet. Available for a variety of mainline sizes and can be easily bushed for reduced lateral take-off sizes or special connections.



- Socket Outlet
- 315 psi Pressure Rating @ 73° F
- Stainless Steel Mechanical Clamp
- Elastomer Gasket & O-ring Seals
- Interchangeable 1-1/2" & 2" Lateral Connector Sizes
- Stainless Steel Reinforcing Rings for Extra Strength



Note: Mechanical Clamp Not Shown

Mechanical Clamp-on Transition Saddles

Part Number	Size	Std Pk	Mstr Ctn	Disc Code	Price Each
-------------	------	--------	----------	-----------	------------

Pipe O.D. x Socket

For Polyethylene (or any IPS pipe, metal or plastic) - To - PVC Transitions

865-419	4X1-1/2	2	0	086	733.37
865-420	4X2	1	0	086	743.42
865-527	6X1-1/2	1	0	086	804.53
865-528	6X2	1	0	086	838.42
865-577	8X1-1/2	1	0	086	941.68
865-578	8X2	1	0	086	978.32

**Schedule 40 Fittings & Accessories
Schedule 40 Tank Adapters**



Part Number	Size	Std Pk	Mstr Ctn	Disc Code	Price Each
-------------	------	--------	----------	-----------	------------

Schedule 40 Tank Adapters with EPDM Gasket
Socket(Male Pipe Thread)



150 psi Maximum Internal Pressure Rating @ 73°F (23°C)

4170E-005	1/2 Soc(1 MPT)	25	0	029	31.05
4170E-007	3/4 Soc(1-1/4 MPT)	25	0	029	36.49
4170E-010	1 Soc(1-1/2 MPT)	25	0	029	42.27
4170E-012	1-1/4 Soc(2 MPT)	20	0	029	52.42
4170E-015	1-1/2 Soc(2 MPT)	30	0	029	58.68
4170E-020	2 Soc(2-1/2 MPT)	10	0	029	75.77
4170E-025	2-1/2 Soc(3 MPT)	4	0	029	126.11

Note: These tank adapters have both Socket and size larger Male Pipe Thread connection on external end. Adapter Nut has left hand thread to prevent loosening when installing threaded connection. End lugs allow holding body when tightening Adapter Nut.

Authorized Distributor:

Aetna Plastics Corp.

1702 St. Clair Ave. Cleveland, Ohio 44114

Tel: 800-634-3074 • 216-781-4421 • Fax: 216-781-4474

E-mail: sales@aetnaplastics.com • Web site: www.aetnaplastics.com