




It's Hard To Stop A Trane.®



TCONT900A

Programmable 7 Day Communicating Comfort Control

TCONT900AC43UA - ComfortLink™ II

- Communicating Programmable
- Interactive Touchscreen
- Continuous Comfort-RT™
- Smart Continuous Fan
- Adjustable Continuous Fan, 25-100%
- Multiple Filter Reminders
- Humidity Sensor
- Dehumidification Control
- Window Frost Control
- Dual Fuel Compatible
- BAYCOVR600A - Wall cover plate

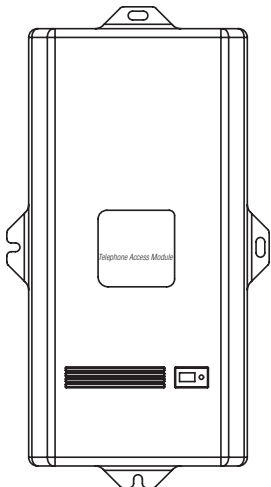
Application:

- 4 Heat/2 Cool (Gas, Oil or Electric)
- BAYTAM00AC00UA - Communicating Telephone Access module

Dimensions:

- 6.02" w x 4.62" h x 1.35" d
- Finish: Bright White

Telephone Access Module (TAM)



BAYTAM

BAYTAM00AC00UA

- Communicating Telephone Access Module
- For use with TCONT900AC43UA only
- Up to four ComfortLink™ systems

Use the Telephone Access Module to:

- Check the temperature in your home remotely using a telephone.
- Adjust your temperature settings remotely using a telephone.
- Change your system mode (heat, cool, off, auto, emergency heat) remotely using a telephone.
- Monitor the temperature in your home, and if the temperature gets too hot or too cold, receive a voice message remotely using a telephone.
- Check the outdoor temperature and indoor humidity remotely using a telephone.
- Monitor the performance of your heating and cooling system.
- Receive a message remotely when your furnace filter needs replacing or your electronic air cleaner cells need cleaning.
- Receive notice when an optional auxiliary sensor detects a situation in your home such as water leakage, freezing temperature or open doors and windows.
- Receive a dialed alert if your power is interrupted for an extended period of time.

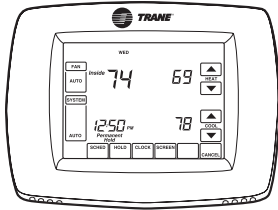
Dimensions in in. (mm):

- 10 (254)w x 5 (127)h x 2 (51)d
- Power Source: 12 Vdc (±5%), 1.0A (9 Vdc battery backup)
- Storage Range: -30°F to 158°F (-34.4°C to 70°C), 5%-95% RH non-condensing
- Operating Temperature Range: 32°F to 120°F (0°C to 48.9°C), 5%-95% RH non-condensing
- Finish: White



It's Hard To Stop A Trane.®

Programmable 7 Day Comfort Controls



TCONT800A

TCONT800AS11AA

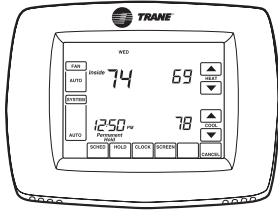
- Interactive Touchscreen
- Effortless Programming
- Large, Backlit Display
- Streamlined Design
- Armchair Programming
- Real Time Clock
- Visual Reminder Cues
- BAYCOVR600A - Wall cover plate

Application:

- 1 Heat/1 Cool (Gas, Oil or Electric)
- 1 Heat/0 Cool (Gas, Oil or Electric)
- 0 Heat/1 Cool
- ZZSENSAL0800AA - Remote Indoor Temperature Sensor

Dimensions:

- 6.02" w x 4.62" h x 1.35" d
- Finish: Bright White



TCONT802A

TCONT802AS32DA

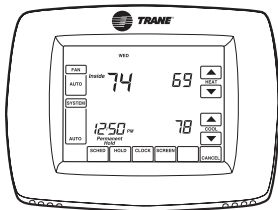
- Interactive Touchscreen
- Effortless Programming
- Large, Backlit Display
- Streamlined Design
- Armchair Programming
- Real Time Clock
- Visual Reminder Cues
- BAYCOVR600A - Wall cover plate

Application:

- Up to 3 Heat/2 Cool (Gas, Oil or Electric)/HP
- ZZSENSAL0800AA - Remote Indoor Temperature Sensor

Dimensions:

- 6.02" w x 4.62" h x 1.35" d
- Finish: Bright White



TCONT803A

TCONT803AS32DA

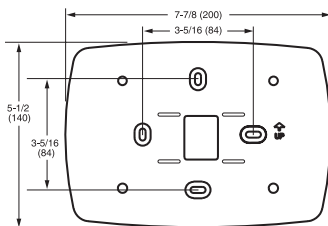
- Built-in Humidity Sensor
- Dehumidification Control
- Interactive Touchscreen
- Effortless Programming
- Large, Backlit Display
- Streamlined Design
- Armchair Programming
- Real Time Clock
- Visual Reminder Cues
- BAYCOVR600A - Wall cover plate

Application:

- Up to 3 Heat/2 Cool (Gas, Oil or Electric)/HP
- ZZSENSAL0800AA - Remote Indoor Temperature Sensor

Dimensions:

- 6.02" w x 4.62" h x 1.35" d
- Finish: Bright White



BAYCOVR600A

BAYCOVR600A

Application:

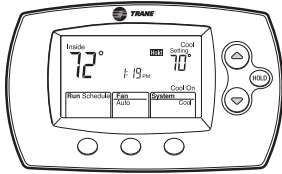
- Use with TCONT800/900A Series Comfort Controls

Dimensions:

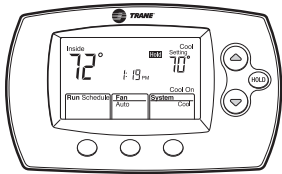
- 7.87" w x 5.50" h
- Finish: Bright White



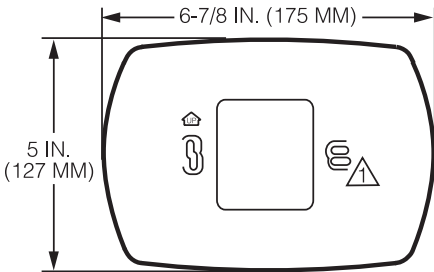
It's Hard To Stop A Trane.®



TCONT600A



TCONT602A



MEDIUM COVER PLATE

BAYCOVR700A

Programmable 5/2 Day Comfort Controls

TCONT600AF11MA

- 1 Heat/1 Cool
- 5/2 or 5/1/1 Programming
- Simple to Install and Use
- Front Wired (Wires attach to wall plates)
- Standard Wiring Terminal Block
- Easy to follow Sequential Programming
- Inside and set temperatures displayed simultaneously
- No auxiliary heat capability
- Plain language (no symbols)
- Easy battery access
- Easy to understand soft key controls
- BAYCOVR700A - Wall cover plate

Application:

- 1 stage heat pump, 0 stage Aux Heat
- 1 stage cool, 1 stage heat (Gas, electric, or oil)
- 1 stage cool, 0 stage heat
- 0 stage cool, 1 stage heat (Gas, electric, or oil)

Dimensions:

- 5.81" w x 3.56" h x 1.50" d
- Finish: Bright White

TCONT602AF22MA

- 2 Heat/2 Cool
- 5/2 or 5/1/1 Programming
- Simple to Install and Use
- Front Wired (Wires attach to wall plates)
- Standard Wiring Terminal Block
- Easy to follow Sequential Programming
- Inside and set temperatures displayed simultaneously
- Plain language (no symbols)
- Easy battery access
- Easy to understand soft key controls
- BAYCOVR700A - Wall cover plate

Application:

- 1 stage cool, 1 stage heat
- 2 stage cool, 1 stage heat
- 1 stage cool, 2 stage heat
- 2 stage cool, 2 stage heat
- 1 stage cool, 0 stage heat
- 0 stage cool, 1 stage heat (Gas, electric, or oil)
- 1 stage heat pump, 0 stage Aux Heat
- 1 stage heat pump, 1 stage Aux Heat

Dimensions:

- 5.81" w x 3.56" h x 1.50" d
- Finish: Bright White

BAYCOVR700A

Application:

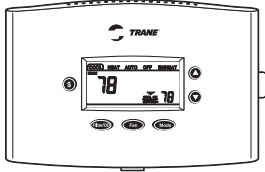
- Use with TCONT600/602A Series Comfort Controls

Dimensions:

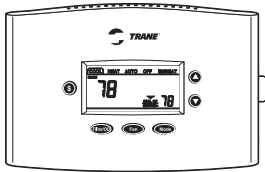
- 6.87" w x 5.0" h
- Finish: Bright White



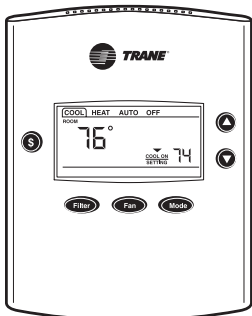
It's Hard To Stop A Trane.®



TCONT402A



TCONT401A



TCONT200A

Non-Programmable Comfort Controls

TCONT402AN32DA

- Auto Changeover
- Backlit Display & Keys
- Comfort Information Compartment
- Energy Savings Mode
- Filter Reminder
- BAYSEN01ATEMPAA-Outdoor Temperature Sensor included*
- Keypad Lock

Application (3-9 Wire Hookup -2 for Outdoor Sensor) Heat Pump* or A/C

- 3 Heat/2 Cool
- No external Dual Fuel Kit Required
- Do not use with TAYPLUS103A
- ZZSENSAL0400AA - Remote Indoor Temperature Sensor

Dimensions:

- 6.75" w x 4.52" h x 1.20" d
- Finish: Bright White
- * Requires external relay for oil furnace applications.
- * Installation is required for outdoor temperature sensing and display

TCONT401AN21MA

- Auto Changeover
- Backlit Display & Keys
- Comfort Information Compartment
- Energy Savings Mode
- Filter Reminder
- Outdoor Temperature Sensor
- Keypad Lock

Application (3-9 Wire Hookup -2 for Outdoor Sensor) Heat Pump* or A/C

- 1 Stage Heat Pump**, 1 Stage Aux Heat
- 1 Stage Heat Pump**, 0 Stage Aux Heat
- 1 Stage Cool, 2 Stage Heat (Gas, Electric or Oil*)
- 1 Stage Cool, 1 Stage Heat (Gas, Electric or Oil*)

- 1 Stage Cool, 0 Stage Heat
- 0 Stage Cool, 2 Stage Heat (Gas, Electric or Oil*)
- 0 Stage Cool, 1 Stage Heat (Gas, Electric or Oil*)

Dimensions:

- 6.75" w x 4.52" h x 1.20" d
- Finish: Bright White
- * Requires external relay for oil furnace applications.
- ** External TAYPLUS103A required for dual fuel applications. BAYSEN01ATEMPA required for outdoor temperature sensing and display

TCONT200AN11AA*

- Auto Changeover
- Backlit Display & Keys
- Comfort Information Compartment
- Energy Savings Mode
- Filter Reminder
- Key Pad Lock

Application (4 wire hookup - power stealing)*

- 1 Heat/1 Cool (Gas, Oil or electric)
- 1 Heat/0 Cool (Gas, Oil or electric)
- 0 Heat/1 Cool
- Finish: Bright White

Dimensions:

- 4.25" w x 5.33" h x 1.20" d

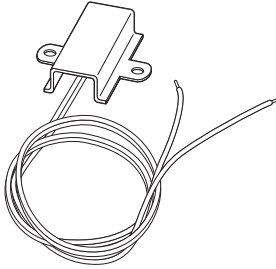
* Power Stealing 4 Wire - Resistor Terminal in Box. 4 - wire system to supply power with heating mode; both resistors must be installed for proper operation.

Remote Sensors




BAYSEN02ATEMPA

- Outdoor Temperature Sensor for Use with TCONT800, 802, 803
- Accuracy +/- 1°F from -40 to 120°F



BAYSEN01ATEMPA

- Outdoor Temperature Sensor for Use with TCONT401A
- Accuracy +/- 1.5°F over 32°F to 100°F
- Display Range -40°F to 140°F

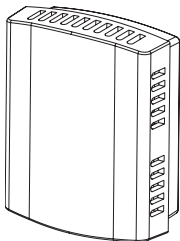


ZZSENSAL0400AA

- Indoor Sensor for Use with TCONT402A Comfort Controls
- Operating Ambient Temperature Range: 20° to 120°F (-6.7° to 48.9°C)
- Display Range: 20° to 120°F (-6.7° to 48.9°C)
- Sensor Accuracy: +/- .5°F at 75°F
- Operating Relative Humidity: 5% to 90% non-condensing

Dimensions in in. (mm):

- 1.54 (39)w x 1.93 (49)h x .625 (1.6)d
- Storage Temperature: -40° to 140°F (-40° to 60°C)
- Finish: White



ZZSENSAL0800AA

- Indoor Temperature Sensor for Use with TCONT800, 802, 803
- Operating Ambient Temperature Range: 20° to 120°F (-6.7° to 48.9°C)
- Display Range: 0 to 99°F (-18 to 37°C)
- Sensor Accuracy: +/- 1.5°F at 70°F (+/- .84 at 21°C)
- Operating Relative Humidity: 5% to 95% non-condensing

Dimensions in in. (mm):

- 1.54 (39)w x 1.93 (49)h x .625 (1.6)d
- Storage Temperature: -40° to 140°F (-40° to 60°C)
- Finish: White

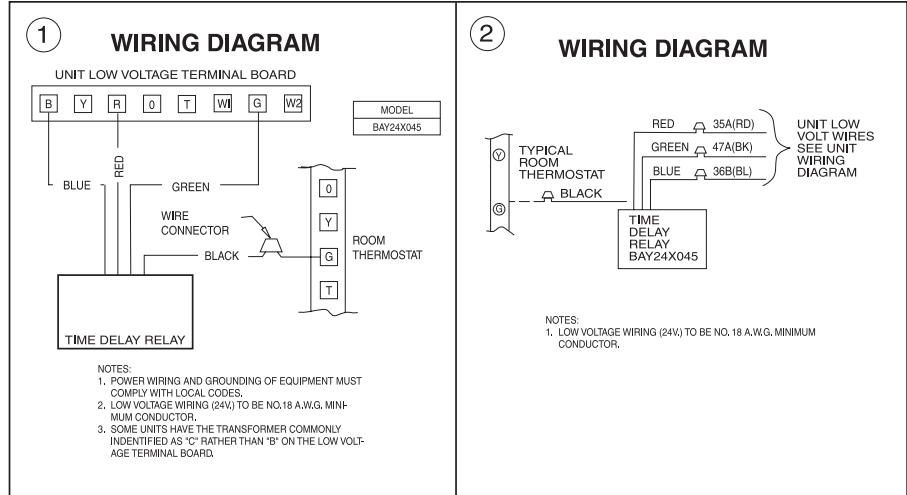


It's Hard To Stop A Trane.

Indoor Fan Delay Relay Kit

BAY24X045

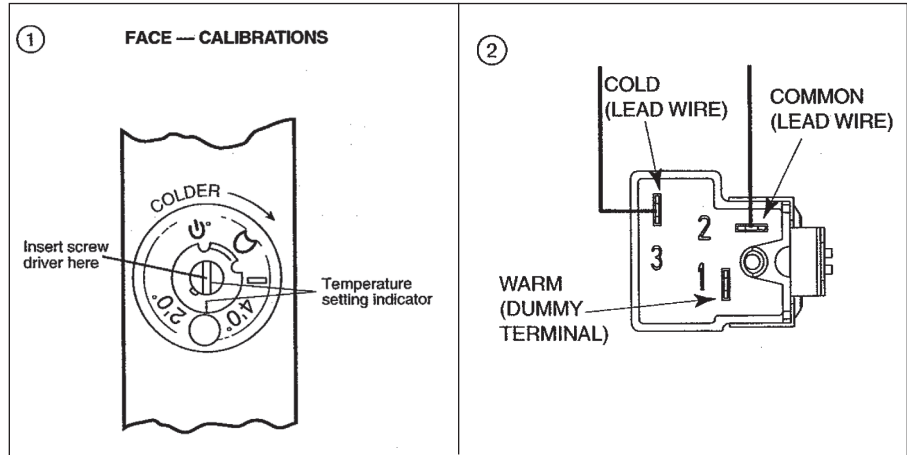
- For application to furnaces and air handlers with cooling coils equipped with capillary tube or 15% bleed expansion valve components.
- This kit allows the indoor fan to continue to run a short time after the outdoor unit shuts off for increased cooling efficiency.
- The kit contains: 1 solid state time delay relay with four (4) color coded wires, 1 wiring diagram, 1 notice label, 1 mounting screw.



Outdoor Thermostat Kit

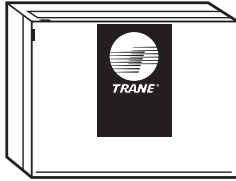
TAYSTAT250B

- The outdoor thermostat (ODT) is designed to turn "ON" the supplementary heater at a pre-selected outdoor temperature.
- The number and setting of the ODT is dependent on the heat loss of the structure and capacity of the heating system installed.
- This model ODT gives a temperature range for 44°F. to -10°F. (See figure 1 for settings). The switching action is single pole/double throw, opening on temperature rise and closing on temperature fall, completing the circuit through the thermostat.





Zone Comfort Controls ComfortLink™ System



ZSCNTRAL012

The System Controller


The Controller is the master and center hub of the system. It acquires information. From the information it gathers, it establishes the system's operation. The main functions of the controller are communications, computation, activation and control.

Use:

- Two Piece Control
- Home Automation Interface "Open Protocol"
- Extensive Diagnostics and Monitoring System

Must be used with any ZUSTATALP52, ZUSTATALS51 or ZUSTATAL031, Wall Mounted Sensors.

Integrated Zone™ System Assembly and Accessories



ZSASSMAL012

- Full modulating zone operation
- Single and two-stage heating products
- Single and two-stage cooling products
- Indoor fan motors -- handles both Variable Speed and PSC induction motors
- Heat pump compatible
- Fossil fuel (gas and oil furnace) compatible
- Wet-heat (hot water coil in air handler) compatible
- Zone card adjustable from 20 to 100% system airflow
- By-pass offering
- Relief to zones adjustment (standard feature)

ZSASSMAL012: Zoning Assembly

Contains the Basic Control components (excluding wall mounted sensors) for either I) a three (3) zone system, or II) a two (2) zone system with by-pass. Control Components included are the system controller, one (1) four-zone expander board with three (3) zone cards. All mounted in a metal enclosure that will accept an additional four-zone expander board for up to eight (8) zones. Discharge Air Sensor is included and packaged in a 2x2x11 box. For single and two-stage products; cooling, gas, oil, electric heat, and heat pump systems.

Note: ZSASSMAL010 is not compatible with XL16i cooling or heat pumps. ZSSAMAL012 is compatible with XL16i, XL19i and XL20i cooling or heat pumps.

ZZEXPDAL010: Four-Zone Expander Board

Used to expand ZSASSMAL012 Basic Zoning Assembly up to eight (8) zones or seven (7) zones with by-pass.

ZZCARDAL010: Zone/By-Pass Card

Controls a single zone's damper(s) or the by-pass damper. Zone and by-pass airflows are set on each card. One card required per zone.



It's Hard To Stop A Trane.®

Sensors For Trane ComfortLink™ System



**ZUSTATALMS1
ZUSTATALMS2**

- Continuously Displays:
 - Indoor Temperature
 - Thermostat Mode
 - Programmable
 - Fan Mode
 - Time of Day
 - Day of Week
 - System Staging
 - Active Program
- Backlight Display
- Battery Backup
- Programmable Setback (Four Set Points)
- Seven Day Programming
- Temporary Program Override
- Hold Set Point
- Outdoor Temperature Display upon Request (TAYSTAT265B Sensor Required)
- Finish: Bright White


Slimline Wall Mount Zone Master Scheduler/Programmable Display Sensor: Same features as ZUSTATALP52 sensor. Can be used to program and schedule up to eight (8) zones. Copy button for ease of programming time/temperature schedules from other zones. Use with Zone System Assembly ZSASSMAL012.



**Programmable
Sensor
ZUSTATALP52**

- Continuously Displays:
 - Indoor Temperature
 - Thermostat Mode
 - Programmable
 - Fan Mode
 - Time of Day
 - Day of Week
 - System Staging
 - Active Program
 - Backlight Display
 - Battery Backup
 - Programmable Setback (Four Set Points)
 - Seven Day Programming
 - Temporary Program Override
 - Hold Set Point
 - Finish: Bright White
- *When used as a Two Piece Control, ZSCNTRAL012 Must be Applied*

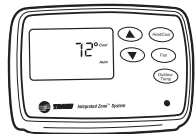
Slimline Wall Mount Programmable Display Sensor: Same basic features as ZUSTATALS51 sensor with seven day schedule programming which allows four separate time/temperature settings per 24-hour period. Backlit LCD for easy view and programming. Displays day of week in addition to time and temperature. When used with TAYSTAT265B sensor, outdoor temperature can be viewed. Use with either Zone System Assembly ZSASSMAL012 or System Controller ZSCNTRAL012.



**Non-Programmable
Sensor
ZUSTATALS51**

- Continuously Displays:
 - Indoor Temperature
 - Thermostat Mode
 - Fan Mode
 - Time of Day
 - Day of Week
 - System Staging
 - Backlight Display
 - Battery Backup
 - Outdoor Temperature Display upon Request (TAYSTAT265B Sensor Required)
 - Finish: Bright White
- *When used as a Two Piece Control, ZSCNTRAL012 Must be Applied*

Slimline Wall Mount Display Sensor: Comfort sensor continuously displays the time and indoor temperature backlit LCD for easy view. Used to change indoor temperature settings and conditioning modes. When used with TAYSTAT265B sensor, outdoor temperature can be viewed. Use with either Zone System Assembly ZSASSMAL012 or System Controller ZSCNTRAL012.



**Communicating
Comfort Sensor
ZUSTATAL031**

- Continuously Displays:
 - Indoor Temperature
 - Thermostat Mode
 - Fan Mode
- Outdoor Temperature Display upon Request (TAYSTAT265B Sensor Required)
- Finish: Bright White

Petite Wall Mount Display Sensor: Slimline design comfort sensor continuously displays indoor temperature. Used to change indoor temperature settings and conditioning modes for cool, heat, auto, or continuous fan. When used with TAYSTAT265B sensor, outdoor temperature can be viewed. Used with either Zone System Assembly ZSASSMAL012 or System Controller ZSCNTRAL012. Not backlit.



**Room/Remote
Sensor
ZZSENSAL011**

- Remote Sensor for:
 - ZUSTATALS51
 - ZUSTATALP52
 - ZUSTATALMS10, ZUSTATALMS20
- Finish: Bright White

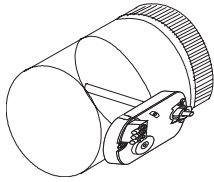
Remote Analog Temperature Sensor: Temperature only sensor. Senses the temperature where located. When used for a zone temperature sensor, must be used with ZUSTATALMS1 or ZUSTATALMS2 Master Scheduler. Can be used as a remote sensor for ZUSTATALS51, ZUSTATALP52, ZUSTATALMS1 or ZUSTATALMS2.

**Outdoor Temperature
Sensor
TAYSTAT265B**

- Outdoor Sensor for:
 - ZSASSMAL010 or ZSASSMAL012
 - ZSCNTRAL012
- Finish: Bright White

Outdoor Temperature Sensor: Outdoor temperature only sensor. Weather proofed.

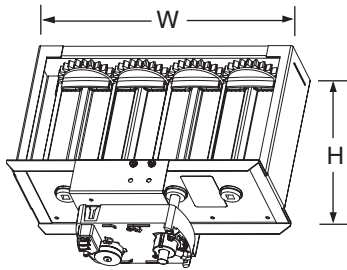
Integrated Zone™ System Dampers



- Fully modulating damper
- Low power requirement 2.5 VA @ 24v
- Factory mounted motor actuator
- 53 inch-pound running torque
- 40 inch-pound break away torque
- Magnetic clutch for torque protection
- Adjustable rotation stops allow for minimum/maximum airflow
- 60 second travel time
- Manual gear release
- Color coded wiring harness for easy field hook-up
- Low leakage Trane design
- 18 guage construction
- 24 volt operation

Table CCZO-9-A — Specifications: Round Dampers

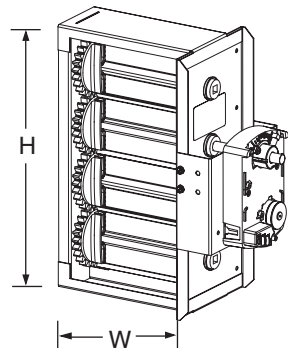
Model Number	Power Supply	Description	Fits Round Duct Size		Mfg. Plant	Shipping Weight	Diameter	Length
			H	W				
ZD0006ALF0B0	24 VAC	6" Modulating Damper	6"	TY	8	6.375	12.00	
ZD0008ALF0B0	24 VAC	8" Modulating Damper	8"	TY	10	8.375	12.00	
ZD0010ALF0B0	24 VAC	10" Modulating Damper	10"	TY	13	10.375	16.00	
ZD0012ALF0B0	24 VAC	12" Modulating Damper	12"	TY	15	12.375	16.00	
ZD0014ALF0B0	24 VAC	14" Modulating Damper	14"	TY	22	14.375	20.00	
ZD0016ALF0B0	24 VAC	16" Modulating Damper	16"	TY	24	16.375	20.00	



- Bottom mount actuator motor
- Low power requirement 2.5 VA @ 24v
- Fully modulating damper
- Factory mounted motor actuator
- 53 inch-pound running torque
- 40 inch-pound break away torque
- Magnetic clutch for torque protection
- Adjustable rotation stops allow for minimum/maximum airflow
- 60 second travel time
- Manual gear release
- Color coded wiring harness for easy field hook-up
- Low leakage Trane design
- 18 guage construction
- 24 volt operation
- Long life PTC High Impact ABS gears designed and tested to exceed 200,000 cycles

Table CCZO-9-B — Specifications: Rectangular Dampers with Bottom Mount Actuator

Model Number	Power Supply	Description	Uncrated Dimensions (in.)		Mfg. Plant	Shipping Weight
			H	W		
ZD0810ALBMB0	24 VAC	8" height x 10" width	8	10	TY	16
ZD0814ALBMB0	24 VAC	8" height x 14" width	8	14	TY	20
ZD0820ALBMB0	24 VAC	8" height x 20" width	8	20	TY	26
ZD1014ALBMB0	24 VAC	10" height x 14" width	10	14	TY	28
ZD1020ALBMB0	24 VAC	10" height x 20" width	10	20	TY	35



- Side mount actuator motor
- Low power requirement 2.5 VA @ 24v
- Fully modulating damper
- Factory mounted motor actuator
- 53 inch-pound running torque
- 40 inch-pound break away torque
- Magnetic clutch for torque protection
- Adjustable rotation stops allow for minimum/maximum airflow
- 60 second travel time
- Manual gear release
- Color coded wiring harness for easy field hook-up
- Low leakage Trane design
- 18 guage construction
- 24 volt operation
- Long life PTC High Impact ABS gears designed and tested to exceed 200,000 cycles

Table CCZO-9-C — Specifications: Rectangular Dampers with Side Mount Actuator

Model Number	Power Supply	Description	Uncrated Dimensions (in.)		Mfg. Plant	Shipping Weight
			H	W		
ZD0812ALSMB0	24 VAC	8" height x 12" width	8	12	TY	17
ZD0814ALSMB0	24 VAC	8" height x 14" width	8	14	TY	20
ZD0816ALSMB0	24 VAC	8" height x 16" width	8	16	TY	22
ZD0818ALSMB0	24 VAC	8" height x 18" width	8	18	TY	24
ZD0820ALSMB0	24 VAC	8" height x 20" width	8	20	TY	26
ZD1016ALSMB0	24 VAC	10" height x 16" width	10	16	TY	29
ZD1020ALSMB0	24 VAC	10" height x 20" width	10	20	TY	35



It's Hard To Stop A Trane.®



BAYSTAT155A

Non-Programmable Comfort Controls for ReliaTel™ Units

BAYSTAT155A

- One-touch temperature control.
- Large, clear, backlit display is easy to read, even in the dark.
- Displays both room temperature and temperature setting.
- Intuitive graphics is not dependent on user language.
- Built-in compressor protection.
- **3 Heat/2 Cool**



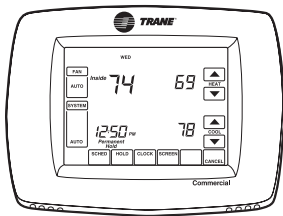
BAYSTAT150A

Programmable Comfort Controls for ReliaTel™ Units

BAYSTAT150A

- Large, Clear Display with Backlighting—Current temperature, set temperature and time are easy-to-read and all are displayed on the main screen.
- Intuitive graphics is not dependent on user language.
- Menu Driven Programming—Provides guidance through the scheduling process, showing only necessary information and choices on each screen.

- Ability to Select Multiple Days— Allows easy customizing for unique schedules.
- Real-Time Clock—Keeps time during power failure; automatically updates for daylight saving time.
- Precise Temperature Control (± 1 °F) — reliable, consistent comfort.
- Multiple OVERRIDE options—Can modify schedule for a specific period of time (up to 365 days).
- **3 Heat/2 Cool**



BAYSTAT052A

BAYSTAT052A

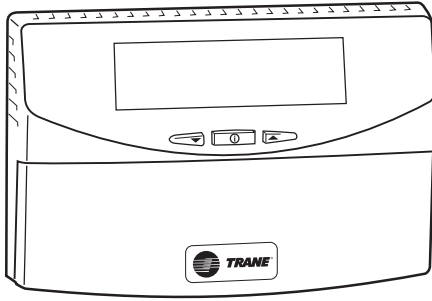
- Large, Clear Display with Backlighting — Current temperature, set temperature and time are easy-to-read and all are displayed on the main screen.
- Menu Driven Programming — Provides guidance through the scheduling process, showing only necessary information and choices on each screen.
- Ability to Select Multiple Days — Allows easy customizing for unique schedules.
- Real-Time Clock — Keeps time during power failure; automatically updates for daylight savings.

- Armchair Programming — Can remove thermostat from wall to set the schedule. Precise Temperature Control (± 1 °F) — reliable, consistent comfort.
- Multiple OVERRIDE options — Can modify schedule indefinitely or for a specific period of time.
- Programmable Fan — Increases indoor air quality when combined with air cleaning equipment.
- Outdoor Temperature Indication — Displays current outdoor temperature to help plan outdoor activities.
- **2 Heat/2 Cool Commercial Vision Pro**

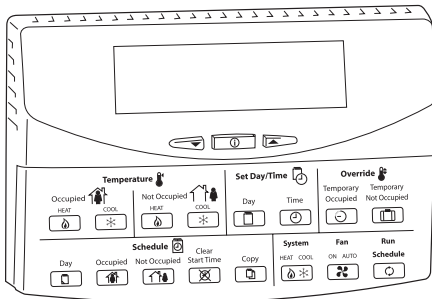


It's Hard To Stop A Trane.®

Programmable Comfort Controls for ReliaTel™ Units



BAYSTAT053A – with cover closed



BAYSTAT053A – shows display with cover open

BAYSTAT053A

BAYSTAT053A

- Typically used in buildings (including: restaurants, shopping malls, office buildings and banks) under 55,000 square feet.
- For single zone rooftop units, split systems, heat pumps or hot/chilled water systems.
- **3 Heat/2 Cool**
- 7-day programming.
- Two occupied and two NOT occupied periods per day.
- Keypad multi-level lockout available with all models.
- Individual heat and cool set-points available for occupied and NOT occupied periods.
- Convenient overrides allow temporary set-point changes.
- Intelligent Fan™ feature energizes fan continuously in the occupied periods. Fan can also be configured for conventional heat or electric heat fan operation.
- Remote sensor capability for temperature (including outdoor air and discharge air) and humidity sensors. (BAYSTAT060A)
- Return air duct sensor
- P+D control minimizes temperature fluctuations.

- Recovery ramping control automatically optimizes equipment start times based on building load.
- Thermostat Interface Module (TIM) connections to thermostat from PDA for advanced configuration, programming, etc.
- Universal Versaguard™ Thermostat guards available.
- Auxiliary subbase contact typically interface with a Honeywell Economizer System (for total rooftop control integration) or act as dehumidification output

Features Available via PDA Configuration

- 365 day clock with holiday programming.
- Automatic Daylight Saving Time adjustments.
- Selectable dehumidification limit control.
- Modulating output configuration.
- Occupancy input to control standby set-point
- Additional standby period used in low traffic areas.
- Sequential start option.
- Discharge air high/low limits.
- Selectable recovery ramp.
- Ambient lockout (with outdoor sensor)

Illustration Not Available

BAYSTAT170A

BAYSTAT170A

- Return air duct sensor
- For use with BAYSTAT150A programmable thermostat



BAYSENS077A

- **Remote Zone Sensor**
- Use With:
BAYSENS006, 007, 008, 009, 010B, 011B
- Allows remote zone monitoring with standard electronic zone sensors

- Finish: Pantone Cool Gray #2C
- Replacement: SEN-0435
- Installation – 18-HD60D41
- Source: Clarksville

Zone Sensor Unit Installation

The zone sensor provides the operator control and zone temperature sensing functions for use with electronic unit controls. Refer to the appropriate unit installation manual for interconnecting wiring instructions.

ZONE SENSOR LOCATION

To ensure proper operation, select a location on an interior wall, at a height approximately 5 feet above the floor, with freely circulating air of average temperature.

Avoid Locations:

- Behind doors or in corners where air does not freely circulate.
- On an outside wall or any wall with unheated (uncooled) areas behind the zone sensor.
- Where direct sunlight or any Source: of radiant heat could affect the temperature measurements.
- In line with the discharge air from the unit being controlled.

Mount the zone sensor base on the wall or optional mounting plate with the wires routed through the wire access hole in the base of the zone sensor.

ZONE SENSOR CONTROLS

Emergency Heat/Heat/Auto/Off/Cool

This switch determines whether the unit operates in emergency heat (EM. HEAT - for heat pumps only), heating (HEAT), automatically changing from heating to cooling as required (AUTO), heating and cooling functions disabled (OFF), or cooling (COOL).

Fan Auto/Fan On

This switch determines whether the indoor fan operates during cooling and heating cycles only (FAN AUTO) or runs continuously (FAN ON).

Temperature Adjustments

One or two temperature adjustment controls are provided to set the desired temperature or temperature range (for unit mode AUTO). If two controls are present, the blue control sets the desired temperature for cooling and the red control sets the desired temperature for heating.

Temperature Indicator

This indicates the temperature in the zone. The indicator has been factory calibrated and should not normally require adjustment. If adjustment is needed, it can be accomplished by slowly rotating a small screwdriver in the slot on the back of the indicator until the correct temperature is obtained.

Optional Remote Sensor

When using the optional remote sensor (BAYSENS077A), it should be located in the space that is to be controlled. Wire according to the interconnecting wiring diagrams in the unit IOM.

Installation: 18-HD60D41
Source: Clarksville

Electronic Programmable Zone Sensors For ReliaTel™ Units



BAYSENS119A

- **Automatic or Manual Changeover with System Lights**
- Use With:
 - 3 – 10 Ton Precedent™ Units
 - 12.5 – 25 Ton Voyager™ Units
- Digital display indicating the time of day, the day of the week, room temperature, current program operating mode, and current active stage
- Continuous or 3 hour timed override
- Two occupied, two unoccupied programs per day
- L.C.D. readout in F or C (Celsius) and 12 or 24-hour clock

- Keyboard disable to prevent tampering
- Programming on a 7-day basis
- Status indication lights displayed in Digital Display
- Auxiliary relay (Form 1C)
- Auto Fan During Setback
- No Anticipator Required
- No Battery Required
- No accessories required. Each unit is complete and ready for installation
- Remote Room Sensor (BAYSENS077A)
- Finish: Pantone Cool Gray #2C
- Replacement: SEN-0415
- Installation: 18-HD60D29
- Source: Clarksville



Electronic Zone Sensors For ReliaTel™ Units

LCD Digital Display Zone Sensor BAYSENS135A

- 7 wires required.
- Non-Programmable Zone Sensor with a digital display
- Used with 3-25 ton packaged units
- Replacement: SEN-01559



Wireless Zone Sensor For ReliaTel™ Units

Wireless Digital Display Zone Sensor BAYSENS050A

- Non-Programmable Wireless Zone Sensor
- Used with 3-25 ton packaged units
- This configurable sensor has an LCD display.
- Temperature units: Fahrenheit (°F) or Celsius (°C)
- Temperature resolution: 1.0, 0.5, or 0.1 degrees
- Ability to display setpoint only (zone temperature does not display)
- Single, dual, or no setpoint
- System settings: auto, off, cool, heat, emergency heat

- Dead band (heat/cool setpoint offset for dual setpoint systems)
- Fan settings
- Timed override request function
- Lockable settings to protect against unauthorized use
- Includes field mount receiver and all mounting hardware
- Wireless sensor sets include sensor, receiver, wiring harness, and two AA lithium batteries. No further software or hardware is necessary for site evaluation, installation, or maintenance. Zone temperature is standard.
- Replacement: SEN01430

Electronic Zone Sensors For ReliaTel™ Units



BAYSENS106A

- **Single Setpoint**
- **Manual Changeover**
- Use With:
 - 3 – 10 Ton Precedent™ Units T*C, Y*C
 - 12.5 – 25 Ton Voyager™ Units YCD/YCH & TCD/TCH
- Heat/Off/Cool System Switch
- Auto/On Fan Switch

- Blue Cool/Red Heat Setpoint Levers
- Single Setpoint requires 4 wires for Electric/Electric
- Finish: Pantone Cool Gray #2C
- Replacement: SEN-1526
- Installation – 18-HD60D28
- Source: St. Paul GCC/Clarksville



BAYSENS107A

- **Single Setpoint**
- **Manual Changeover**
- Use With:
 - 3 – 10 Ton Precedent™ Units WSC
 - 12.5 – 20 Ton Voyager™ Units WCD\WCH
- Heat/Off/Cool System Switch
- Auto/On Fan Switch
- Normal/Emergency Heat Switch


- Heat Indicator Light
- Blue Cool/Red Heat Setpoint Levers
- Single Setpoint for heat pumps systems requires 6 wires
- Finish: Pantone Cool Gray #2C
- Replacement: SEN-1528
- Installation – 18-HD60D33
- Source: St. Paul GCC/Clarksville



BAYSENS108A

- **Dual Setpoint**
- **Manual or Auto Changeover**
- Use With:
 - 3 – 10 Ton Precedent™ Units T*C, Y*C
 - 12.5 – 25 Ton Voyager™ Units YCD/YCH & TCD/TCH
- Heat/Auto/Off/Cool Switch


- Auto/On Fan Switch
- Blue Cool/Red Heat Setpoint Levers
- Finish: Pantone Cool Gray #2C
- Replacement: SEN-1513
- Installation – 18-HD60D34
- Source: St. Paul GCC/Clarksville



BAYSENS109A

- **Dual Setpoint**
- **Manual or Auto Changeover**
- Use With:
 - 3 – 10 Ton Precedent™ Units WSC
 - 12.5 – 20 Ton Voyager™ Units WCD\WCH
- Heat/Auto/Off/Cool Switch
- Auto/On Fan Switch

- Normal/Emergency Heat Switch
- Heat Indicator Light
- Blue Cool/Red Heat Setpoint Levers
- Finish: Pantone Cool Gray #2C
- Replacement: SEN-1523
- Installation – 18-HD60D35
- Source: St. Paul GCC/Clarksville



BAYSENS110A

- **Dual Setpoint**
- **Manual or Auto Changeover**
- Use With:
 - 3 – 10 Ton Precedent™ Units T*C, Y*C
 - 12.5 – 25 Ton Voyager™ Units YCD/YCH & TCD/TCH
- Heat/Auto/Off/Cool Switch
- Auto/On Fan Switch

- System On/Heat/Cool/Service Indicator Lights
- Blue Cool/Red Heat Setpoint Levers
- Finish: Pantone Cool Gray #2C
- Replacement: SEN-1522
- Installation – 18-HD60D36
- Source: St. Paul GCC/Clarksville

Integrated Comfort™ Systems Sensors For ReliaTel™ Units



BAYSENS073A

- **Room Sensor with Timed Override**
- Use with Integrated Comfort™ Systems
- Use With:
 - 3 – 10 Ton Precedent™ Units
 - 12.5 – 25 Ton Voyager™ Units
- Timed Override Buttons

- Finish: Pantone Cool Gray #2C
- Replacement: SEN-1447
- Installation – Included with sensor
- Source: Clarksville



BAYSENS074A

- **Room Sensor with Setpoint Adjustment**
- Used with Integrated Comfort™ Systems
- Use With:
 - 3 – 10 Ton Precedent™ Units
 - 12.5 – 25 Ton Voyager™ Units

- Timed Override Buttons
- Thumbwheel Setpoint
- Finish: Pantone Cool Gray #2C
- Replacement: SEN-1450
- Installation – Included with sensor
- Source: Clarksville

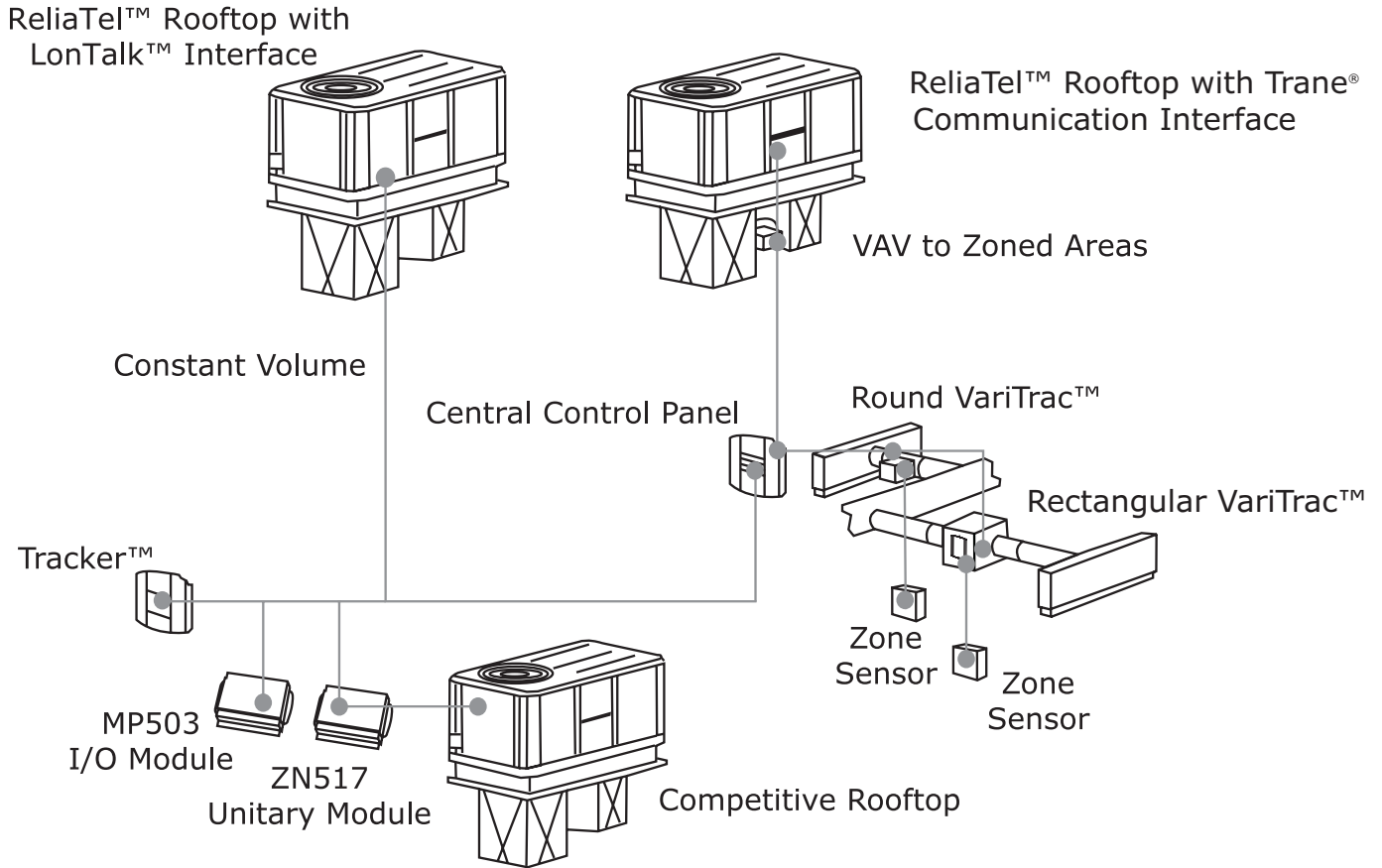


BAYSENS077A

- **Room Sensor**
- Used with Integrated Comfort™ Systems
- Used With:
 - 3 - 10 Ton Precedent™ Units
 - 12.5 - 25 Ton Voyager™ Units

- Finish: Pantone Cool Gray #2C
- Replacement: SEN01448
- Installation: Included with sensor
- Source: St. Paul GCC/Clarksville

INTEGRATED PACKAGED ROOFTOP SYSTEM





It's Hard To Stop A Trane.®

Tracker™



Table CCZO-17-A — Tracker™ System CV

Ordering Number	Model System Controllers	Expanded Description
BMTKKBBAAB0110	Tracker™ 12	Tracker™ 12 communicates with a maximum of 21 devices: Up to 12 Space Comfort Controllers (SCC) including Voyager™ and Precedent™ Rooftop units and ZN517 Unitary Controllers Up to 5 Central Control Panels (CCP) Up to 4 MP503 Multi-Purpose Input/Output controllers
BMTKKBBAAB0210	Tracker™ 24	Tracker™ 24 communicates with a maximum of 38 devices: Up to 24 Space Comfort Controllers (SCC) including Voyager™ and Precedent™ Rooftop units and ZN517 Unitary Controllers Up to 10 Central Control Panels (CCP) Up to 4 MP503 Multi-Purpose Input/Output controllers
BMTKKBBABB0110	Tracker™ 12 w/LAN	The Tracker™ 12 with Local Area Network (LAN) option is a Tracker™ 12 with a 10/100 Base-T Ethernet card. The card has a RJ45 external interface (Ethernet connector), on board TCP/IP stack and can be assigned a static IP address or receive a DHCP address (dynamic address from the host server).
BMTKKBBABB0210	Tracker™ 24 w/LAN	The Tracker™ 24 with Local Area Network (LAN) option is a Tracker™ 24 with a 10/100 Base-T Ethernet card. The card has a RJ45 external interface (Ethernet connector), on-board TCP/IP stack and can be assigned a static IP address or receive a DHCP address (dynamic address from the host server).

Notes:

1. Tracker™ panels require a LCI/RLCI (LonTalk®) comm5 communication card on each Rooftop unit (Tracker™ does not communicate with TCI comm3/4, VariTrac™ I & II, Comfort Managers or TCMs).
2. All Tracker™ System CV panels require a 24 VAC, 50/60 Hz power supply (sold separately).
3. Batteries not required.

Table CCZO-17-B — MP503 Input/Output Controller

Ordering Number	Model System Controllers	Expanded Description
KBA49500490	MP503 I/O Module	Up to 4 MP503 I/O Modules can be connected to a Tracker™ panel. MP503 inputs can be monitored, trended or used in binary output programming equations by the Tracker™ panel.

Notes:

1. MP503 requires a 24 VAC, 50/60 Hz power supply (sold separately)
2. MP503 has a built-in 80 mA, 24 VDC power supply capable of powering 4-20 mA transmitting sensors.

Table CCZO-17-C — ZN517 Unitary Controller

Ordering Number	Model System Controllers	Expanded Description
KBA49500496	ZN517 Unitary Controller	The ZN517 Unitary Controller provides digital control similar to that of a wall thermostat. It is in a compact enclosure. The ZN517 controller is in accordance with the LonMark® Space Comfort Controller (SCC) profile and can operate as a standalone device or as part of a Tracker™ light commercial system. ZN517 Unitary Controllers are suitable for the following applications: <ul style="list-style-type: none"> • 2-heat/2-cool rooftop units with or without optional economizer control • 4-cool rooftop units with or without optional economizer control • 2-stage heat pumps with or without optional economizer and auxiliary heat control • Split systems

Notes:

1. ZN517 requires an isolated 24 VAC, 50/60 Hz power supply (sold separately).



Tracker™ Universal Accessories

Table CCZO-18-A — System Specific Accessories

Ordering Number	Model System Controllers	Expanded Description
KBB40201238	Tracker™ 12 LAN Upgrade10/100	The BMTK Tracker 12 LAN Upgrade consists of a new main module with internal modem and embedded 10/100 Base-T Ethernet capacity. It allows one BMTK Tracker to reside on an Ethernet/IP Local Area Network (LAN). The card has a RJ45 external interface (Ethernet connector), on-board TCP/IP stack and can be assigned a static IP address or receive a DHCP address (dynamic address from the host server).
KBB40201239	Tracker™ 24 LAN Upgrade 10/100	The BMTK Tracker 24 LAN Upgrade consists of a new main module with internal modem and embedded 10/100 Base-T Ethernet capacity. It allows one BMTK Tracker to reside on an Ethernet/IP Local Area Network (LAN). The card has a RJ45 external interface (Ethernet connector), on-board TCP/IP stack and can be assigned a static IP address or receive a DHCP address (dynamic address from the host server).
VADISPLAY010	CCP III LCD Only	Operators touch screen display (LCD) for use on Tracker™ System CB Central Control Panels (CCPs). Display (LCD) can be used to setup, monitor and control equipment and schedule up to four groups of zones with internal seven-day clock.
VARELAYBRD10	CCP III Relay Board	The CCP III Relay Board provides relay contacts for connection to a conventional machine thermostat terminal board (RGYW-0) when the HVAC unit connected to the Central Control Panel (CCP) is NOT a Voyager™ or Precedent™ rooftop unit. Mounts in the CCP wiring base.

Table CCZO-18-B — Universal Accessories/Cables and Adapters

Ordering Number	Model System Controllers	Expanded Description
KBA35914260	RJ12 to RJ12 Interface Cable	The RJ12 to RJ12 Interface Cable is a ten-foot cable with a RJ12 plug on each end used to connect Tracker™ light commercial system panels to external devices. One end connects directly to the Tracker™ panel and the other end plugs into the appropriate adapter for connection to the desired device.
KBA35914262	RJ12 to DB9 Female Adapter (PC)	The RJ12 to DB9 Female Adapter is used to connect a RJ12 to RJ12 Interface Cable to a 9-pin serial port on a personal computer. This adapter converts the RJ12 connection on the cable to a 9-pin female connection.

Table CCZO-18-C — Universal Accessories/Power Transformers

Ordering Number	Model System Controllers	Expanded Description
KBA35812021	120/208/240 to 24 VAC, 75 VA (UL Recognized)	This transformer has 120/208/240 VAC primary, 24 VAC 75VA secondary, external overload circuit breakers and 18 AWG, 8-inch leads for electrical connection. Mounting options include a 1/2-inch male conduit connection for mounting on a conduit box and feet for mounting on control panels. Pre-wired adapter must be cut off to expose leads for direct connection to controllers.
KBA35812022	120 to 24 VAC, 40 VA (UL Recognized)	This transformer has 120 VAC primary, 24 VAC 40 VA secondary, internal current limiting and 18 AWG, 8-inch leads for electrical connection. Mounting options include a 1/2-inch male conduit connection for mounting on a conduit box and feet for mounting on control panels.



It's Hard To Stop A Trane.®

Tracker™ Universal Accessories

Table CCZO-19-A — Universal Accessories/Binary Input Devices

Ordering Number	Model System Controllers	Expanded Description
KBA41902006	Air Flow Sampling Probe	Use the Air Flow Sampling Probe with a Differential Pressure Air Flow Switch to provide repeatable measurements of static pressure. This probe mounts in a duct and is 6" (152 mm) long with a right angle at its end. It has a bard connection for ½" (6 mm) outside diameter plastic tubing.
KBAX13310270-01	2–135 Amp Current Sensing Switch	The 2–135 Amp Current Sensing Switch monitors the status of fans or pumps. It includes a solid state current sensing circuit and an AC/DC output switch with setpoint adjustment, output status LED, and sensor power LED. The device usually mounts in a starter motor enclosure using the multi position-mounting bracket included. Two screw terminal connections are provided for low voltage wiring to a binary input. This device requires no external power. Output rating is .5 Amps at 24 VAC/DC.

Table CCZO-19-B — Universal Accessories/Temperature Sensors

Ordering Number	Model System Controllers	Expanded Description
X1351152801	Zone Temperature Sensor	This Zone Temperature Sensor consists of a thermistor on a mounting base (suitable for mounting on any flat surface), plastic cover with Trane logo and a wiring terminal strip.
X1351153001	With On, Cancel	This Zone Temperature Sensor consists of a thermistor on a mounting base (suitable for mounting on any flat surface), plastic cover with Trane logo, integral after-hours timed override On and Cancel buttons, wiring terminal strip, and R22 communication port. Communication jack is an option, part number X1365146702. The optional communication jack is a snap-in accessory which mounts on the base of sensor. It ships in a box of 12 only.
X1351152901	With Setpoint Adjustment	This Zone Temperature Sensor consists of a thermistor on a mounting base (suitable for mounting on any flat surface), plastic cover with Trane logo and zone setpoint adjustment knob, wiring terminal strip, and R22 communication port. Communication jack is an option, part number X1365146702. The optional communication jack is a snap-in accessory which mounts on the base of sensor. It ships in a box of 12 only.
X1351152701	With On, Cancel, Setpoint Adjustment	This Zone Temperature Sensor consists of a thermistor on a mounting base (suitable for mounting on any flat surface), plastic cover with Trane logo and zone setpoint adjustment knob, integral after-hours timed override On and Cancel buttons, wiring terminal strip, and R22 communication port. Communication jack is an option, part number X1365146702. The optional communication jack is a snap-in accessory which mounts on the base of sensor. It ships in a box of 12 only.
KBA41901132	Duct/Immersion Sensor	This thermistor monitors duct or water temperature. If used to monitor water temperature, the sensor requires an immersion well. Shipped with a 1/2-inch MNPT well fitting.
KBA41901129	Duct Sensor	This thermistor monitors duct temperature. It has 6-foot plenum rated wire leads.
KBA41901101	Outside Air Sensor	Sealed thermistor designed to mount outdoors on a 1/2-inch conduit
KBA41907015	Stainless Steel, Flush Wall Mount Sensor	The Stainless Steel Flush Mount Wall Temperature Sensor provides indoor zone temperature sensing. It mounts directly to a wall or junction box and has an insulated back to reduce temperature effects from the mounting surface. Ideal for locations where tampering, vandalism or damage to an ordinary wall sensor might exist.



Tracker™ Universal Accessories

Table CCZO-20-A — Universal Accessories/Temperature Sensors (continued)

Ordering Number	Model System Controllers	Expanded Description
KBA41901091	Wall Plate	Plastic backplate that fits behind all room mounted zone temperature and humidity sensors. Covers up to 4-inch x 4-inc (102 mm x 102 mm) electrical boxes.

Table CCZO-20-B — Universal Accessories/Humidity and CO2 sensors

Ordering Number	Model System Controllers	Expanded Description
X1379044401	3% Room Humidity and Temperature Sensor	The 3% Room Humidity and Temperature Sensor is a combination relative humidity sensor with accuracy of +/- 3% from 20-95% relative humidity and a 10K @ 77°F thermistor. The sensors are on a mounting base (suitable for mounting on any flat surface), have a plastic cover with Trane logo, require a 24 VDC power supply and include a wiring strip with separate output terminals for each sensor.
X1379042201	Room Carbon Dioxide (CO2) Sensor	Sensor in wall mount enclosure that measures Carbon Dioxide (CO2) levels in building zones within a range of 0-2000 parts per million (ppm). Output is selectable between 4-20 mA or 0-10 VDC. Requires 24 VAC or 24 VDC power.
X1379042301	Duct Carbon Dioxide (CO2) Sensor	Direct sampling duct sensor that measures Carbon Dioxide (CO2) levels in building zones within a range of 0-2000 parts per million (ppm). Output is selectable between 4-20 mA or 0-10 VDC. Requires 24 VAC or 24 VDC power

Tracker™ System CB (VariTrac™)



Table CCZO-21-A — Tracker™ System CB (VariTrac™ III)

Ordering Number	Model System Controllers	Expanded Description
VACCPWDISP10	CCPIII With LCD	Primary system panel for a Tracker™ System CB (VariTrac™ system). Includes optional operator display (LCD) to setup, monitor and control equipment and schedule up to four groups of zones with internal seven-day clock. May also receive time of day commands from a Tracker™ panel or an external time clock. Central Control Panels (CCPs) communicate with a maximum of 26 devices: <ul style="list-style-type: none"> • 1 Constant Volume HVAC unit including Voyager™ and Precedent™ Rooftop units with TCI communications board, or third-party units with optional relay board. • Up to 24 zone controllers* • 1 Bypass Damper Controller*
VACCPONLY010	CCP III Without LCD	Primary system panel for a Tracker™ System CB (VariTrac™ system) as above without optional operator display (LCD). Note: Internal time clock functionality is only available on CCP models with LCD. CCPs without LCD require an external time clock or optional Tracker panel for scheduling.

Notes:

1. If the HVAC unit that is to be connected to the CCP is a Voyager™ or Precedent™ rooftop unit with ReliaTel™ controls, order a TCI comm3/4 communications interface for the rooftop.
2. If the HVAC unit that is to be connected to the CCP is other than a Voyager™ or Precedent™ rooftop unit, order optional CCP III Relay Board in addition to CCP.
3. All CCP panels require a 24 VAC, 50/60 Hz power supply (sold separately).
4. Batteries not required.

Table CCZO-21-B — Bypass Dampers

Ordering Number	Description	Expanded Description
Bypass Dampers		Damper motor and gear assembly are wired to a terminal strip mounted in the bypass damper control box. A 12-foot interface cable with a polarized plug is wired and supplied with the bypass damper for connection to the VariTrac™ III Communicating Sensor/Bypass Control Assembly. Bypass damper is controlled by the VariTrac™ Central Control Panel.
VADA06BYPS30	6" BYPS	6" Round Bypass Damper
VADA08BYPS30	8" BYPS	8" Round Bypass Damper
VADA10BYPS30	10" BYPS	10" Round Bypass Damper
VADA12BYPS30	12" BYPS	12" Round Bypass Damper
VARA1412BYR2	14" x 12" BYPS	Rectangular Bypass Damper
VARA1616BYR2	16" x 16" BYPS	Rectangular Bypass Damper
VARA2020BYR2	20" x 20" BYPS	Rectangular Bypass Damper
VARA3020BYR2	30" x 20" BYPS	Rectangular Bypass Damper



VariTrac™ Dampers

Table CCZO-22-A — Zone Dampers

Ordering Number	Description	Expanded Description
Change Over Dampers		Zone damper motor and gear assembly are controlled by a changeover UCM. No remote heat can be energized. (Heat type 0)
VADA06CHGR60	6" CHGR	
VADA08CHGR60	8" CHGR	
VADA10CHGR60	10" CHGR	
VADA12CHGR60	12" CHGR	
VADA14CHGR60	14" CHGR	
VADA16CHGR60	16" CHGR	
VARA0812CHGR10	8" x 12" CHGR	
VARA0814CHGR10	8" x 14" CHGR	
VARA0816CHGR10	8" x 16" CHGR	
VARA1016CHGR10	10" x 16" CHGR	
VARA1020CHGR10	10" x 20" CHGR	
VARA1418CHGR10	14" x 18" CHGR	
Electric Dampers[ⓐ]		Zone damper actuator with three-stage electric heat control for the local zone. Local heat disabled with primary heat. (Heat type 1)
VADA06ELEC60	6" ELEC	
VADA08ELEC60	8" ELEC	
VADA10ELEC60	10" ELEC	
VADA12ELEC60	12" ELEC	
VADA14ELEC60	14" ELEC	
VADA16ELEC60	16" ELEC	
VARA0812ELEC10	8" x 12" ELEC	
VARA0814ELEC10	8" x 14" ELEC	
VARA0816ELEC10	8" x 16" ELEC	
VARA1016ELEC10	10" x 16" ELEC	
VARA1020ELEC10	10" x 20" ELEC	
VARA1418ELEC10	14" x 18" ELEC	

Notes:

[ⓐ] See Data Catalog for Damper Sizing. See Factory Default Parameters.



It's Hard To Stop A Trane.®

VariTrac™ Dampers

Table CCZO-23-A — Zone Dampers

Ordering Number	Description	Expanded Description
Normally Closed Hot Water Dampers ①		Zone changeover with remote heat staging capabilities. With both Primary Cool and Heat, one stage of remote heat may be energized. May be used to operate a normally closed water valve. (Heat type 5)
VADA06NCHW60	6" NCHW	
VADA08NCHW60	8" NCHW	
VADA10NCHW60	10" NCHW	
VADA12NCHW60	12" NCHW	
VADA14NCHW60	14" NCHW	
VADA16NCHW60	16" NCHW	
VARA0812NCHW10	8" x 12" NCHW	
VARA0814NCHW10	8" x 14" NCHW	
VARA0816NCHW10	8" x 16" NCHW	
VARA1016NCHW10	10" x 16" NCHW	
VARA1020NCHW10	10" x 20" NCHW	
VARA1418NCHW10	14" x 18" NCHW	

Notes:

① See Data Catalog for Damper Sizing. See Factory Default Parameters.

Table CCZO-23-B — VADB Factory Installed Options

Ordering Number	Description	Used With
Transformers		VADB
FIYXFMR120A	120/24 Volt (50VA)	VADB
FIYXFMR208A	208/24 Volt (50VA)	VADB
FIYXFMR240A	240/24 Volt (50VA)	VADB
FIYXFMR277A	277/24 Volt (50VA)	VADB
FIYXFMR480A	480/24 Volt (50VA)	VADB
FIYXFMR347A	347/24 Volt (50VA)	VADB
FIYXFMR575A	575/24 Volt (50VA)	VADB
FIYXFMR380A	380/24 Volt (50VA)	VADB
Disconnect		
FIYDISW100A	Power Disconnect Switch	VADB
Power Fuse		
FIYFUSE100A	Power Fuse	VADB
Wireless Sensor		
FIYWLES100A	Wireless Receiver	VADB
Duct Temperature Sensor		
FIYTEMPNSR1	Duct Temperature Sensor	VADB



It's Hard To Stop A Trane.®

VariTrac™ Accessories

Table CCZO-24-A — Accessories

Ordering Number	Item	Expanded Description
VAOCCSENS010	Zone Occupancy Sensor (ceiling mount)	Ceiling mount PIR occupancy sensor to be used with VariTrac™ zone damper UCM for controlling the occupied zone standby function. Detects motion over a 360 degree range (adjustable) for up to a 1200 square foot area. SPDT isolated contact for connection to UCM input. Requires 24 VAC. (may share power supply with UCM)
VAC02ZONE010	Zone CO2 Sensor (wall mount)	Compact wall mount transmitter for use with the VariTrac™ UCM CO2 input for doing demand control ventilation. Measurement range of 2000ppm CO2 input with an output of 0-10vdc. Transmitter housing size is approximately 4.25inches wide by 3.15 inches high. Requires 24 VAC.
VAC02DUCT010	Duct CO2 Sensor (duct mount)	Compact zone return duct mount transmitter for use with the VariTrac™ UCM CO2 input for doing demand control ventilation. Measurement range of 2000ppm CO2 input with an output of 0-10vdc. Transmitter housing size is approximately 4.25inches wide by 3.15 inches high by 2.5 inches deep. Duct probe is .6 inches in diameter by 3 inches to 5.5 inches, adjustable depth. Requires 24 VAC.
VADIGITLSNR1	Digital Display Zone Sensor	Digital LCD display zone sensor with the functionality of the standard Trane zone sensor. Sensor includes digital display of setpoint adjustment and space temperature in F or C. Includes ON and CANCEL buttons(supports the *, ** service functions of the standard sensor), and communications jack which can be accessed without removing the cover. Non-volatile memory stores last programmed setpoints. Requires 24VAC. (may share power supply with UCM)
VADMPRCABL10	Bypass Damper Cable Harness	Cable for wiring existing bypass dampers to the new Communicating Sensor/Bypass Control Assembly. Plenum rated 3 conductor cable assembly with fork connectors on one end to attach to bypass damper and AMPs connector on the other end to mate with the VAV UCM actuator output. For retrofit work only(cable is included with all new bypass dampers).
VACOMMSENS10	Communicating Sensor/Bypass Control	One required per VariTrac™ system. Integrated supply air and static pressure sensors connected to a communicating controller (UCM). Communicates directly to the VariTrac™ system over Comm4 link. Wires to the bypass damper with 12 foot interface cable (supplied with bypass damper). Requires 24 VAC. Works with new VariTrac™ III only.
VADAMPRUCM40	Damper UCM	UCM in a damper control box; used to represent large constant volume zones. The motor actuator is by others.
VA277VXMFR10	277 Volt Transformer	277-volt primary, 24-volt secondary, 40 VA transformer. It is field mounted and wired.
VA120VXMFR10	120 Volt Transformer	120-volt primary, 24-volt secondary, 40 VA transformer. It is field mounted and wired.
VAJCMOTR010	Actuator Only	Direct coupled actuator with 60 second drive time
VASNSRSTAT20	Zone Sensor	Sensor only. Vertical single-gang mounting. If a communication jack is required, accessory VACOMMODL010 is needed.
VASEACSTAT20	Zone Sensor	Sensor, externally adjustable setpoint. Vertical single-gang mounting. If a communication jack is required, accessory VACOMMODL010 is needed.
VASENCSTAT30	Zone Sensor	Sensor, Night Setback button, externally adjustable setpoint. Vertical single-gang mounting. If a communication jack is required, accessory VACOMMODL010 is needed.
VASEBCSTAT10	Zone Sensor	Sensor with On and Cancel. Vertical single mounting. If a communication jack is required, accessory VACOMMODL010 is needed.
VASTATLCPC20	Zone Sensor	Wall Plate Available for use with UCM zone sensors. Designed to cover a 4 x 4 junction box mounted horizontally or vertically. Construction is of thermoplastic material with pebble grain finish, which matches the zone sensor. This is a field-installed component.
VACOMMODL010	Zone Sensor	The optional communication jack is a snap-in accessory which mounts on the base of sensors VASNSRSTAT20, VASEACSTAT20, VASENCSTAT30, and VASEBCSTAT10. It ships in a box of 12 only.



It's Hard To Stop A Trane.®

VariTrac™ Linear Slot Diffusers

Table CCZO-25-A — Linear Slot Diffusers

Ordering Number	Item	Expanded Description
VA2TBAR1S1W0	15/16" T-Bar, 2 ft., Low height, 1 slot / 1 way diffuser / inlet diameter 6"	Linear slot diffuser designed to mount over the "T" of several exposed "T" suspended ceilings. Ceiling types include Armstrong-Prelude Series, Chicago Metallic 200/1800 Series, USG/Donn-DX Series, National Rolling Mills-ML Series. Exposed surfaces of slot finished with white enamel.
VA2TBAR2S2W0	15/16" T-Bar, 2 ft., Low height, 2 slot / 2 way diffuser	Linear slot diffuser designed to mount over the "T" of several exposed "T" suspended ceilings. Ceiling types include Armstrong-Prelude Series, Chicago Metallic 200/1800 Series, USG/Donn-DX Series, National Rolling Mills-ML Series. Exposed surfaces of slot finished with white enamel.
VA4TBAR1S1W0	15/16" T-Bar, 4 ft., Low height, 1 slot / 1 way diffuser / inlet diameter 6"	Linear slot diffuser designed to mount over the "T" of several exposed "T" suspended ceilings. Ceiling types include Armstrong-Prelude Series, Chicago Metallic 200/1800 Series, USG/Donn-DX Series, National Rolling Mills-ML Series. Exposed surfaces of slot finished with white enamel.
VA4TBAR2S2W0	15/16" T-Bar, 4 ft., Low height, 2 slot / 2 way diffuser / inlet diameter 6"	Linear slot diffuser designed to mount over the "T" of several exposed "T" suspended ceilings. Ceiling types include Armstrong-Prelude Series, Chicago Metallic 200/1800 Series, USG/Donn-DX Series, National Rolling Mills-ML Series. Exposed surfaces of slot finished with white enamel.