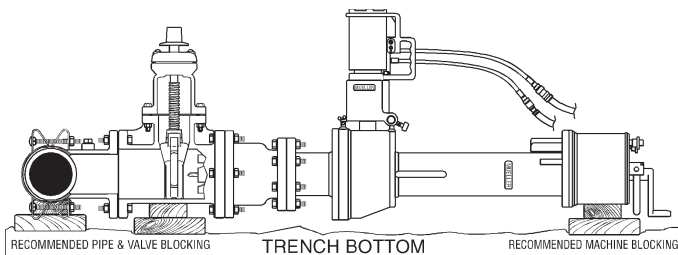


Large Drilling Machines are used for making 2" to 24" lateral connections on water mains under pressure. These machines are available with the tools and accessories for cutting a wide variety of pipe. These large drilling machines are built to take the hard use and rough handling that is unavoidable when working on mains. They need only minimum maintenance to provide long life and satisfactory use. The various drilling machines are simple to operate and, because they are similar in design and

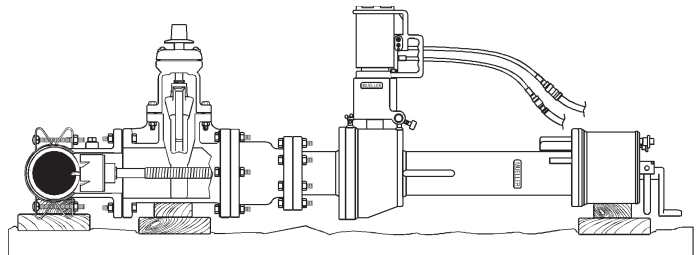
operation, training operators to use them is an easy task.

These machines are part of a complete selection of equipment, products and methods developed by MUELLER CO. to perform the variety of operations needed to install, extend and maintain today's water systems. The designed-in compatibility of each part of the MUELLER selection helps everything go together easily for strong, leak-tight installations. MUELLER methods and equipment let you work on pressurized water mains without interrupting flow.

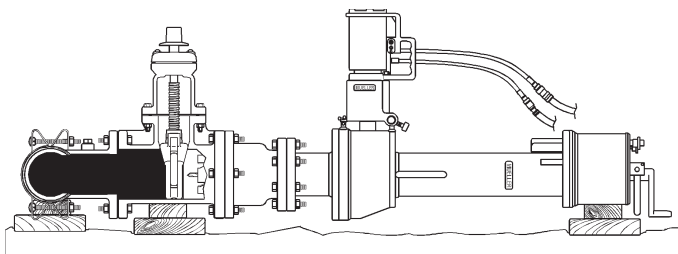
## The MUELLER method for making a lateral connection (MUELLER® CL-12™ Drilling Machine shown)



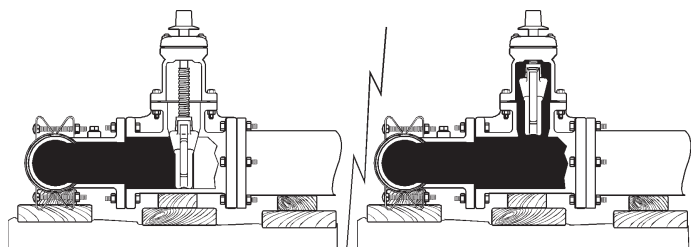
**1** The tapping sleeve and valve are first attached to the main and tested. Then the drilling machine, with a shell cutter attached to the boring bar, is attached to the tapping valve using an adapter. The assembly should be pressure tested prior to making the cut.



**2** With the tapping valve open, the shell cutter and boring bar are advanced to cut the main.



**3** The boring bar is retracted and the tapping valve closed to contain the water pressure.



**4** With the machine removed, the lateral is connected and the tapping valve opened to pressurize the lateral and place it in service.

## Large drilling machine selection guide

Machine	Tapping valve size range	Maximum pressure	Operation	Recommended uses
CL-12™	2"-12"	250 psig (1724 kPa)	Hand or Power	For making lateral connections or inserting valves under pressure
C-1-36-99002	2"-24"	500 psig (3447 kPa)	Hand or Power	
Mega-Lite™	3"-12"	250 psig (1724 kPa)	Hand or Power	