

DV45H6300EG

Samsung Front-Load Electric Dryer

7.5 cu. ft. Capacity DOE

Features

- Eco Dry
- Steam Drying Technology:
 - Steam Refresh
 - Steam Wrinkle Away
- Vent Sensor™
- Sensor Dry – Detects Moisture and Adjusts Drying Time
- Smart Care
- Stainless Steel Drum
- 13 Preset Drying Cycles
- 11 Options
- 5 Temperature Settings
- 4-Way Venting
- Dual Heaters
- Drying Rack
- Dryer Drum Light
- Reversible See-Through Door

Convenience

- Child Lock
- My Cycle Option
- Lint Filter Indicator



Eco Dry



Steam Dry

Available Colors:



Onyx



White

Signature Features

ECO DRY

- 25% more energy savings.*
- With Eco Dry save \$4,500 over the lifetime of the washer and dryer.**

*Saves 25% of energy based on U.S. Department of Energy standard test.

**Compare to pre-2004 conventional top load.

STEAM DRY

- Steam away wrinkles.
- Helps remove odors and freshen clothes.
- Spend less time ironing.
- Fewer trips to the dry cleaner.

VENT SENSOR™

- Duct blockage sensing.
- Detects problems and reminds you when to clean your vent to avoid lint blockages.
- Cleaning vents regularly improves dryer performance.



ENERGY STAR 2013
Emerging Technology Award

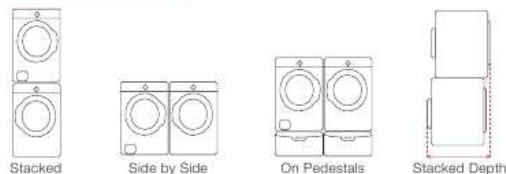
Awarded the U.S. Environmental
Protection Agency's 2013 ENERGY STAR®
Emerging Technology Award.

SAMSUNG

DV45H6300EG

Samsung Front-Load Electric Dryer

Installing Options



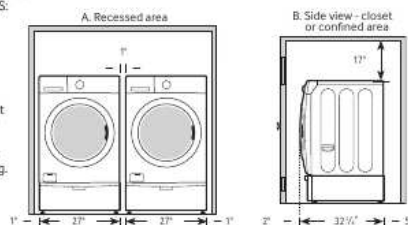
Installing Your Dryer

1. Alcove or closet installation

MINIMUM CLEARANCES FOR CLOSET AND ALCOVE INSTALLATIONS:

Sides – 1"
Rear – 5 1/4"
Top – 17"
Closet Front – 2"

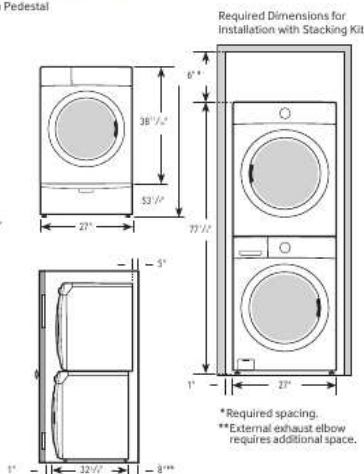
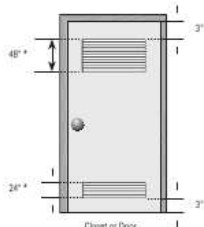
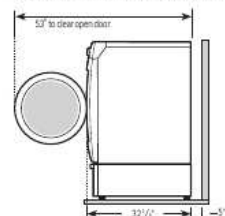
If the washer and dryer are installed together, the closet front must have at least a 72" unobstructed air opening. Your washer alone does not require a specific air opening.



Dimensions

2. With optional pedestal base or stacking kit

Required Dimensions for Installation with Pedestal



*Required spacing.
**External exhaust elbow requires additional space.

7.5 cu. ft. Capacity DOE

4-Way Venting

13 Preset Dry Cycles:

Steam Refresh, Steam Wrinkle Away, Eco Normal, Normal, Heavy Duty, Permanent Press, Bedding, Delicates, Wool, Sanitize, Time Dry, Air Fluff, Quick Dry

11 Options:

Mixed Load Bell, Wrinkle Prevent, Anti-Static, My Cycle, Rack Dry, Adjust Time, Eco Dry, Sound, Child Lock, Smart Care, Drum Light

5 Temperature Settings:

High, Medium, Medium Low, Low, Extra Low

5 Dry Levels:

Very Dry, More Dry, Normal Dry, Less Dry, Damp Dry

2 Signal Level Settings:

On/Off

Warranty

One (1) Year Parts and Labor

Two (2) Years Control Board

Three (3) Years Stainless Steel Drum

Ten (10) Years Direct Drive Motor

Product Dimensions & Weight (WxHxD)

Dimensions: 27" x 38 11/16" x 32 3/8"

Weight: 126 lbs

Shipping Dimensions & Weight (WxHxD)

Dimensions: 29 1/4" x 42 1/4" x 33 1/2"

Weight: 134 lbs

Electric	Model #	UPC Code
Onyx	DV45H6300EG	887276963372
White	DV45H6300EW	887276963402

Gas	Model #	UPC Code
Onyx	DV45H6300GG	887276963419
White	DV45H6300GW	887276963433

Matching Washer

Onyx	WF45H6300AG	887276963020
White	WF45H6300AW	887276963037

SAMSUNG

Actual color may vary. Design, specifications, and color availability are subject to change without notice. Non-metric weights and measurements are approximate.

The Emerging Technology award recognizes innovative products that have the potential to significantly reduce greenhouse gas emissions.

©2014 Samsung Electronics America, Inc. 85 Challenger Road, Ridgefield Park, NJ 07660. Tel: 800-SAMSUNG. samsung.com. Samsung is a registered trademark of Samsung Electronics Co. Ltd.