

# MED301LWS

## 30-INCH SINGLE BUILT-IN OVEN

MASTERPIECE® SERIES, LEFT SIDE OPENING DOOR



### ALSO AVAILABLE:

MED301RWS – Right Side Opening Door

### FEATURES & BENEFITS

- Specially crafted gray glass on stainless steel for a luxurious look and finish
- Designed for flexibility—standard or flush installation into kitchen cabinets
- Ergonomically designed side opening door for better access to oven cavity
- Commercial style rotisserie with 12 pound capacity
- Multi-point Meat Probe to better capture temperature in roast and poultry
- Fast 2-hour self clean mode



### GENERAL PROPERTIES

#### Heating Modes

(16) Bake, Broil, Max Broil, Roast, Convection Bake, Convection Broil, Max Convection Broil, Convection Roast, Proof, Warm, Pizza, True Convection, Dehydrate, Speed Convection, Slow Roast, Rotisserie

Sabbath	Yes
Cleaning Type	Self Clean / Easy Clean
Telescopic Rack(s)	3
Illumination Type	Halogen
Interior Lights	2
Home Connect (Wi-Fi Enabled)	Yes

### OVEN PERFORMANCE

Bake Element	2,400 W
Broil Element	3,800 W / 1,000 W
Convection Element	2,000 W

### TECHNICAL DETAILS

Watts	6,400 W
Circuit Breaker	30 A
Volts	240 / 208 V
Frequency	60 Hz
Plug Type	Fixed Connection, No Plug
Conduit	60" 4-Wire
Energy Source	Electric

### DIMENSIONS & WEIGHT

Overall Appliance Dimensions (HxWxD)	29" x 29 3/4" x 24 1/2"
Trim Overlaps (Top – Sides – Bottom)	3/8" to 2" – 9/16" – 0"
Required Cutout Size (HxWxD) – Standard	27" – 28 5/8" x 28 1/2" x 23 1/2"
Required Cutout Size (HxWxD) – Flush	29 1/8" x 30 3/4" x 24 1/2"
Oven Cavity Size	4.5 cu. ft.
Overall Oven Interior Dimensions (HxWxD)	17 3/4" x 24" x 17 7/8"
Usable Oven Interior Dimensions (HxWxD)	13 1/2" x 21 5/8" x 16 1/4"
Net Weight	188 lbs

### ACCESSORIES (INCLUDED)

3 Telescopic Racks, Multi-point Meat Probe, Max Broil Pan, Rotisserie

### WARRANTY

Limited Warranty Parts and Labor	2 Year
----------------------------------	--------

### ACCESSORIES (OPTIONAL)



SDCLNRCK30  
30-Inch Oven Self-clean Standard Rack



# MED301LWS

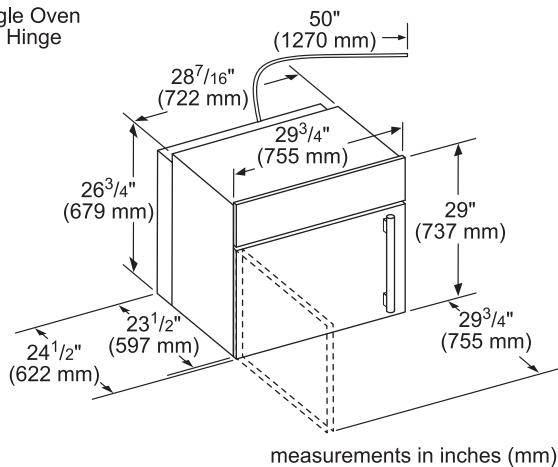
## 30-INCH SINGLE BUILT-IN OVEN

MASTERPIECE® SERIES, LEFT SIDE OPENING DOOR



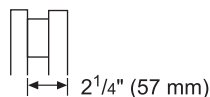
### INSTALLATION DETAILS

Single Oven  
Left Hinge



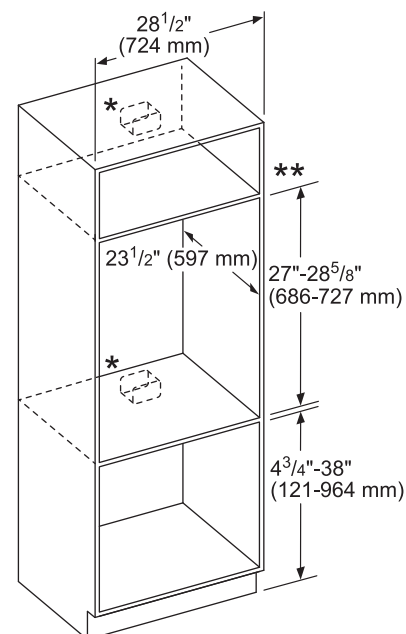
Door Handle Depth\*

Masterpiece Series  
Side-Hinge Handle



\*Protrusion of handle  
from door skin

Single Oven Wall Mount Installation

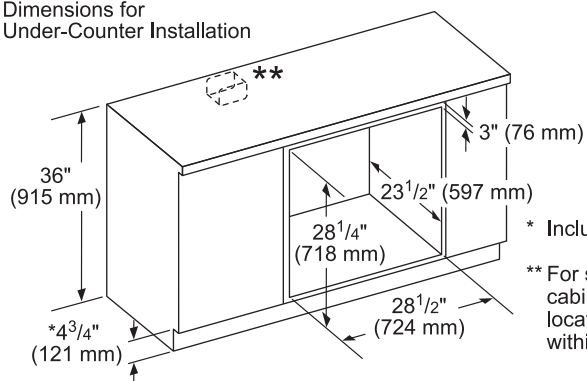


\* For single ovens installed into a wall cabinet, the junction box may be located above, beneath, left or right of the unit within reach of the power cord.

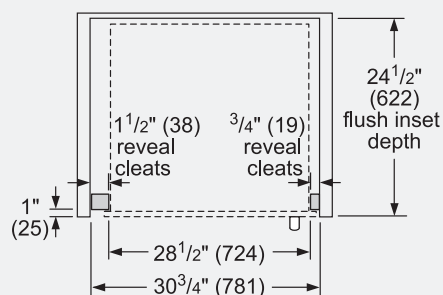
\*\* For oven installation in a wall cabinet, the control panel overlap is a min. 3/8" (10 mm) to max. 2" (51 mm).

measurements in inches (mm)

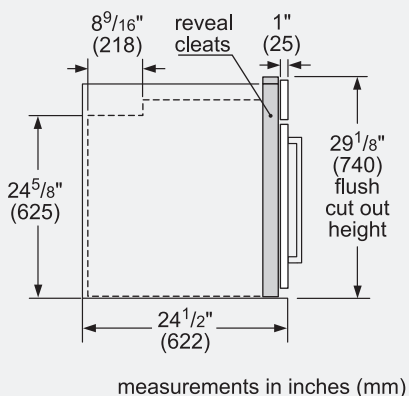
Dimensions for  
Under-Counter Installation



Flush Install Top View



Side View





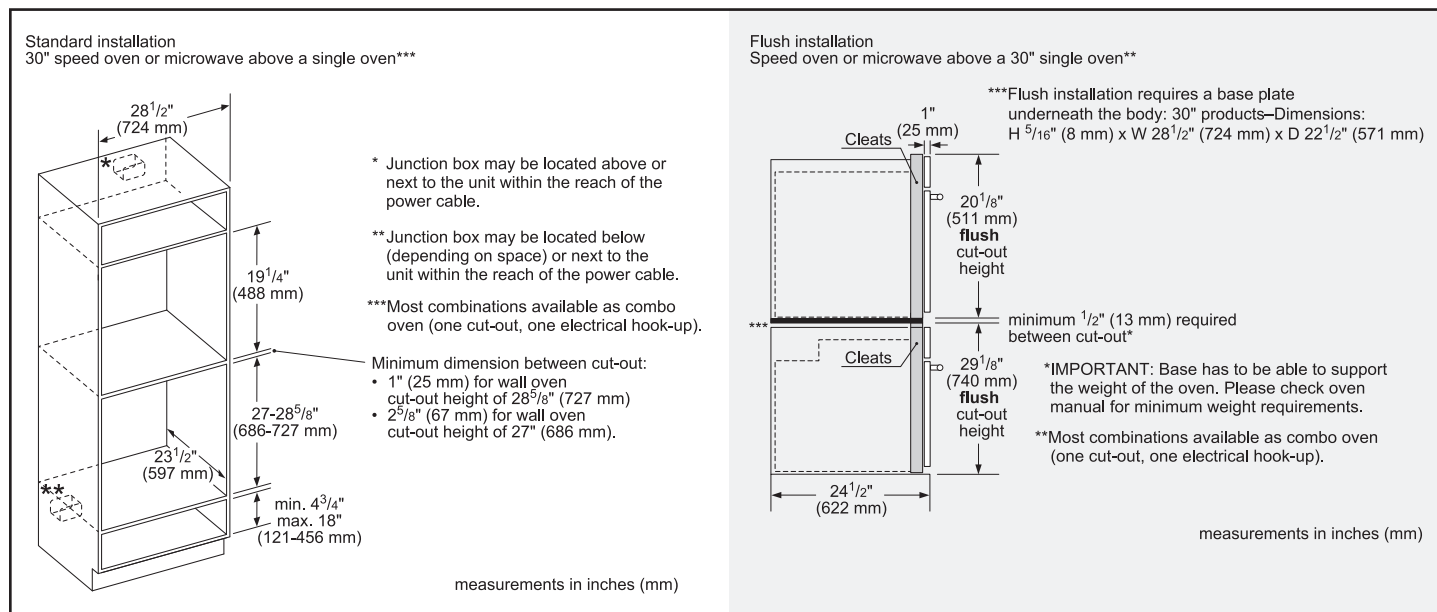
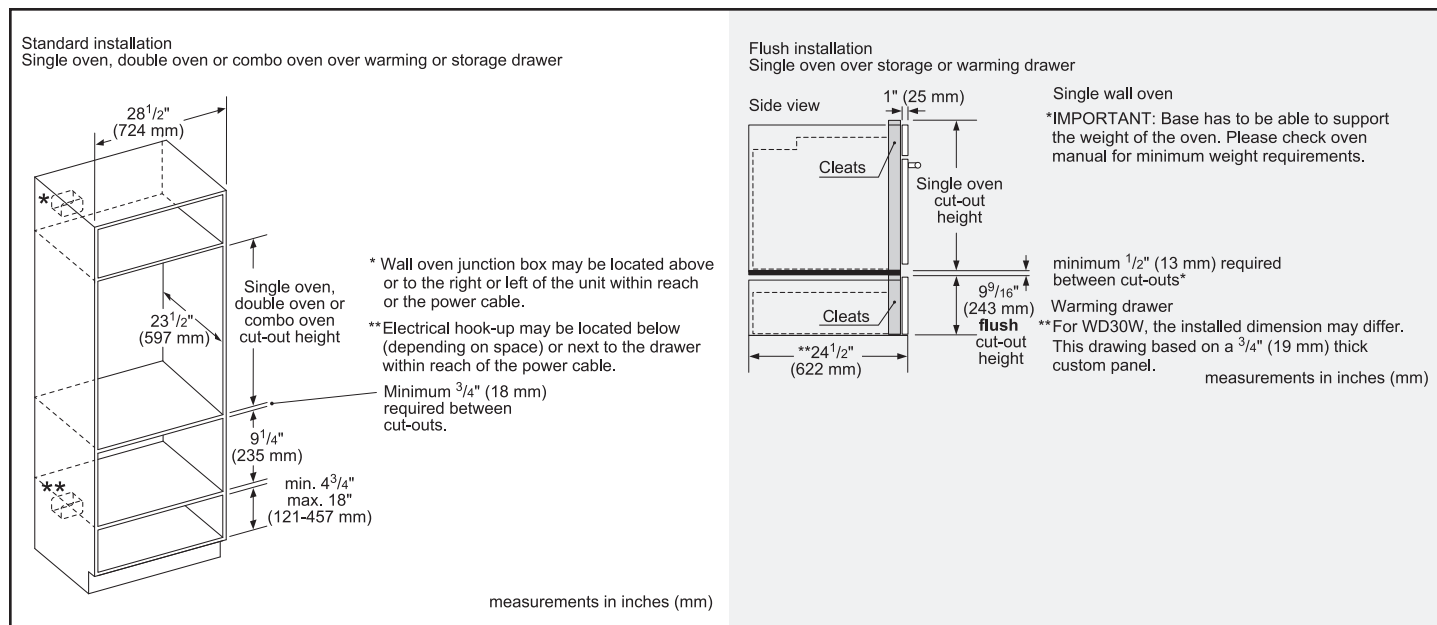
# MED301LWS

## 30-INCH SINGLE BUILT-IN OVEN

MASTERPIECE® SERIES, LEFT SIDE OPENING DOOR



### INSTALLATION DETAILS





# MED301LWS

## 30-INCH SINGLE BUILT-IN OVEN

MASTERPIECE® SERIES, LEFT SIDE OPENING DOOR

INSTALLATION DETAILS

