

ONLY ONE COMPANY MAKES 10" & 15" INJECTION MOLDED GASKETED SEWER FITTINGS



Multi Fittings is the only manufacturer to offer gasketed 12" and 15" SDR 35 molded sewer fittings in a range of wyes, tees and elbows.

Ideal for wastewater and stormwater applications, as well as the conveyance of industrial wastes, our large diameter molded sewer fittings are designed to exceed all applicable standards and are built to withstand higher impact forces, higher loads and survive the roughest jobsite handling. The impact strength of our sewer fittings exceed the requirements of ASTM F1336 by at least 25%.

For over 50 years, Multi Fittings has been an industry leader in offering the most comprehensively engineered and tested fittings for plastic pipe in North America.

Multi Fittings produces the widest range of injection molded fittings for pressurized watermains and sewer forcemains, gravity flow sewers and drain, waste and vent applications.

TRENCH TOUGH PLUS™

SIZES

4" & 15"




MULTI FITTINGS

Telephone: 519 681-2140

Toll Free: 800 265-1815

Fax: 519 681-2156



Locked-in Gasket Design

Makes assembling the joints easy, requiring less brute force in the trench, while ensuring leak-proof reliability in the ground.

Advanced Material Formulation

Leading crush-resistance, yet our fittings can flex to accommodate the extreme loads that cause rigid fittings to fail.

Structural Reinforcements

Reinforced at key intersecting locations where it's needed for added strength without losing flexibility.

more information on back ►

FEATURES & BENEFITS

Easy to Install

Lightweight and easy to handle; with the patented Trench Tough Plus locked-in gasket design.

Joint Strength

Manufactured to allow for a high degree of joint deflection, reducing the risks caused by soil settlement or shifting.

Structural Strength

Leads the industry in crush-resistance and able to handle extreme loads underground.

Impact Strength

Designed to withstand the rigors of the job site, exceeding ASTM impact standards.



Telephone: 519 681-2140
Toll Free: 800 265-1815
Fax: 519 681-2156

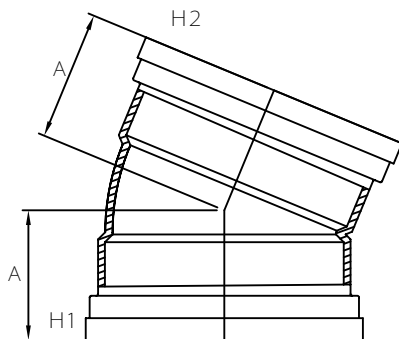


MULTI FITTINGS

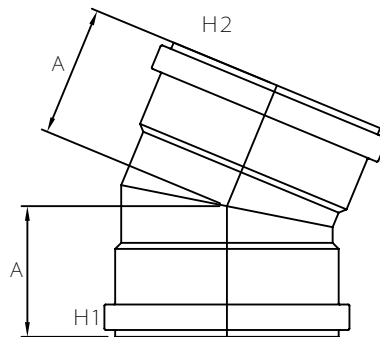
LAYING LENGTH

ISSUE DATE: OCT 30/17
SUPERCEDES: SEPT 14/07

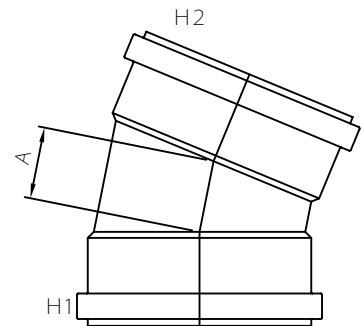
22 1/2° ELBOW (GxG) (1/16 BEND)



INJECTION MOLDED FITTING (M)



FABRICATED FITTING (F)



FABRICATED FITTING (F1)

	SIZE H1xH2	PART NUMBER	A REF
M =	4x4	067304	3.000
M =	6x6	067306	4.000
M =	6x6 LONG	067017	5.000
F	8x8	067308	-
F @	10x10	067310	9.750
F @	12x12	067311	18.000
F1 @	15x15	067315	11.000
F1 @	18x18	067318	-

NOTE: = Refer to Page HW4 for Hub Detail, Type A
@ Refer to Page HW5 for Hub Detail, Fabricated