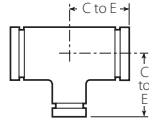


STANDARD FITTINGS

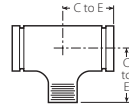
No. 25 – Grooved Branch

No. 29T – Threaded Branch

Size			No. 25 Std.	No. 29T w/ Thd. Branch		
Nominal Size inches/Actual mm			C to E inches/mm	C to E inches/mm		
1 33.7	×	1 33.7	×	$\frac{3}{4}$ 26.9	+	+
1 ¼ 42.4	×	1 ¼ 42.4	×	1 33.7	+	+
1 ½ 48.3	×	1 ½ 48.3	×	$\frac{3}{4}$ 26.9	+	+
				1 33.7	+	+
				1 ¼ 42.4	+	+
2 60.3	×	2 60.3	×	$\frac{3}{4}$ 26.9	3.25 83	3.25 83
				1 33.7	3.25 83	3.25 83
				1 ¼ 42.4	+	+
				1 ½ 48.3	3.25 83	3.25 (sw) 83
2 ½ 73.0	×	2 ½ 73.0	×	$\frac{3}{4}$ 26.9	+	+
				1 33.7	3.75 95	3.75 (sw) 95
				1 ¼ 42.4	+	+
				1 ½ 48.3	3.75 95	3.75 95
				2 60.3	3.75 95	3.75 (sw) 95
3 88.9	×	3 88.9	×	$\frac{3}{4}$ 26.9	+	+
				1 33.7	4.25 108	4.25 108
				1 ¼ 42.4	+	+
				1 ½ 48.3	4.25 108	4.25 (sw) 108
				2 60.3	4.25 108	4.25 (sw) 108
				2 ½ 73.0	4.25 108	4.25 (sw) 108



No. 25



No. 29T

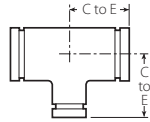


Always refer to the current Victaulic submittal publication in the G-100 General Catalog or on the website www.victaulic.com for the most up-to-date dimensional information.

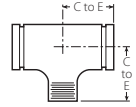


STANDARD FITTINGS

Size			No. 25 Std.	No. 29T w/ Thd. Branch
Nominal Size inches/Actual mm			C to E inches/mm	C to E inches/mm
4 114.3	× 4 114.3	¾ 26.9	+	+
		1 33.7	5.00 127	5.00 127
		1 ¼ 42.4	+	+
		1 ½ 48.3	5.00 127	5.00 127
		2 60.3	5.00 127	5.00 127
		2 ½ 73.0	5.00 127	5.00 127
		3 88.9	5.00 127	5.00 127
		5 141.3	× 5 141.3	1 33.7
1 ½ 48.3	+	+		
2 60.3	5.50 (sw) 140	5.50 (sw) 140		
2 ½ 73.0	5.50 140	5.50 (sw) 140		
3 88.9	5.50 140	5.50 (sw) 140		
4 114.3	5.50 140	5.50 (sw) 140		
6 168.3	× 6 168.3	1 33.7	+	+
		1 ½ 48.3	+	+
		2 60.3	6.50 165	6.50 165
		2 ½ 73.0	6.50 165	6.50 165
		3 88.9	6.50 165	6.50 165
		4 114.3	6.50 165	6.50 165
		5 141.3	6.50 165	6.50 165
		6 ½ 165.1	× 6 ½ 165.1	3 88.9
4 114.3	6.50 165			6.50 (sw) 165



No. 25



No. 29T

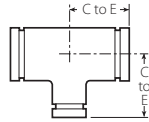


Always refer to the current Victaulic submittal publication in the G-100 General Catalog or on the website www.victaulic.com for the most up-to-date dimensional information.

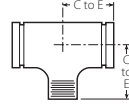


STANDARD FITTINGS

Size			No. 25 Std.	No. 29T w/ Thd. Branch
Nominal Size inches/Actual mm			C to E inches/mm	C to E inches/mm
8 219.1	× 8 219.1	1½ 48.3	+	+
		2 60.3	7.75 (sw) 197	7.75 (sw) 197
		2½ 73.0	+	+
		3 88.9	7.75 (sw) 197	7.75 (sw) 197
		4 114.3	7.75 197	7.75 197
		5 141.3	7.75 (sw) 197	7.75 (sw) 197
		6 168.3	7.75 197	7.75 197
		165.1 mm	7.75 (sw) 197	7.75 (sw) 197
		10 273.0	× 10 273.0	1½ 48.3
2 60.3	9.00 (sw) 229			9.00 (sw) 229
2½ 73.0	+			+
3 88.9	+			+
4 114.3	9.00 (sw) 229			9.00 (sw) 229
5 141.3	9.00 (sw) 229			9.00 (sw) 229
6 168.3	9.00 (sw) 229			9.00 (sw) 229
8 219.1	9.00 (sw) 229			9.00 (sw) 229
12 323.9	× 12 323.9	1 33.7	+	+
		2 60.3	+	+
		2½ 73.0	+	+
		3 88.9	10.00 (sw) 254	10.00 (sw) 254
		4 114.3	10.00 (sw) 254	10.00 (sw) 254
		5 141.3	10.00 (sw) 254	10.00 (sw) 254
		6 168.3	10.00 (sw) 254	10.00 (sw) 254
		8 219.1	10.00 (sw) 254	10.00 (sw) 254
		10 273.0	10.00 (sw) 254	10.00 (sw) 254



No. 25



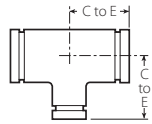
No. 29T



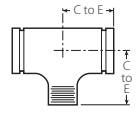
Always refer to the current Victaulic submittal publication in the G-100 General Catalog or on the website www.victaulic.com for the most up-to-date dimensional information.

STANDARD FITTINGS


Size			No. 25 Std.	No. 29T w/ Thd. Branch
Nominal Size inches/Actual mm			C to E inches/mm	C to E inches/mm
# 14 355.6	× 14 355.6	× 4 114.3	+	+
		6 168.3	+	+
		8 219.1	11.00 279	11.00 279
		10 273.0	11.00 279	11.00 279
		12 323.9	11.00 279	11.00 279
		14 355.6	+	+
# 16 406.4	× 16 406.4	× 4 114.3	+	+
		6 168.3	+	+
		8 219.1	12.00 305	12.00 305
		10 273.0	12.00 305	12.00 305
		12 323.9	12.00 305	12.00 305
		14 355.6	+	+
# 18 457.0	× 18 457.0	× 4 114.3	+	+
		6 168.3	+	+
		8 219.1	+	+
		10 273.0	15.50 394	15.50 394
		12 323.9	15.50 394	15.50 394
		14 355.6	15.50 394	— —
		16 406.4	15.50 394	— —
		18 457.0	+	+
# 20 508.0	× 20 508.0	× 6 168.3	+	+
		8 219.1	+	+
		10 273.0	+	+
		12 323.9	+	+
		14 355.6	17.25 438	— —
		16 406.4	17.25 438	— —
		18 457.0	17.25 438	— —
		20 508.0	+	+



No. 25




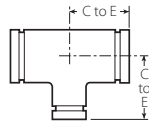
No. 29T

 Always refer to the current Victaulic submittal publication in the G-100 General Catalog or on the website www.victaulic.com for the most up-to-date dimensional information.

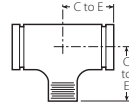


STANDARD FITTINGS

Size	No. 25 Std.	No. 29T w/ Thd. Branch
Nominal Size inches/Actual mm	C to E inches/mm	C to E inches/mm
# 24 610.0 × 24 610.0 × 8 219.1	20.00 508	20.00 508
10 273.0	20.00 508	20.00 508
12 323.9	20.00 508	20.00 508
14 § 355.6	20.00 508	—
16 406.4	20.00 508	—
18 § 457.0	20.00 508	—
20 508.0	20.00 508	—
14 – 24 355.6 – 610.0	 For AGS fitting information, refer to the AGS fittings section.	



No. 25



No. 29T

+ Contact Victaulic for details.

NOTE: All fittings are ductile iron unless noted otherwise with an “sw” or “s”.
SW = Segmentally Welded, S = Carbon Steel

No. 29T Threaded Branches are supplied standard with NPT threads. British Standard Pipe Threads are available. Specify “BSPT” clearly on order.

For use on cut grooved systems only. For roll grooved systems, Victaulic offers the Advanced Groove System (AGS).

§ Cast fitting available. Contact Victaulic for details.



Always refer to the current Victaulic submittal publication in the G-100 General Catalog or on the website www.victaulic.com for the most up-to-date dimensional information.

