



PRESS FITTINGS FOR PLUMBING AND MECHANICAL APPLICATIONS

JOB NAME	CONTRACTOR
JOB LOCATION	WHOLESALER
ENGINEER	STREAMLINE PRS™ REP

PRODUCT DESCRIPTION:

Streamline PRS™ mechanical press copper fittings for use in plumbing or mechanical applications. Available sizes ranging from 1/2" to 4" in diameter. Product is designed to join ASTM B88 (Types K, L, M) hard-drawn copper tube (1/2" to 4") and soft copper tube (1/2" to 1-1/4").

Integral leak featured design, allows for quick and easy identification of connections which have not been pressed prior to putting the system in operation.

Streamline PRS™ mechanical press fittings are compatible with most common pressing tools and jaws.

50 - Year Limited Warranty

MATERIAL:

Streamline PRS™ components in a mechanical press copper fitting are: UNS C12200 Copper / C69300 low-lead brass for the body, EPDM o-ring, silicone o-ring lubrication, and stainless steel grip ring with a nylon spacer (2-1/2"-4" only).

KEY SPECIFICATIONS:

Streamline PRS™ shall conform to material requirements of ASME B16.22, ASME B16.51, or ASME B16.18. Performance criteria of Streamline PRS™ mechanical press copper fittings shall conform to IAPMO PS-117 or ASME B16.51.

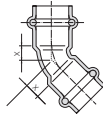
INSTALLATION:

Streamline PRS™ fittings are approved for installations in both above and below ground applications, as allowed by local code. Product installation shall comply with the latest applicable building codes for the local jurisdiction and manufacturer's instructions.

REFERENCES:

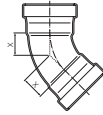
- | | |
|--------------|---|
| NSF/ANSI 61 | Drinking Water System Components |
| NSF/ANSI 372 | Lead Content Compliance |
| IAPMO PS-117 | Press and Nail Connection |
| ASME B16.51 | Copper and Copper Alloy Press-Connect Pressure Fittings |
| UPC | Uniform Plumbing Code |
| CSA | Canada NSF/ANSI 61 and NSF/ANSI 372 Compliant |
| ABS | American Bureau of Shipping |

45° ELBOW • SMALL
P x P



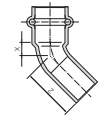
Item No.	Diameter	X	Wgt.	Inner	Viega No.
PF 03026	1/2"	0.28	0.10	10	77607
PF 03034	3/4"	0.37	0.15	10	77023
PF 03044	1"	0.45	0.21	5	77028
PF 03050	1-1/4"	0.51	0.28	1	77033
PF 03055	1-1/2"	0.59	0.58	1	77038
PF 03059	2"	0.79	0.82	1	77043

45° ELBOW • LARGE
P x P



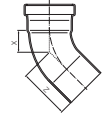
Item No.	Diameter	X	Wgt.	Inner	Viega No.
PF 03063	2-1/2"	1.30	1.74	1	20653
PF 03067	3"	1.57	2.27	1	20658
PF 03073	4"	2.07	4.11	1	20663

45° ELBOW • STREET • SMALL
FTG x P



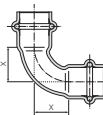
Item No.	Diameter	X	Z	Wgt.	Inner	Viega No.
PF 03326	1/2"	0.28	1.10	0.09	10	77637
PF 03334	3/4"	0.37	1.32	0.15	10	77053
PF 03344	1"	0.45	1.44	0.20	5	77058
PF 03350	1-1/4"	0.51	1.67	0.28	1	77063
PF 03355	1-1/2"	0.59	2.13	0.56	1	77068
PF 03359	2"	0.79	2.48	0.80	1	77073

45° ELBOW • STREET • LARGE
FTG x P



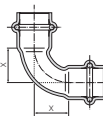
Item No.	Diameter	X	Z	Wgt.	Inner	Viega No.
PF 03363	2-1/2"	1.30	3.23	1.57	1	20668
PF 03368	3"	1.57	3.50	2.32	1	20673
PF 03373	4"	2.07	4.59	3.96	1	20678

90° ELBOW • SHORT RADIUS • SMALL
P x P



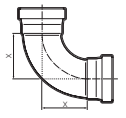
Item No.	Diameter	X	Wgt.	Inner	Viega No.
PF 02722	1/2"	0.75	0.12	10	77317
PF 01634	3/4"	0.75	0.18	10	77022
PF 01647	1"	1.22	0.28	5	77027
PF 02084	1-1/4"	1.22	0.35	1	77032
PF 02085	1-1/2"	1.24	0.63	1	77037
PF 02086	2"	2.05	1.07	1	77042

90° ELBOW • LONG RADIUS • SMALL
P x P



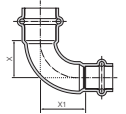
Item No.	Diameter	X	Wgt.	Inner	Viega No.
PF 02722	1/2"	0.75	0.12	10	77317
PF 02734	3/4"	1.30	0.20	10	-
PF 02747	1"	1.30	0.29	5	-
PF 02055	1-1/4"	1.65	0.40	1	-
PF 02063	1-1/2"	2.01	0.79	1	-
PF 02072	2"	2.52	1.21	1	-

90° ELBOW • LONG RADIUS • LARGE
P x P



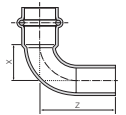
Item No.	Diameter	X	Wgt.	Inner	Viega No.
PF 02082	2-1/2"	2.99	2.09	1	20623
PF 02092	3"	3.62	2.10	1	20628
PF 02095	4"	4.74	5.61	1	20633

90° ELBOW • LONG RADIUS • REDUCING • SMALL
P x P



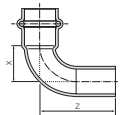
Item No.	Diameter	X	X1	Wgt.	Inner	Viega No.
PF 02736	3/4" x 1/2"	1.02	1.26	0.19	15	77325
PF 02749	1" x 3/4"	1.30	1.54	0.30	10	77330

90° ELBOW • SHORT RADIUS • STREET • SMALL
FTG x P



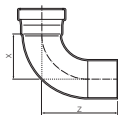
Item No.	Diameter	X	Z	Wgt.	Inner	Viega No.
PF 02822	1/2"	0.75	1.57	0.11	10	77347
PF 01654	3/4"	0.75	2.01	0.16	10	77052
PF 02344	1"	1.22	2.28	0.27	5	77057
PF 02384	1-1/4"	1.22	2.84	0.35	1	77062
PF 02385	1-1/2"	1.24	3.52	0.64	1	77067
PF 02386	2"	2.05	4.15	1.05	1	77072

90° ELBOW • LONG RADIUS • STREET • SMALL
FTG x P



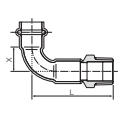
Item No.	Diameter	X	Z	Wgt.	Inner	Viega No.
PF 02822	1/2"	0.75	1.57	0.11	10	77347
PF 02834	3/4"	1.02	2.01	0.19	10	-
PF 02847	1"	1.30	2.28	0.27	5	-
PF 02350	1-1/4"	1.65	2.83	0.41	1	-
PF 02355	1-1/2"	2.01	3.52	0.76	1	-
PF 02359	2"	2.52	4.15	1.16	1	-

90° ELBOW • LONG RADIUS • STREET • LARGE
FTG x P



Item No.	Diameter	X	Z	Wgt.	Inner	Viega No.
PF 02363	2-1/2"	2.99	5.00	2.05	1	20638
PF 02368	3"	3.58	5.58	3.04	1	20643
PF 02395	4"	4.74	7.05	5.70	1	20648

90° ELBOW • MALE • SMALL
P x MPT



Item No.	Diameter	L	X	Wgt.	Inner	Viega No.
PF 01506	1/2"	2.82	0.75	0.23	5	-
PF 01531	3/4"	3.36	1.02	0.39	5	-
PF 01558	1"	3.76	1.30	0.60	1	-
PF 01593	1-1/4"	4.41	1.65	0.81	1	-
PF 01631	1-1/2"	5.22	2.01	1.42	1	-
PF 01679	2"	5.98	2.52	2.12	1	-