


PFXSCV Series



Brass Check Valves

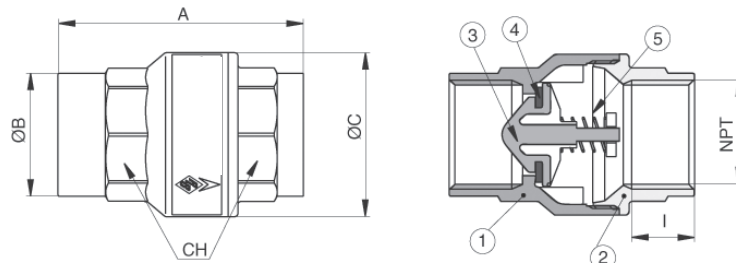
Product Features

- Low Lead Brass Body
- High capacity, size 1/2"-2" 400 WOG
- Soft seat for bubble tight shutoff, spring loaded for fast seating action
- Low cracking pressure 1/2 PSI
- Flow profile designed to minimize head loss easy design
- Perfect sealing both at high and low pressure wide temperature range: +10° to 210° F
- High technology materials to ensure best resistance in any condition
- Patented disc guide
- Connection: Female NPT ANSI B 1.20.1
- Stainless steel springs with neoprene seat
- Suitable for water, oils and general purpose applications
- Can be installed in ALL positions including the vertical down direction
- Not for use at or below ground level

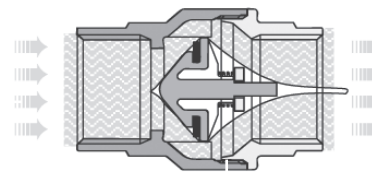


PFXSCVD

Product Specifications



	PART NAME	MATERIAL	QTY
1	Body	Brass CW 510L UNI EN 12165 UNI EN 12165	1
2	End Connection	Brass CW 510L UNI EN 12165 UNI EN 12165	1
3	Obstructor	Polyetherimide	1
4	Seat	100002 NBR	1
5	Spring	Stainless Steel	1



CONNECTION: ANSI B 1.20.1

	Inch	A	ØB	ØC	I.	CH	CV	PSI	LBS
PFXSCVD	1/2"	2.32	.098	1.35	0.53	0.98	6.00	400	0.32
PFXSCVF	3/4"	2.56	1.20	1.65	0.55	1.22	11.00	400	0.49
PFXSCVG	1"	2.76	1.48	1.93	0.66	1.50	16.90	400	.068
PFXSCVH	1-1/4"	2.93	1.87	2.40	0.68	1.89	27.40	400	1.13
PFXSCVJ	1-1/2"	3.17	2.10	2.87	0.68	2.12	39.10	400	1.61
PFXSCVK	2"	3.37	2.68	3.46	0.69	2.64	60.70	400	2.28

Warranty and Codes

This PROFLO product carries a 1-year limited warranty.

NSF 61

