



Rev. 8-13 Shaded area indicates change



MUELLER® 300™ Ball Straight Service Valve - MUELLER 110® Conductive Compression Connection for CTS O.D.* tubing - **both ends**
Quarter turn check - lock wing.
360° turn option available by adding -3 suffix to catalog number (B-25146-3)

B-25146N


Catalog size	3/4R†	3/4	1R†	1	1-1/2	2
Valve size	5/8	3/4	3/4	1	1-1/2	2
Pipe size	3/4	3/4	1	1	1-1/2	2



MUELLER 300 Ball Straight Service Valve - MUELLER 110 Conductive Compression Connection for CTS O.D.* tubing x F.I.P.
Quarter turn check - lock wing.
360° turn option available by adding -3 suffix to catalog number (B-25170-3)

B-25170N


Catalog size	3/4R†	3/4	3/4x1	1R†	1	1x3/4R†	1-1/2	2
Valve size	5/8	3/4	3/4	3/4	1	3/4	1-1/2	2
Pipe size	3/4	3/4	3/4	1	1	1	1-1/2	2



MUELLER 110 Compression Connection for IPS* PE pipe x F.I.P.
Quarter turn check - lock wing.
360° turn option available by adding -3 suffix to catalog number (B-25196-3)

B-25196N

Catalog size	3/4	1
Valve size	3/4	1
Pipe size	3/4	1



MUELLER 300 Ball Straight Service Valve - Copper flare nut x F.I.P.
Quarter turn check - lock wing.
360° turn option available by adding -3 suffix to catalog number (B-25166-3)

B-25166N

Catalog size	3/4R†	3/4	1R†	1	1-1/2	2
Valve size	5/8	3/4	3/4	1	1-1/2	2
Pipe size	3/4	3/4	1	1	1-1/2	2



MUELLER 300 Ball Straight Service Valve - F.I.P. x F.I.P.
Quarter turn check - lock wing.
360° turn option available by adding -3 suffix to catalog number (B-20200-3)

B-20200N


Catalog size	3/4R†	3/4	1x3/4	1R†
Catalog size	1	1-1/2	2	



MUELLER 300 Ball Straight Service Valve - MUELLER® Pack Joint Connection for CTS O.D.* tubing - **both ends**
Quarter turn check - lock wing.
360° turn option available by adding -3 suffix to catalog number (P-25146-3)

P-25146N

Catalog size	3/4R†	3/4	1R†	1	1-1/2	2
Valve size	5/8	3/4	3/4	1	1-1/2	2
Pipe size	3/4	3/4	1	1	1-1/2	2



MUELLER 300 Ball Straight Service Valve - MUELLER Pack Joint Connection for CTS O.D.* tubing x F.I.P.
Quarter turn check - lock wing.
360° turn option available by adding -3 suffix to catalog number (P-25170-3)

P-25170N

Catalog size	3/4R†	3/4	3/4x1	1R†	1	1x3/4R†	1-1/2	2
Valve size	5/8	3/4	3/4	3/4	1	3/4	1-1/2	2
Pipe size	3/4	3/4	1	1	1	1	1-1/2	2



MUELLER 300 Ball Straight Service Valve - Copper flare nut - both ends
Quarter turn check - lock wing.
360° turn option available by adding -3 suffix to catalog number (B-25143-3)

B-25143N


Catalog size	3/4R	3/4	1R†	1-1/2	2
Valve size	3/4	3/4	3/4	1-1/2	2
Pipe size	3/4	3/4	1	1-1/2	2



MUELLER 300 Ball Straight Service Valve - F.I.P. x Copper flare nut
Quarter turn check - lock wing.
360° turn option available by adding -3 suffix to catalog number--4-3/8" laying length for retrofit applications

B-25168N

Catalog size	3/4R†	1
Valve size	5/8	1
Pipe size	3/4	1



MUELLER 300 Ball Straight Service Valve - F.I.P. x F.I.P.
Quarter turn check - lock wing.
360° turn option available by adding -3 suffix to catalog number--3-13/16" end-to-end dimension for retrofit applications

B-20245N

Catalog size	3/4R†
--------------	-------

* See charts on pages 8D.17 and 8D.18 for tubing and pipe that can be used with this connection.

†The "R" indicates this valve has a reduced port. The port size is one nominal size smaller than the valve inlet/outlet.

MUELLER Valves and Couplings are manufactured and tested in accordance with ANSI/AWWA C800. Components in contact with potable water will also comply with latest requirements of the Federal Safe Drinking Water Act.