



DECOLAV®

Model Number: 1220 Series

1

Product Description

Stainless Steel Drop-in or Undermount with Overflow

- Simply Stainless™ Collection
- Double Walled
- 16" Round
- High-Quality Durable Stainless Steel with Overflow
- For Drop-in or Undermount Use
- CSA Certified: CSA B45.0-2002, CSA B45.4-2002, ASME A112.19.3-2000



Product Measurements

- Diameter: 16.25 inches (41.27cm)
- Height: 6.75 inches (17.14cm)

Recommended Accessories

- DECOLAV® 9295 Grid Drain or
- DECOLAV® 9297 Push Button Closing Umbrella Drain
- DECOLAV® 9100 Decorative Bottle Trap

Thank You

Dear Valued Customer,

DECOLAV® would like to take this opportunity to thank you for your purchase – It is our sincere hope that you are completely satisfied with your new product. We welcome and look forward to helping you create another unique look for your next bathroom project.

Prior to installation, please take a moment to review all provided materials and hardware. For assistance with your new product, please contact our dedicated DECOLAV® customer service staff.

Sincerely,

Robert H. Mayer
Chief Executive Officer and President

*Let your dreams come alive,
Your passions become reality,
Be the envy of your neighbors™*



DECOLAV®

Changing the way you view the bathroom™

Before You Begin

1. Prior to installation, unpack your new DECOLAV® product and inspect it. Keep the product in its original package until you are ready to install it.
2. The wall must be square, plumb and level.
3. Shut the water supply off when replacing an existing fixture. Preparation of the floors and walls, including all additional wall supports, may be required.
4. **Observe all local plumbing and building codes.**
5. It is recommended that this installation be done with a minimum of two people. Do not install this fixture alone.

Customer Service
561-274-2110
www.decolav.com

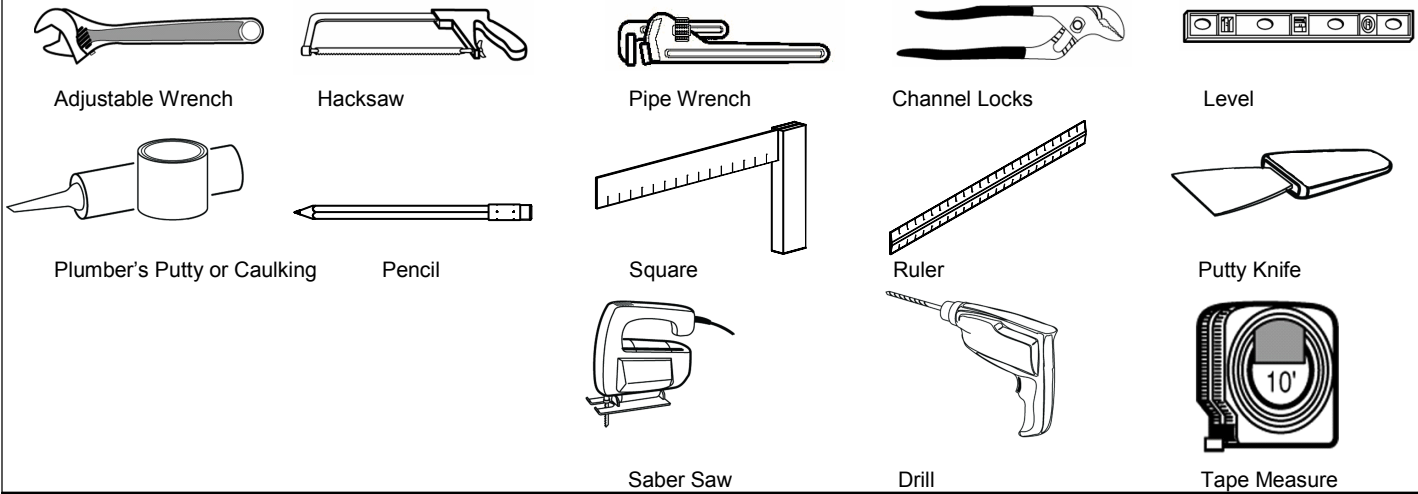


DECOLAV®

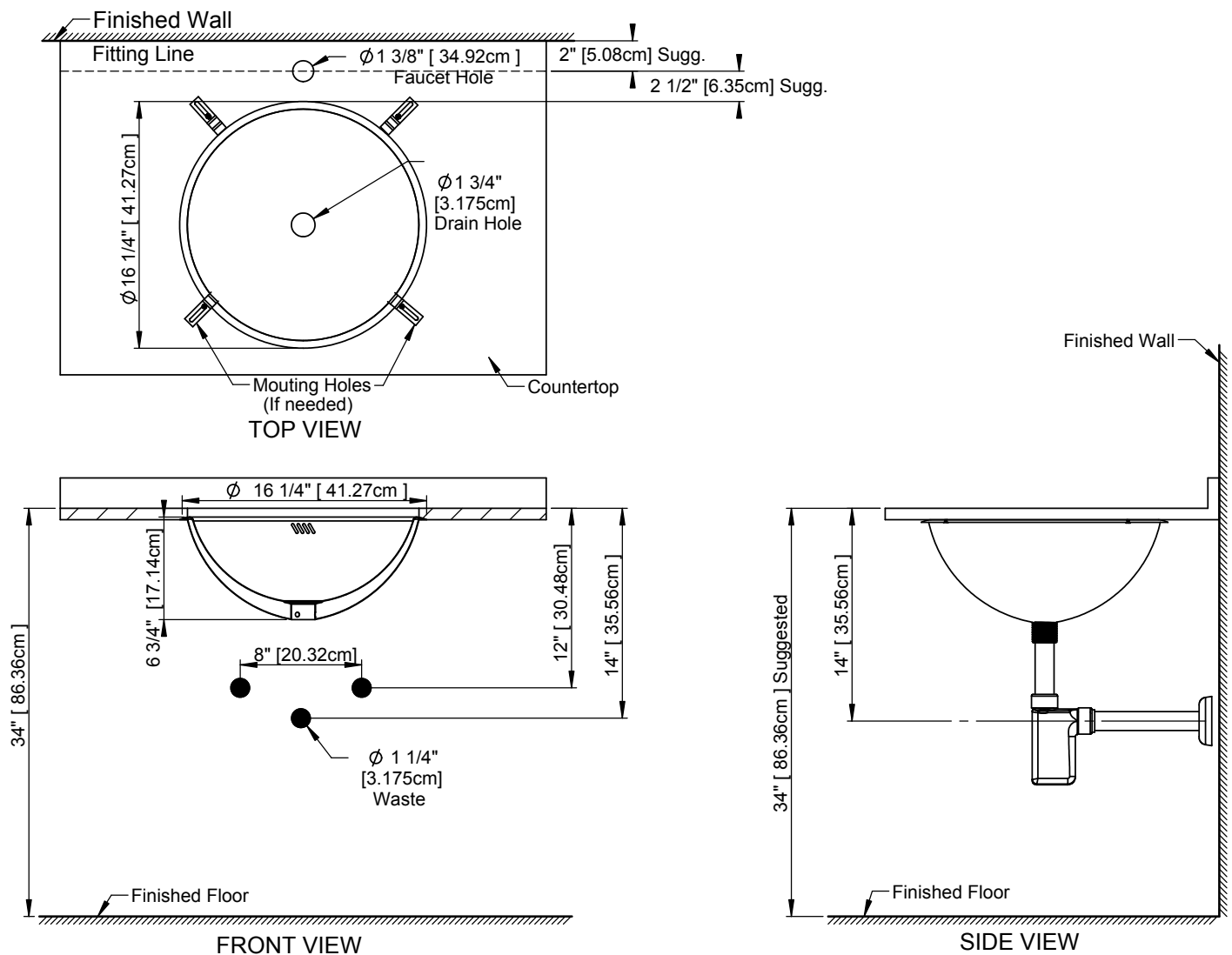
Model Number: 1220 Series

2

Tools Required



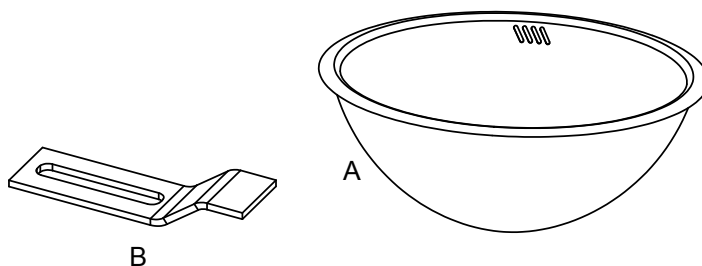
Roughing-in Dimension



Customer Service
561-274-2110
www.decolav.com

**Parts**

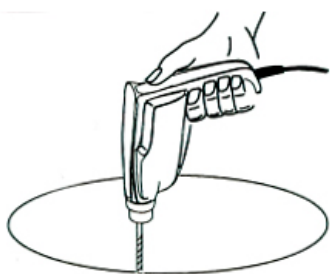
ITEM	DESCRIPTION	Qty
A	Stainless Steel Basin Drop-in or Undermount	1
B	Mounting Clips	4



- **NOTE : Cutout Template included.**

Installation Instructions**• STEP # 1**

- Affix **Template** provided to Countertop at desired location with Cellophane Tape.
- Mark guidelines on Countertop in several places.
- Drill a clearance hole approximately $\frac{1}{4}$ " to $\frac{1}{2}$ " (0.635cm-1.27cm) inside the perimeter line of **Template**.
- Cut opening following the perimeter line of **Template**.
- **NOTE: FOLLOW PERIMETER LINE OF DESIRED MOUNTING: DROP-IN OR UNDERMOUNT**



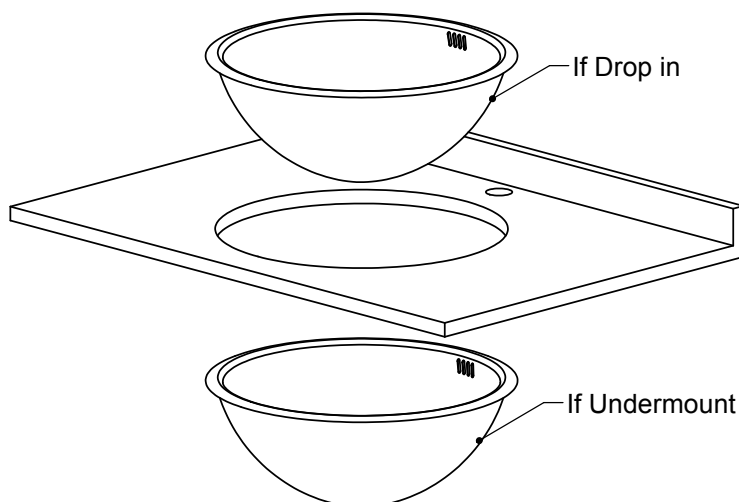
CLEARANCE HOLE



CUT OPENING

• STEP # 2

- Check for cutout alignment by placing **Lavatory (A)** in desired mounting position.



If Drop in

If Undermount



Installation Instructions

• STEP # 3 (Drop-In)

- Apply Plumber's Putty or Caulking around the underside of rim near the edge as shown.
- Carefully lower **Lavatory** in place, align, and press firmly.
- Wipe off excess sealant.
- Refer to Figure #1.
- Proceed to Step # 5.
- **NOTE: ALLOW SEALANT TO SET BEFORE PROCEEDING!**

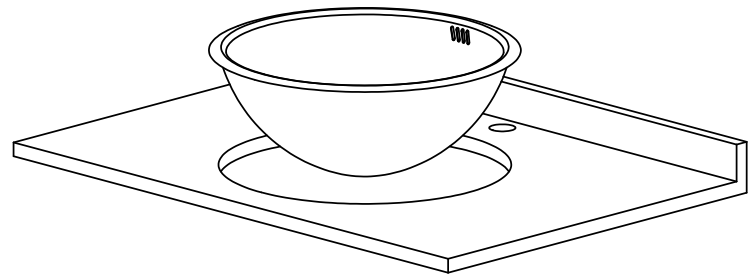
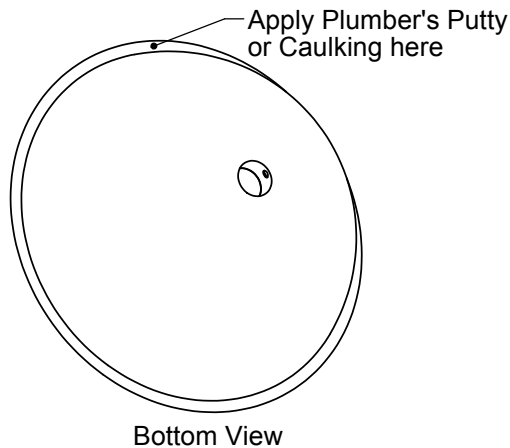
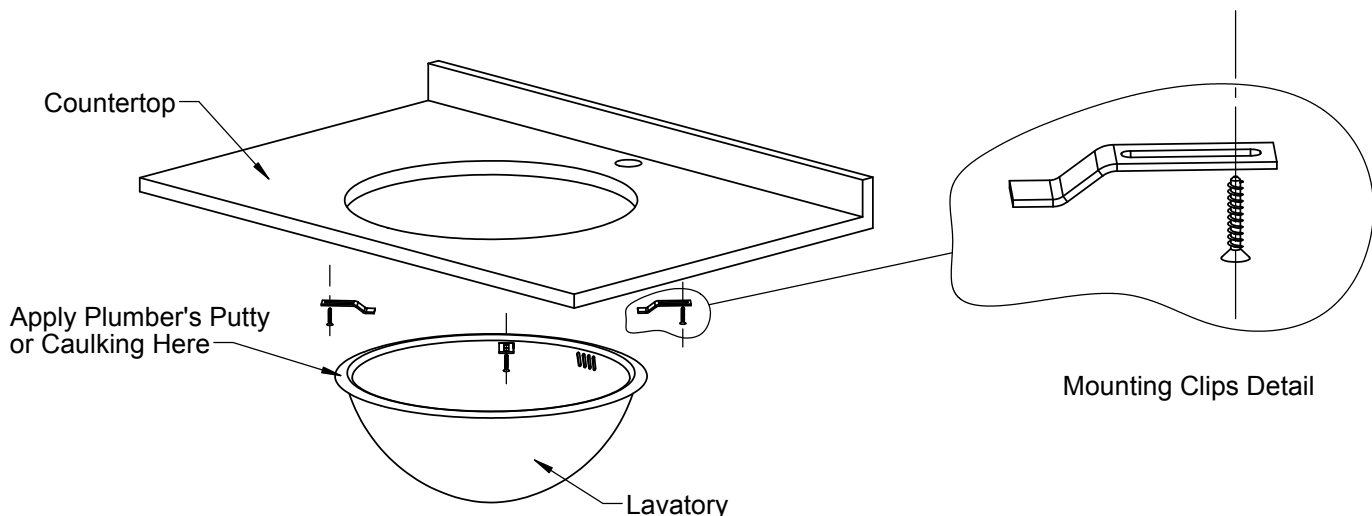


Figure #1

• STEP # 4 (Undermount)

- Apply Plumber's Putty or Caulking around the topside of rim near the edge as shown.
- Carefully raise **Lavatory** in place, align, and press firmly.
- Wipe off excess sealant.
- Attach **Mounting Clips (B)** to hold Lavatory in place.
- Refer to Mounting Clips Detail
- **NOTE: CONTACT COUNTERTOP MANUFACTURER FOR ANY MOUNTING HARDWARE THAT MAY BE REQUIRED!**
- Proceed to Step # 5.
- **NOTE: ALLOW SEALANT TO SET BEFORE PROCEEDING!**



**Installation Instructions****• STEP # 5**

- **NOTE: DRAIN SHOWN, DECOLAV® 9297 PUSH BUTTON CLOSING UMBRELLA DRAIN, IS A RECOMMENDED ACCESSORY AND NOT INCLUDED!**
- Install Drain according to manufacturer's installation instructions.
- **NOTE: DO NOT OVERTIGHTEN DRAIN!**
- Refer to Figure #2.

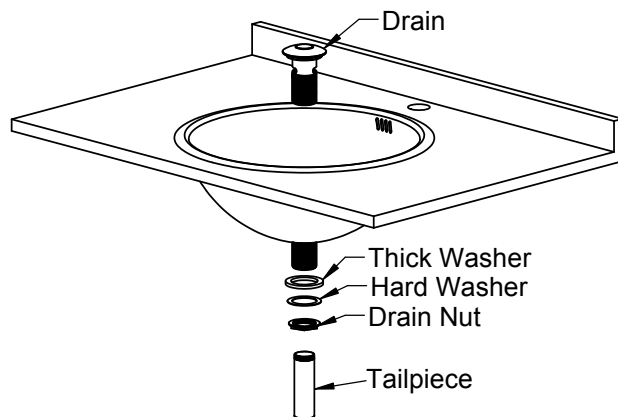
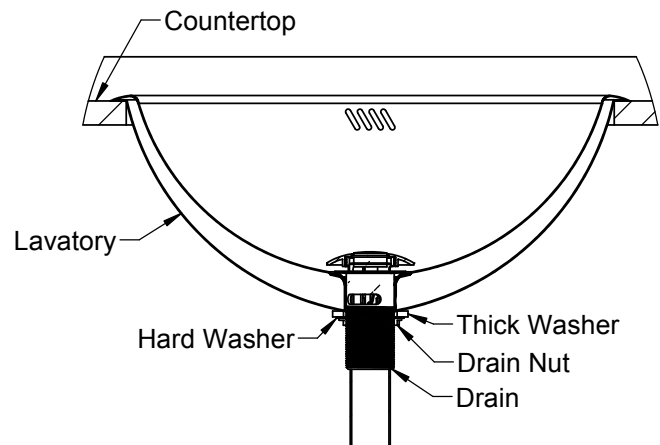


Figure #2

**• STEP # 6**

- **NOTE: WASTE SYSTEM SHOWN, DECOLAV® 9100 DECORATIVE BOTTLE TRAP, IS A RECOMMENDED ACCESSORY AND NOT INCLUDED!**
- Install Waste System according to manufacturer's installation instructions.
- Refer to Figure #3.

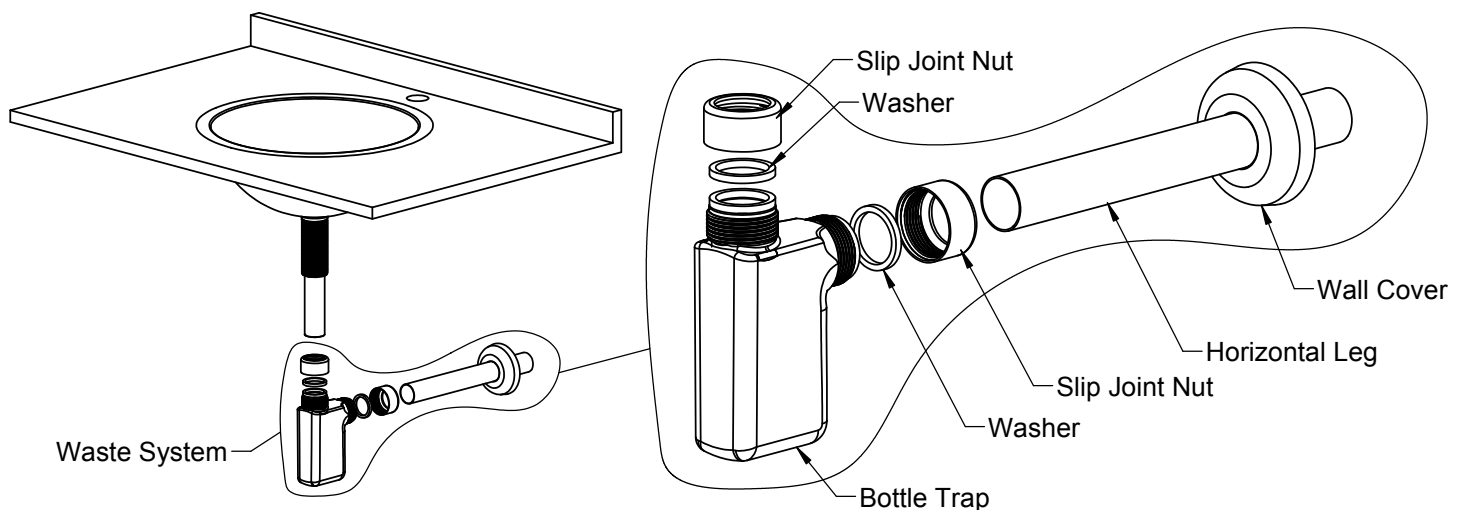


Figure #3

• STEP # 7

- Install faucet and water supply according to manufacturer's installation instructions.
- **NOTE: FAUCET AND WATER SUPPLY NOT INCLUDED!**
- Check for leakage.



Care and Cleaning

- **DO NOT OVERTIGHTEN DRAIN.** Overtightening of the drain can damage your DECOLAV® product.
- **DO NOT** clean the product with Detergents, Acid, Polish, Abrasives, Harsh Cleaners or a cloth with a coarse surface (S.O.S.® Pads, Scotch Brite® Pads). This is good advice for any plumbing fixture regardless of material.
- **DO NOT** leave any cleaning agents other than water on your DECOLAV® product.
- **DO NOT** allow your DECOLAV® product to unnecessarily encounter other solid objects.
- **DO** clean your DECOLAV® product. Wipe with a damp cloth and dry with a soft cloth. If necessary, a general mild soap and water solution can be used.
- **DO** wipe your DECOLAV® product with a clean, dry, soft cloth after each use, as it will limit water spots, especially in hard water areas.

Limited Lifetime Warranty

Any Deco Lav, Inc. ("DECOLAV") product(s), sold after February 1, 2005, will be warranted to the original end consumer to be free of true defect(s) in material and workmanship for life of the product(s) subject to the following restrictions:

- DECOLAV is notified promptly in writing, via fax or mail, by the Retail/Wholesale Purchaser upon discovery of any alleged defect(s) in the product(s), including a detailed description of the alleged defect(s).
- Proof of purchase (original sales receipt) from the original end consumer must be made available to DECOLAV for all warranty claims.
- Authorized DECOLAV personnel has inspected the product(s) and determined the product(s) to have true manufacturing defect(s).
- Such product(s) are returned to DECOLAV (unless other arrangements satisfactory to DECOLAV have been agreed upon).

This Limited Lifetime Warranty is non-transferable and applies only to the original end consumer and to the original installation of the product(s). This Limited Lifetime Warranty is void if the product(s) has been moved from its initial installation site or if ownership of the product(s) has changed.

THIS LIMITED LIFETIME WARRANTY DOES NOT COVER ANY DAMAGES CAUSED BY SHIPPING, MISUSE, ABUSE, ACCIDENTS, NEGLIGENCE, UNAUTHORIZED REPAIRS OR ALTERATIONS, MODIFICATIONS, USE OF OTHER THAN GENUINE DECOLAV REPLACEMENT PARTS, DIRT, LIME SCALE, AND OTHER MINERALS, SCUFFS AND SCRATCHES, EXPOSURE TO MARINE AREAS, ABNORMAL USAGE, AND NORMAL WEAR AND TEAR. ANY IMPROPER INSTALLATION, IMPROPER MAINTENANCE, IMPROPER HANDLING, IMPROPER AND CONTRARY USES NOT STATED WITHIN INSTRUCTIONS, AND ALL ACTS BEYOND DECOLAV'S CONTROL WILL VOID THIS LIMITED LIFETIME WARRANTY.

DECOLAV's product(s) are produced from natural raw materials and there is a slight color variance. This is **NOT** a manufacturing defect(s) and will not be covered under this Limited Lifetime Warranty.

This Limited Lifetime Warranty does not apply to local building code compliance. Since local building codes vary considerably, the original end consumer of the product(s) should check with a local building or plumbing contractor to ensure local code compliance before installation.

This Limited Lifetime Warranty does not cover any mechanical pieces of any DECOLAV product(s). These mechanical pieces will be covered under a Limited One Year Warranty, based on the same criteria as this Limited Lifetime Warranty, from the date of the initial purchase.

Upon satisfaction of each of the foregoing conditions and requirements, DECOLAV shall, at its option, either repair or replace such defective product(s). DECOLAV shall return any product(s) repaired or replaced under this Limited Lifetime Warranty to the original end consumer transportation prepaid. All Closeout/Discontinued product(s), at time of claim, will either be repaired or replaced with a comparable item.

DECOLAV's option to repair or replace the product(s) under this Limited Lifetime Warranty does not cover any cost of labor, installation, usage and delay time, or other costs of removal or installation whatsoever. **IN NO EVENT WILL DECOLAV BE LIABLE FOR THE COST OF REPAIR OR REPLACEMENT OF ANY INSTALLATION MATERIALS, INCLUDING BUT NOT LIMITED TO, TILES, MARBLE, ETC.**

This Limited Lifetime Warranty does not cover any liability for consequential or incidental damages, all of which are hereby expressly disclaimed, or the extension beyond the duration of this Limited Lifetime Warranty.

THE WARRANTIES HEREIN (A) ARE EXCLUSIVE AND STATED IN LIEU OF ALL OTHER WARRANTIES, WHETHER EXPRESS, STATUTORY, OR IMPLIED, INCLUDING BUT NOT LIMITED TO THE WARRANTIES OF MERCHANTABILITY AND FITNESS FOR AN INTENDED PURPOSE, ALL OF WHICH ARE HEREBY EXPRESSLY DISCLAIMED; (B) NEITHER ASSUME NOR AUTHORIZE PURCHASER NOR ANY OTHER PARTY TO ASSUME FOR DECOLAV ANY OTHER LIABILITIES IN CONNECTION WITH THE MANUFACTURE OR SALE OF PRODUCTS; AND (C) ARE SUBJECT TO THE LIMITATIONS ON DAMAGES AS SET FORTH ABOVE