

## Features

- 1/2" NPT connection.
- Sculpted lever handle.

## Material

- Premium material construction for durability and reliability.

## Recommended Products/Accessories

K-23723 Faucet cleaner



## Codes/Standards




ASME A112.18.1/CSA B125.1

## KOHLER® Faucet Lifetime Limited Warranty

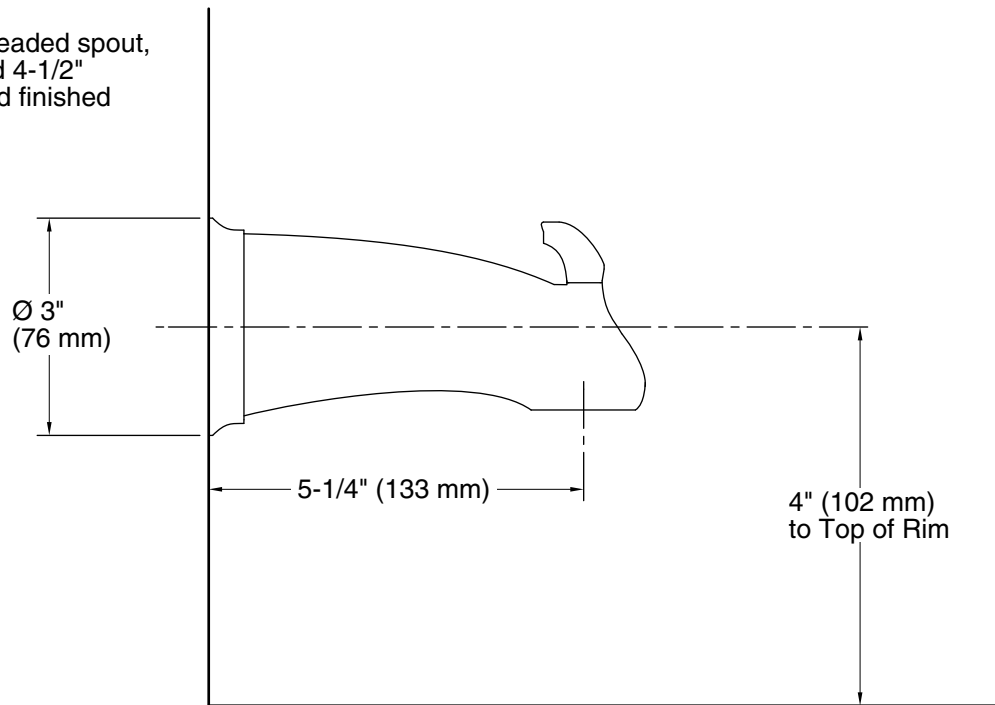
See website for detailed warranty information.

## Available Colors/Finishes

*Color tiles intended for reference only.*

Color	Code	Description
	CP	Polished Chrome
	PB	Vibrant® Polished Brass
	BN	Vibrant® Brushed Nickel

For 1/2" NPT threaded spout,  
pipe must extend 4-1/2"  
(114 mm) beyond finished  
wall.



## Technical Information

All product dimensions are nominal.

### Spout:

Spout reach: 5-1/4" (133 mm)

## Notes

Install this product according to the installation guide.

Cap the shower outlet if the deck-mounted spout, diverter, or handshower is connected to the spout outlet.

If installing a K-304 valve, install straight pipe or tube drop of 7" (178 mm) to 18" (457 mm) with single elbow between the valve and the wall-mount spout.