



Model FSC

Ductile Iron "Y" Type Strainer

Application

Zurn Wilkins model FSC is designed for installation on water lines to protect downstream equipment from malfunction or premature failure due to build-up of sediment or debris.

Standards Compliance

- MIL-S 16293F Type 2
- Meets the requirements of NSF/ANSI 372

Materials

Main valve body Ductile Iron ASTM A536
 Access cover Ductile Iron ASTM A536
 Coatings Fusion Epoxy Finish
 (Meets requirements of NSF/ANSI/CAN 61)
 Screens Perforated Stainless Steel, 300 Series

Features

Sizes: 2 1/2", 3", 4", 6", 8", 10", 12"

Pressure/temperature: 200 psi @ 150°F WOG
 125 psi @ 450°F Steam

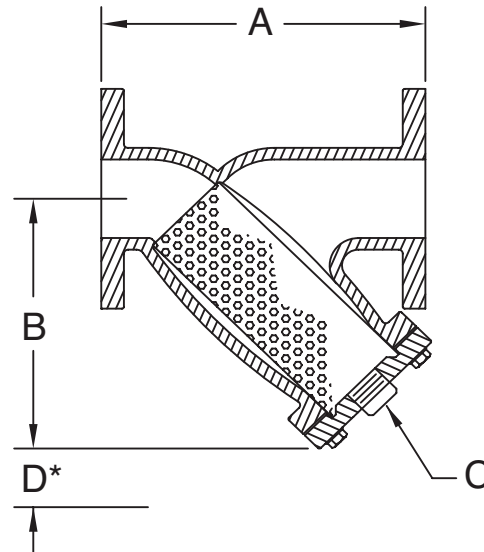
End connections: ASME B16.42 Class 150

Screen

SIZE inch	OPENINGS (dia.)	MATERIAL THICKNESS	HOLES PER sq(in)
2 1/2	0.045	0.020	225
3	0.045	0.020	225
4	0.062	0.020	98
6	0.062	0.020	98
8	0.125	0.020	29
10	0.125	0.032	29
12	0.125	0.025	35



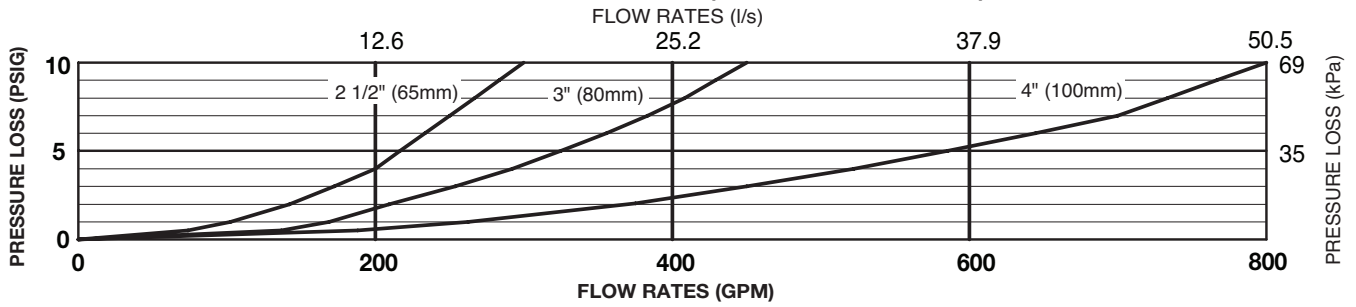
LEAD FREE



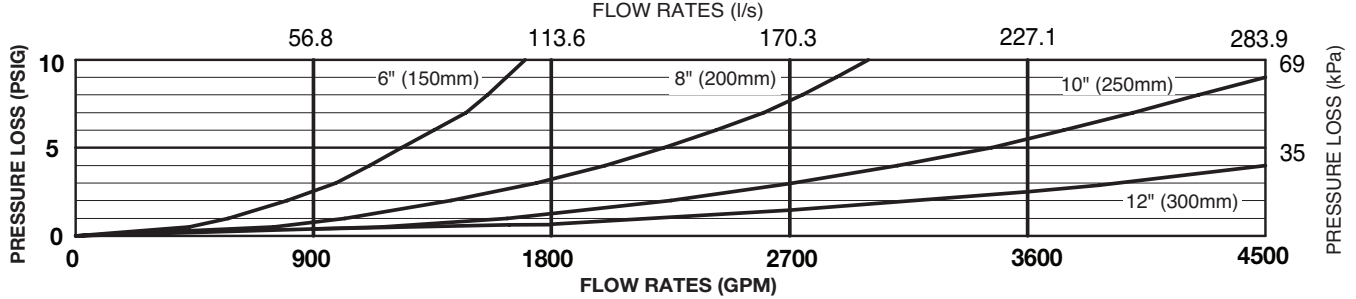
SIZE		DIMENSIONS (approximate)								WEIGHT	
		A		B		C	D*				
in	mm	in	mm	in	mm			in	mm	lbs.	kg.
2 1/2	65	10	254	8 1/4	210	1 1/4 NPT	6	152	35	16	
3	80	10 1/2	267	9 1/4	235	1 1/4 NPT	6	152	45	20.5	
4	100	15	381	12 1/2	318	2 NPT	9	229	61	27.5	
6	150	18	457	14	356	2 NPT	10	254	165	75	
8	200	24 1/4	616	17 3/4	451	2 NPT	11	279	239	108.5	
10	250	29 1/2	749	21 1/4	540	2 NPT	14	356	394	178.5	
12	300	33 3/4	857	24	610	2 NPT	17	432	500	227	

*Vertical clearance for screen removal

MODEL FSC 2 1/2", 3" & 4" (STANDARD & METRIC)



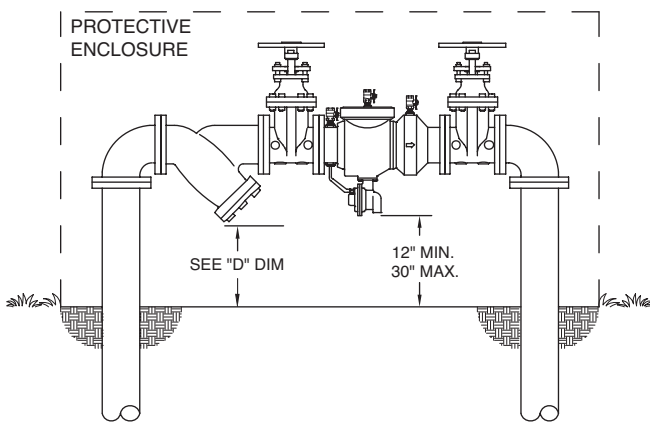
MODEL FSC 6", 8" 10" & 12" (STANDARD & METRIC)



Typical Installation

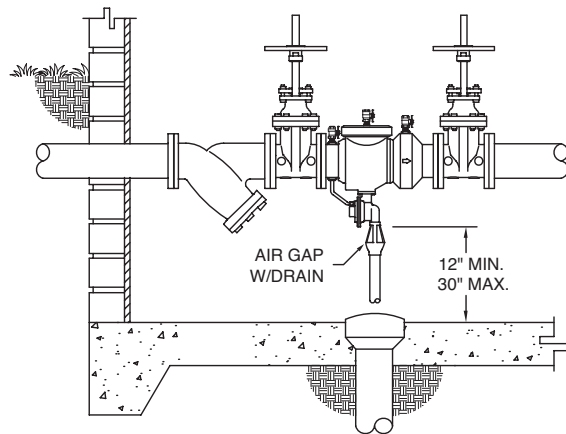
Local codes shall govern installation requirements. Unless otherwise specified, the assembly shall be mounted with sufficient clearance for maintenance in accordance with the manufacturers' instructions and the latest edition of the Uniform Plumbing Code. The installation shall be made so that no part of the unit can be submerged. Horizontal installation with the strainer cap facing downward is the preferred installation orientation; however the strainer will provide protection in any orientation

Capacity thru Schedule 40 Pipe (GPM)				
Pipe Size	5 ft/sec	7.5 ft/sec	10 ft/sec	15 ft/sec
2 1/2"	75	112	149	224
3"	115	173	230	346
4"	198	298	397	595
6"	450	675	900	1351
8"	780	1169	1559	2339
10"	1229	1843	2458	3687
12"	1744	2617	3489	5233



DIRECTION OF FLOW →

Outdoor Installation



DIRECTION OF FLOW →

Indoor Installation

Specifications

The Ductile Iron "Y" type strainer shall meet the requirements of NSF/ANSI 372, and MIL-S-16293F Type 2. The main body and access cover shall be ductile iron ASTM A536 with an NSF/ANSI/CAN 61 certified Fusion Epoxy Finish coating inside and out. The integral strainer screen shall be accessible for cleaning without removing the device from the line. The Ductile Iron "Y" type strainer shall be a ZURN WILKINS Model FSC.