



GUARDSHACK™
Enclosures That Work Beautifully

TALL ENCLOSURES

For Tall PVB & Large Diameter
“N” Pattern Backflow Assemblies

Large backflow valves have bypass assemblies and brass gate valve stems which thieves will steal for scrap, resulting in costly repairs and water shut downs. Even simple vandalism or tampering can cause shut downs of your large domestic or fire water lines. These enclosures are cost effective protection against unnecessary downtime, or liability concerns at your facility.

Our tall enclosures feature our signature rounded design without any sharp corners providing both superior strength and safety. They come standard in 8 sizes for different applications.

M SERIES

The “M” Series is ideal for protecting tall Pressure Vacuum Breaker installations.

These tall and thin enclosures are mostly used in golf courses or anywhere where the landscape increases in elevation and the backflow needs to be placed higher than the highest point on the property. Their bodies are hinged to mitigate the cage’s weight. They come in either a single body w/ hinged gate (GS-M1 pictured above) or a double body formation (GS-M3 pictured right). They have a primed and powder coated finish



GS-NP-3.5

NP SERIES

The NP series is for protecting large diameter “N” Pattern backflow assemblies.

Roughly square shaped in design, they come in 4 standard sizes to accommodate valves from 2.5”-10”.



Each has a hinged body and gate to mitigate weight and have 2 locking points. They can be accessed from the front or by opening the entire cage. They have a primed and powder coated finish.

1-800-266-5411

www.GuardShackEnclosures.com



ADDITIONAL INFORMATION & SPECIFICATIONS

Tall Enclosures

Our tall enclosures are constructed of strong 1¼" Schedule 40 steel pipe, never tubing, and ½" #13 gauge expanded metal.

They are meticulously welded and exceeds ASSE Structural Strength Standards. These cages come standard with prime and premium powder coating.

"M" SERIES SIZES

Model	Type	Internal Dimensions W x H x L
GS-M1	Hinged w/Gate	16" x 37" x 18"
GS-M2	Hinged w/Gate	16" x 48" x 18"
GS-M3	2 PC Clamshell	16" x 37" x 39"
GS-M4	2 PC Clamshell	16" x 48" x 39"

Use the "M" series to cover tall backflows or controllers

"NP" SERIES SIZES

Model	Type	Internal Dimensions W x H x L
GS-NP-1	Hinged w/Gate	24" x 40" x 31"
GS-NP-1.5	Hinged w/Gate	24" x 40" x 38"
GS-NP-2	Hinged w/Gate	30" x 48" x 47"
GS-NP-3	Hinged w/Gate	38" x 60" x 47"

Use the "NP" series for angle pattern backflows, but also work well for covering pumps and other valuable equipment

FABRICATION & POWDER COAT SPECIFICATIONS

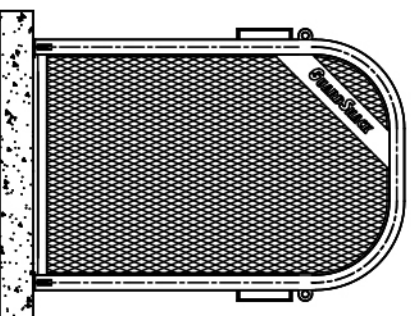
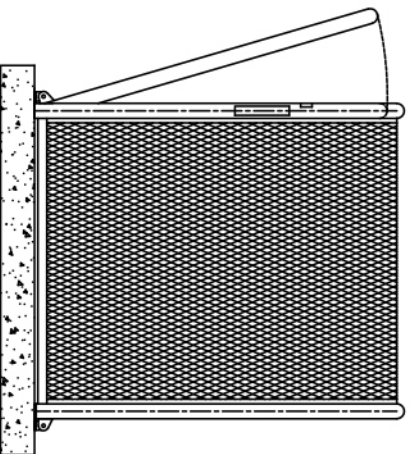
Materials: GuardShacks are made of 1¼" Schedule 40 pipe A.S.T.M. A-53 grade All Electric Weld steel for end frames, 1" x 1" x 1/8" steel angle iron, ½"#13 gauge diamond pattern flat rolled expanded steel with all welded construction 4" O/C expanded metal die formed for uniformity. Welds every 4" to exceed ASSE 1060-98 Structural Strength Standards.

Powdercoating: State-of-the-art aeronautics industry five step metal cleaning process and iron phosphate solution treatment. Units preheated before applying 2-4 mil thickness polyester powder to A.S.T.M. D-2794 Impact Resistant and A.T.S.M. D-3359 Adhesive Specifications

2-Year Manufacturer's Warranty

Warranty: GuardShack Products warranties this product for two (2) years from the date of purchase to be free of defects in material and workmanship. All claims must be made known to GuardShack Products in writing within 30 days of the defect becoming known to the purchaser. There are no warranties that extend beyond those described herein, either expressed or implied. GuardShack Products reserves the sole right, at its own option to repair or replace any defective product, and shall exclude any damage caused by accident, misuse or abuse of the product. In no case shall Guardshack Products be liable for any incidental or consequential damages what-so-ever.

1-800-266-5411
www.GuardShackEnclosures.com



STANDARD GUARDSHACK™ SIZES INTERNAL DIMENSIONS

GS - M1	16" W x 37" H x 18" L	HINGED W/ GATE
GS - M2	16" W x 48" H x 18" L	HINGED W/ GATE
GS - NP-1	24" W x 40" H x 31" L	HINGED W/ GATE
GS - NP-1.5	24" W x 40" H x 38" L	HINGED W/ GATE
GS - NP-2	30" W x 48" H x 47" L	HINGED W/ GATE
GS - NP-3	38" W x 60" H x 47" L	HINGED W/ GATE
GS - NP-3.5	38" W x 60" H x 58" L	HINGED W/ GATE

POWDERCOATED UNITS

Pre-powdercoat Treatment Process

Clean GuardShack™ unit with a S-44 alkaline cleaner, overflow rinse, apply an AC-8115 iron phosphate treatment, overflow rinse and finish with a #198 sealer rinse to prevent rusting and improve adhesion.

Powdercoat Treatment Process

Units shall be preheated and coated by electrostatic application of 2.0 to 3.5 mil thickness on all surfaces. Powder shall be RAL 1019 Woodlands Tan or TCI 8810-6058 Forest Green or approved equal Impact Resistance Finish 160 inch pounds direct 160 inch pounds reverse, per ASTM D-2794 specs. Gloss Finish >85, per ASTM D-523. Adhesion to be rated excellent when tested to ASTM D-3359 standards.

GUARDSHACK™ GENERAL SPECIFICATIONS

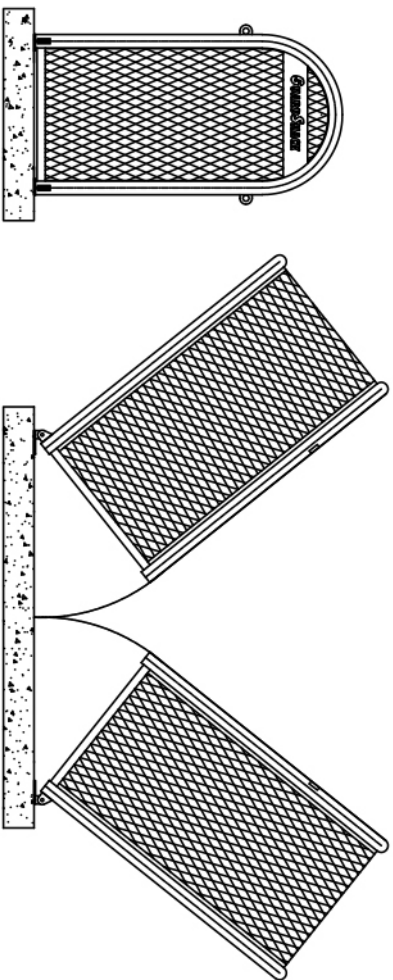
- All pipe shall be 1 ¼" schedule 40 A.S.T.M. A-53 Grade A- Electric Weld pipe.
 - Angle Iron shall be 1" x 1" x ⅛" steel.
 - Expanded metal shall be ½" spacing x # 13 Ga. flattened diamond pattern steel.
 - All hinges shall have hidden/internal mounting points.
 - All stainless steel shall be sandblasted after fabrication to remove burrs, flashing and sharp edges.
 - There shall be no exposed ends of expanded metal on the outside of the enclosure.
 - Welding shall be a minimum of ¼" long welds on 4" spacing.
 - Hardware kits provided for mounting enclosures. See HK-300/HK-700 for hardware specifications.
 - All hardware shall be securely attached to enclosures.
 - All enclosures shall withstand a minimum of 200 lbs. per square foot without any permanent deflection or distortion.
 - 3/8" spacing between angle iron framework of enclosure and slab to prevent rusting.
- Only pipe ends to touch slab.

GENERAL SPECIFICATIONS FOR GUARDSHACK™ BODY WITH GATE

GuardShack Products, LLC.
3831 E. GROVE STREET
PHOENIX, ARIZONA 85040 (602) 426-1002

SCALE: NTS
BODY / GATE

GSP 011821-1
REV. 0



STANDARD GUARDSHACK™ SIZES INTERNAL DIMENSIONS

GS - M3	16" W x 37" H x 39" L	CLAMSHELL
GS - M4	16" W x 48" H x 39" L	CLAMSHELL

POWDERCOATED UNITS

Pre-powdercoat Treatment Process

Clean GuardShack™ unit with a S-44 alkaline cleaner, overflow rinse, apply an AC-8115 iron phosphate treatment, overflow rinse and finish with a #198 sealer rinse to prevent rusting and improve adhesion.

Powdercoat Treatment Process

Units shall be preheated and coated by electrostatic application of 2.0 to 3.5 mil thickness on all surfaces. Powder shall be RAL 1019 Woodlands Tan or TCI 8810-6058 Forest Green or approved equal Impact Resistance Finish 160 inch pounds direct 160 inch pounds reverse, per ASTM D-2794 specs. Gloss Finish >85, per ASTM D-523. Adhesion to be rated excellent when tested to ASTM D-3359 standards.

GUARDSHACK™ GENERAL SPECIFICATIONS

- All pipe shall be 1 ¼" schedule 40 A.S.T.M. A-53 Grade A- Electric Weld pipe.
 - Angle Iron shall be 1" x 1" x 1/8" steel.
 - Expanded metal shall be 1/2" spacing x # 13 Ga. flattened diamond pattern steel.
 - All hinges shall have hidden/internal mounting points.
 - All stainless steel shall be sandblasted after fabrication to remove burrs, flashing and sharp edges.
 - There shall be no exposed ends of expanded metal on the outside of the enclosure.
 - Welding shall be a minimum of 1/4" long welds on 4" spacing.
 - Hardware kits provided for mounting enclosures. See HK-300 for hardware specifications.
 - All hardware shall be securely attached to enclosures.
 - All enclosures shall withstand a minimum of 200 lbs. per square foot without any permanent deflection or distortion.
 - 3/8" spacing between angle iron framework of enclosure and slab to prevent rusting.
- Only pipe ends to touch slab.

GuardShack Products, LLC.
3831 E. GROVE STREET
PHOENIX, ARIZONA 85040 (602) 426-1002

**GENERAL SPECIFICATIONS FOR
GUARDSHACK™ GS-M3 & GS-M4**

SCALE: NTS
DETAIL NO.
GSP- 011121-3
REV. 0