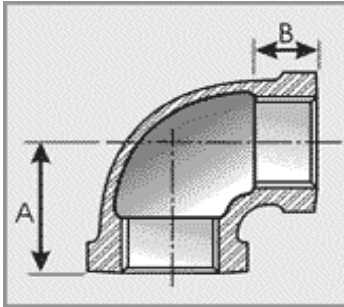
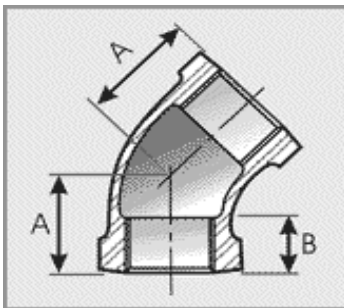
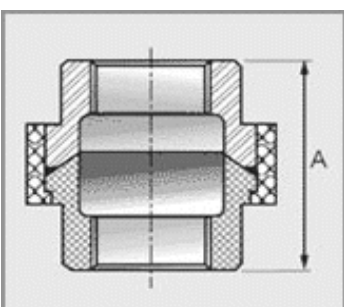
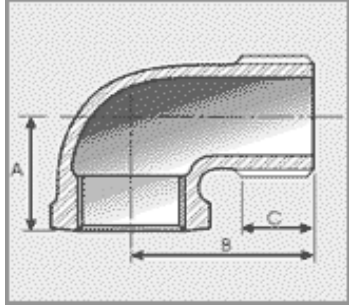


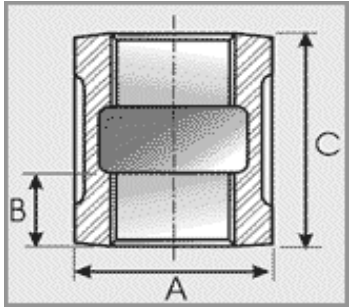
125# IMPORT BRASS FITTINGS

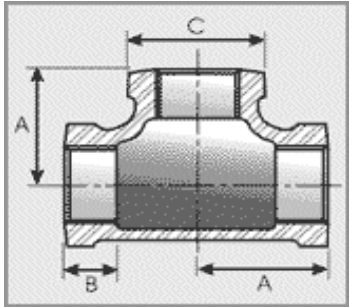
SIZE		DIMENSIONS		90 ELBOWS
INCH		A	B	
1/8		0.55	0.26	
1/4		0.72	0.35	
3/8		0.83	0.37	
1/2		1.03	0.45	
3/4		1.19	0.52	
1		1.43	0.6	
1 1/4		1.71	0.67	
1 1/2		1.87	0.7	
2		2.14	0.76	
2 1/2		2.74	0.93	
3		3.1	1	
4		3.8	1.1	

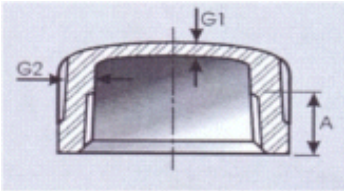
SIZE		DIMENSIONS		45 ELBOW
INCH		A	B	
1/8		0.43	0.26	
1/4		0.55	0.35	
3/8		0.63	0.37	
1/2		0.79	0.45	
3/4		0.91	0.52	
1		1.07	0.62	
1 1/4		1.23	0.67	
1 1/2		1.31	0.7	
2		1.47	0.75	
2 1/2		1.98	0.92	
3		2.18	0.98	
4		2.62	1.1	

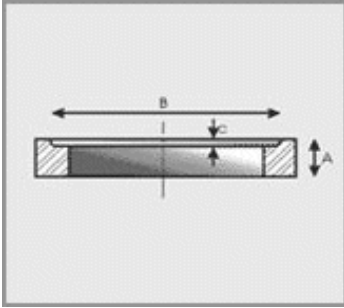
SIZE		DIMENSIONS		UNIONS
INCH		A		
1/8		1.17		
1/4		1.248		
3/8		1.482		
1/2		1.56		
3/4		1.872		
1		2.106		
1 1/4		2.34		
1 1/2		2.652		
2		2.964		
2 1/2		3.315		
3		3.705		
4		4.602		

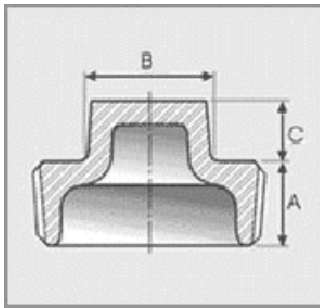
SIZE		DIMENSIONS			90 ST ELBOWS
INCH		A	B	C	
1/8		0.55	0.92	0.28	
1/4		0.72	1.11	0.32	
3/8		0.83	1.24	0.35	
1/2		1.03	1.51	0.45	
3/4		1.19	1.66	0.5	
1		1.43	1.98	0.58	
1 1/4		1.71	2.26	0.67	
1 1/2		1.87	2.46	0.75	
2		2.14	2.98	0.78	
2 1/2		2.74	3.92	0.92	
3		3.1	4.45	0.98	
4		3.8	5.63	1.08	

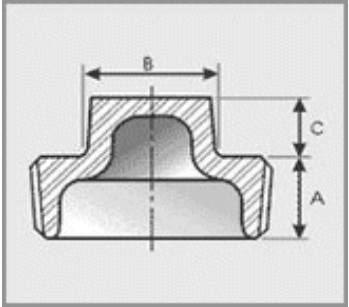
SIZE		DIMENSIONS			COUPLINGS
INCH		A	B	C	
1/8		0.56	0.26	0.8	
1/4		0.69	0.26	0.8	
3/8		0.84	0.36	1.05	
1/2		1.06	0.43	1.29	
3/4		1.31	0.5	1.43	
1		1.7	0.58	1.68	
1 1/4		2.03	0.67	1.86	
1 1/2		2.3	0.7	1.92	
2		2.81	0.75	2.2	
2 1/2		3.59	0.94	2.88	
3		4.16	0.98	3.18	
4		5.27	1.08	3.69	

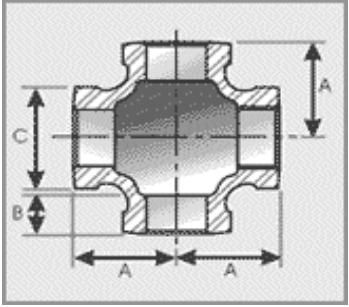
SIZE		DIMENSIONS			TEES
INCH		A	B	C	
1/8		0.55	0.26	0.67	
1/4		0.72	0.35	0.81	
3/8		0.83	0.37	1	
1/2		1.03	0.45	1.17	
3/4		1.19	0.52	1.42	
1		1.43	0.6	1.72	
1 1/4		1.71	0.67	2.1	
1 1/2		1.87	0.7	2.38	
2		2.14	0.76	2.92	
2 1/2		2.74	0.93	3.49	
3		3.1	1	4.2	
4		3.8	1.1	5.31	

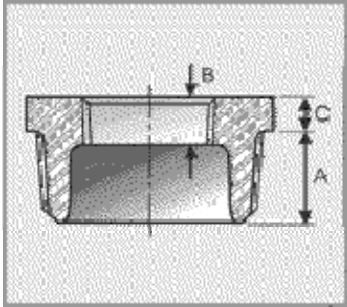
SIZE		DIMENSIONS			CAPS
INCH	A	G1	G2		
1/8	0.08	0.09	0.25		
1/4	0.08	0.1	0.32		
3/8	0.09	0.11	0.36		
1/2	0.09	0.12	0.45		
3/4	0.1	0.13	0.5		
1	0.11	0.15	0.58		
1 1/4	0.12	0.17	0.67		
1 1/2	0.13	0.19	0.7		
2	0.15	0.22	0.75		
2 1/2	0.17	0.25	0.92		
3	0.19	0.29	0.98		
4	0.22	0.36	1.08		

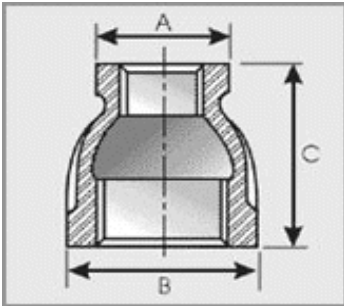
SIZE		DIMENSIONS			LOCKNUTS
INCH	A	B	C		
1/8	0.19	0.5	0.04		
1/4	0.25	0.66	0.06		
3/8	0.28	0.77	0.06		
1/2	0.31	0.97	0.06		
3/4	0.34	1.23	0.06		
1	0.38	1.5	0.06		
1 1/4	0.42	1.86	0.06		
1 1/2	0.47	2.12	0.06		
2	0.53	2.63	0.09		

SIZE		DIMENSIONS			PLUGS
INCH	A	B	C		
1/8	0.27	0.28	0.24		
1/4	0.41	0.37	0.28		
3/8	0.41	0.43	0.31		
1/2	0.54	0.56	0.38		
3/4	0.55	0.62	0.44		
1	0.69	0.81	0.5		
1 1/4	0.71	0.93	0.56		
1 1/2	0.73	1.12	0.62		
2	0.76	1.31	0.68		
2 1/2	1.07	1.5	0.74		
3	1.13	1.68	0.8		
4	1.22	2.25	0.92		

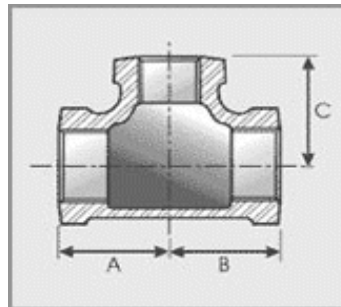
SIZE		DIMENSIONS			SOLID PLUGS
INCH	A	B	C		
1/8	0.27	0.28	0.24		
1/4	0.41	0.37	0.28		
3/8	0.41	0.43	0.31		
1/2	0.54	0.56	0.38		
3/4	0.55	0.62	0.44		
1	0.69	0.81	0.5		
1 1/4	0.71	0.93	0.56		
1 1/2	0.73	1.12	0.62		
2	0.76	1.31	0.68		
2 1/2	1.07	1.5	0.74		
3	1.13	1.68	0.8		
4	1.22	2.25	0.92		

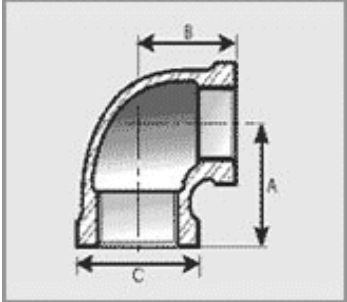
SIZE		DIMENSIONS			CROSSES
INCH	A	B	C		
1/8	0.54	0.26	0.67		
1/4	0.72	0.34	0.81		
3/8	0.83	0.37	1		
1/2	1.03	0.45	1.17		
3/4	1.19	0.52	1.42		
1	1.43	0.6	1.72		
1 1/4	1.71	0.67	2.1		
1 1/2	1.87	0.7	2.38		
2	2.14	0.76	2.92		
2 1/2	2.74	0.93	3.49		
3	3.1	1	4.2		
4	3.8	1.1	5.31		

SIZE	DIMENSIONS			HEX BUSHINGS
INCH	A	B	C	
1/4X1/8	0.44	0.26	0.14	
3/8X1/8	0.48	0.25	0.16	
3/8X1/4	0.48	0.4	0.16	
1/2X1/8	0.56	0.25	0.19	
1/2X1/4	0.56	0.32	0.19	
1/2X3/8	0.56	0.41	0.19	
3/4X1/8	-	-	-	
3/4X1/4	0.63	0.32	0.22	
3/4X3/8	0.63	0.36	0.22	
3/4X1/2	0.63	0.53	0.22	
1X1/4	0.75	0.32	0.3	
1X3/8	0.75	0.36	0.3	
1X1/2	0.75	0.43	0.25	
1X3/4	0.75	0.5	0.25	
1 1/4X1/4	-	-	-	
1 1/4X3/8	-	-	-	
1 1/4X1/2	0.8	0.43	0.34	
1 1/4X3/4	0.8	0.5	0.28	
1 1/4X1	0.8	0.58	0.28	
1 1/2X1/4	-	-	-	
1 1/2X3/8	-	-	-	
1 1/2X1/2	0.83	0.43	0.37	
1 1/2X3/4	0.83	0.5	0.37	
1 1/2X1	0.83	0.58	0.31	
1 1/2X1 1/4	0.83	0.71	0.31	
2X1/2	-	-	-	
2X3/4	-	-	-	
2X1	0.88	0.58	0.41	
2X1 1/4	0.88	0.67	0.34	
2X1 1/2	0.88	0.7	0.34	
2 1/2X1	-	-	-	
2 1/2X1 1/4	-	-	-	
2 1/2X1 1/2	-	-	-	
2 1/2X2	1.07	0.75	0.37	
3X1 1/2	-	-	-	
3X2	1.13	0.75	0.48	
3X2 1/2	1.13	0.92	0.4	
4X1 1/2	-	-	-	
4X2	1.22	0.75	0.6	
4X2 1/2	1.22	0.92	0.6	
4X3	1.22	0.98	0.5	

SIZE	DIMENSIONS			REDUCING COUPLINGS
INCH	A	B	C	
1/4X1/8	0.67	0.81	-	
3/8X1/8	0.67	1	0.92	
3/8X1/4	0.81	1	0.92	
1/2X1/8	0.67	1.17	1.17	
1/2X1/4	0.81	1.17	1.17	
1/2X3/8	1	1.17	1.17	
3/4X1/4	0.81	1.42	1.35	
3/4X3/8	1	1.42	1.35	
3/4X1/2	1.17	1.42	1.35	
1X3/8	1	1.72	1.56	
1X1/2	1.17	1.72	1.56	
1X3/4	1.42	1.72	1.56	
1 1/4X1/2	1.17	2.1	1.77	
1 1/4X3/4	1.42	2.1	1.77	
1 1/4X1	1.72	2.1	1.77	
1 1/2X1/2	1.17	2.38	1.8	
1 1/2X3/4	1.42	2.38	1.8	
1 1/2X1	1.72	2.38	1.8	
1 1/2X1 1/4	2.1	2.38	1.8	
2X1/2	1.17	2.92	2.03	
2X3/4	-	-	-	
2X1	1.72	2.92	2.03	
2X1 1/4	2.1	2.92	2.03	
2X1 1/2	2.38	2.92	2.03	
2 1/2X1	1.72	3.49	3.15	
2 1/2X1 1/4	2.1	3.49	3.15	
2 1/2X1 1/2	2.38	3.49	3.15	
2 1/2X2	2.92	3.49	3.15	
3 x 1	1.72	4.2	3.69	
3 x 1 1/2	2.92	4.2	3.69	
3 x 2	2.92	4.2	3.69	
3 x 2 1/2	3.49	4.2	3.69	
4 x 2	2.92	5.31	4.38	
4 x 3	4.2	5.31	4.38	

SIZE	DIMENSIONS			REDUCING TEES
	INCH	A	B	
1/4X1/8	0.65	0.65	0.6	
3/8X1/8	0.81	0.81	0.85	
3/8X1/4	0.75	0.75	0.78	
1/2X1/4	0.87	0.87	0.87	
1/2X3/8	0.93	0.93	0.9	
3/4X1/4	1.05	1.05	1.08	
3/4X3/8	1	1	1	
3/4X1/2	1.08	1.08	1.11	
1X1/4	1.04	1.04	1.13	
1X3/8	1.18	1.18	1.27	
1X1/2	1.2	1.2	1.24	
1X3/4	1.3	1.3	1.31	
1 1/4X1/2	1.34	1.34	1.53	
1 1/4X3/4	1.3	1.3	1.31	
1 1/4X1	1.58	1.58	1.67	
1 1/2X1/2	1.32	1.32	1.53	
1 1/2X3/4	1.42	1.42	1.6	
1 1/2X1	1.55	1.55	1.72	
1 1/2X1 1/4	1.72	1.72	1.81	
2X1/2	1.49	1.49	1.88	
2X3/4	1.47	1.47	1.84	
2X1	1.6	1.6	1.98	
2X1 1/4	1.77	1.77	2.04	
2X1 1/2	2.02	2.02	2.16	
2 1/2X1 1/4	2.16	2.16	2.51	
2 1/2X1 1/2	2.39	2.39	2.6	
2 1/2X2	2.52	2.52	2.89	
3X2	2.83	2.83	2.99	
3X2 1/2	2.74	2.74	3.41	
4X2	3.05	3.05	3.51	
4X3	3.3	3.3	3.6	
1/2X1/2X3/4	1.22	1.22	1.2	
3/4X1/2X1/2	1.2	1.12	1.22	
3/4X1/2X3/4	1.37	1.31	1.45	
3/4X3/4X1	1.22	1.22	1.2	
1X1/2X1/2	1.31	1.22	1.31	
1X1/2X3/4	1.45	1.45	1.37	
1X1/2X1	1.26	1.12	1.36	
1X3/4X1/2	1.26	1.2	1.36	
1X3/4X3/4	1.37	1.31	1.45	
1X3/4X1	-	-	-	
1X1X1 1/4	-	-	-	



SIZE	DIMENSIONS			REDUCING ELBOWS
	INCH	A	B	
1/4X1/8	0.67	0.81	-	
3/8X1/8	0.67	1	0.92	
3/8X1/4	0.81	1	0.92	
1/2X1/4	0.67	1.17	1.17	
1/2X3/8	0.81	1.17	1.17	
3/4X1/8	1	1.17	1.17	
3/4X1/4	0.81	1.42	1.35	
3/4X3/8	1	1.42	1.35	
3/4X1/2	1.17	1.42	1.35	
1X1/4	-	-	-	
1X1/2	1.17	1.72	1.56	
1X3/4	1.42	1.72	1.56	
1 1/4X1/2	1.17	2.1	1.77	
1 1/4X3/4	1.42	2.1	1.77	
1 1/4X1	1.72	2.1	1.77	
1 1/2X1/2	1.17	2.38	1.8	
1 1/2X3/4	1.42	2.38	1.8	
1 1/2X1	1.72	2.38	1.8	
1 1/2X1 1/4	2.1	2.38	1.8	
2X1/2	1.17	2.92	2.03	
2X3/4	-	-	-	
2X1	1.72	2.92	2.03	
2X1 1/4	2.1	2.92	2.03	
2X1 1/2	2.38	2.92	2.03	
2 1/2X1 1/2	2.38	3.49	3.15	
2 1/2X2	2.92	3.49	3.15	
3X2	2.92	4.2	3.69	
3X2 1/2	3.49	4.2	3.69	
4X2	2.92	5.31	4.38	
4X2 1/2	-	-	-	
4X3	4.2	5.31	4.38	

SIZE	DIMENSIONS				45 ST ELBOWS
INCH	A	B	C	D	
1/8	0.26	0.43	0.28	0.79	
1/4	0.35	0.56	0.32	0.87	
3/8	0.37	0.63	0.35	0.91	
1/2	0.45	0.79	0.45	1.07	
3/4	0.52	0.91	0.5	1.23	
1	0.6	1.07	0.58	1.42	
1 1/4	0.67	1.23	0.67	1.65	
1 1/2	0.7	1.31	0.75	1.83	
2	0.76	1.47	0.78	2.14	

SIZE	DIMENSIONS MM				FLOOR FLANGES
INCH	A	B	C	D	
1/2	89.3	14	7.1	7.6	
3/4	89.3	15.8	8	7.5	
1	102.2	17.8	8.9	7.6	
1 1/4	102.3	19.4	9.1	7.5	
1 1/2	115	22.6	9.6	9.1	
2	140.7	25.2	10.3	9.1	

SIZE	DIMENSIONS MM				COMPANION FLANGES
INCH	A	B	C	D	
1/2	88.9	60.32	15.08	7.93	
3/4	98.55	69.85	15.87	8.73	
1	107.95	79.37	17.86	9.52	
1 1/4	117.34	88.9	20.63	10.31	
1 1/2	127	98.42	22.22	11.11	
2	152.4	120.65	25.4	12.7	
2 1/2	177.8	139.7	28.57	14.28	
3	190.5	152.4	30.16	15.87	
4	228.6	190.5	33.33	17.46	
5	254	215.9	36.51	20.63	
6	279.4	241.3	39.68	21.63	