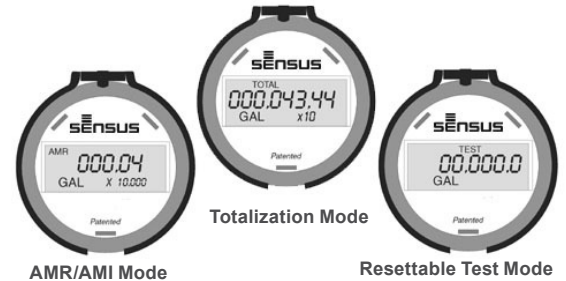


OMNI™ F²4", 6", 8" and 10" OMNI F² Meter

Description

4", 6", 8" and 10" Sizes

The OMNI F² meter operation is based on advanced Floating Ball Technology (FBT).



Features

CONFORMANCE TO STANDARDS

The OMNI F² meter meets and far exceeds the most recent revision of AWWA Standard C703 class II. Additionally, the meter does not require a valve to meet these standards. Each meter is performance tested to ensure compliance. All OMNI meters are NSF/ANSI Standard 61, Annex F and G approved. The OMNI F² meter is UL (Underwriters Laboratories) Listed and FM (Factory Mutual) approved for use on fire protection and domestic water applications.

PERFORMANCE

The patented measurement principles of the OMNI F² meter assure enhanced accuracy ranges, an overall greater accuracy, and a longer service life than any other comparable class meter produced. The F² meter has no restrictions as to sustained flow rates within its continuous operating range. The floating ball measurement technology allows for flows up to its rated maximum capacity without undue wear or accuracy degradation.

CONSTRUCTION

The OMNI F² meter consists of two basic assemblies; the maincase and the measuring chamber. The measuring chamber assembly includes the "floating ball" impeller with a coated titanium shaft, hybrid axial bearings, integral flow straightener and an all electronic programmable register with protective bonnet. The maincase is made from industry proven Ductile Iron with an approved NSF epoxy coating. Maincase features are; easily removable measuring chamber, unique chamber

seal to the maincase using a high pressure o-ring, testing port and a convenient integral strainer with optional drain/debris-flushing ports.

OMNI ELECTRONIC REGISTER

The OMNI F² electronic register is hermetically sealed with electronic pickup containing no mechanical gearing. The large character LCD displays AMR, Totalization and a Resettable Test Totalizer. OMNI register features; AMR resolution units that are fully programmable, Pulse output frequency that are fully programmable, Integral customer data logging capability, Integral resettable accuracy testing feature compatible with the UniPro Testing Assistant Program, Large, easy-to-read LCD also displays both forward and reverse flow directions and all with a 10-year battery life guarantee.

MAGNETIC DRIVE

Meter registration is achieved by utilizing a fully magnetic pickup system. This is accomplished by the magnetic actions of the embedded rotor magnets and the ultra sensitive register pickup probe. The only moving component in water is the "floating ball" impeller.

MEASURING ELEMENT

The revolutionary thermoplastic, hydro dynamically balanced impeller floats between the bearings. The Floating Ball Technology (FBT) allows the measuring element to operate virtually without friction or wear, thus creating the extended upper and lower flow ranges capable on only the OMNI F² meter.

STRAINER

The OMNI F² meter includes the Sensus designed "V" shaped UL Listed/FM approved strainer which utilizes a stainless steel screen along with Floating Ball Technology (FBT) to create a design that gives far improved accuracy even in those once thought questionable settings. A removable strainer cover permits easy access to the screen for routine maintenance. Optional drain ports, located at the back lower corners of the strainer body, allow for easy discharging of debris without the need to remove the cover.

MAINTENANCE

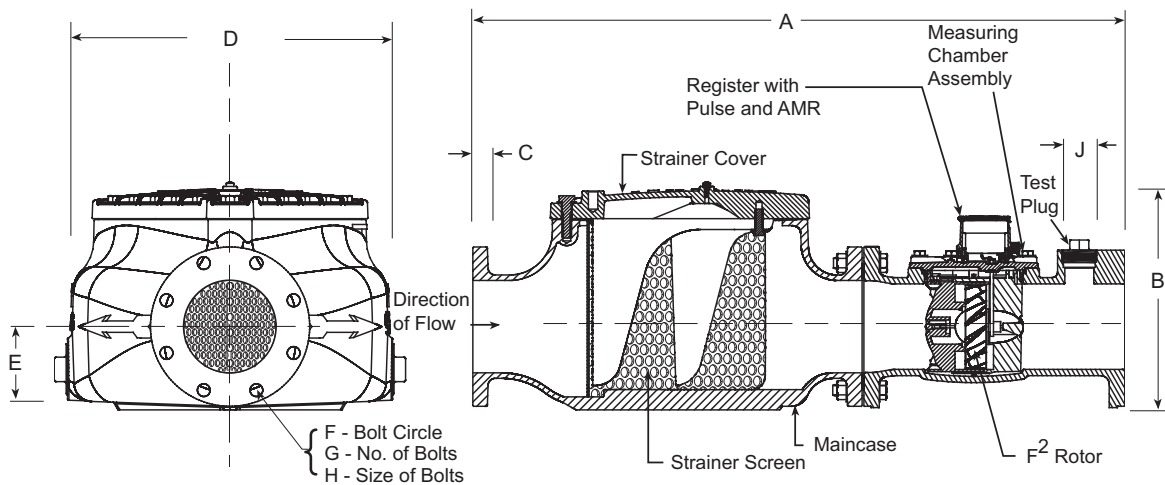
The OMNI F² meter is designed for easy maintenance. Should any maintenance be required, the measuring chamber and/or strainer cover can be removed independently. Parts and or a replacement measuring chamber may be utilized in the event repairs are needed. Replacement Measuring Chambers are available for the OMNI F² meters.

AMR / AMI SYSTEMS

Meters and encoders are compatible with current Sensus AMR/AMI systems.

GUARANTEE

Sensus OMNI F² Meters are backed by "The Sensus Guarantee." Ask your Sensus representative for details or see Bulletin G-500.

OMNI F²: 4", 6", 8" and 10"

DIMENSIONS AND NET WEIGHTS

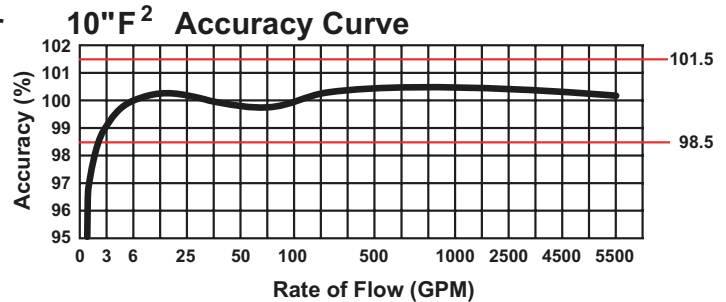
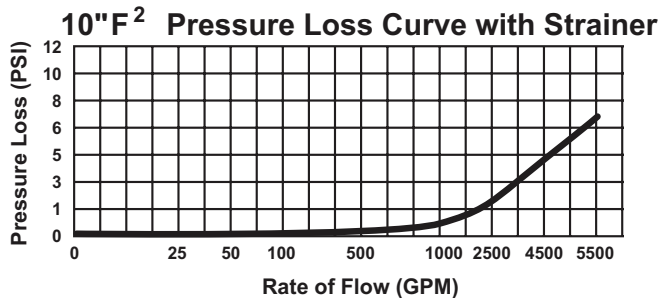
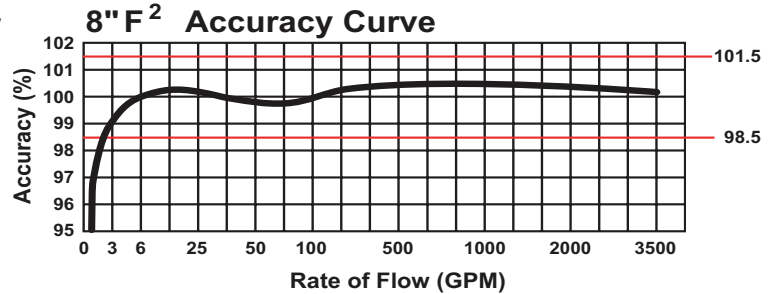
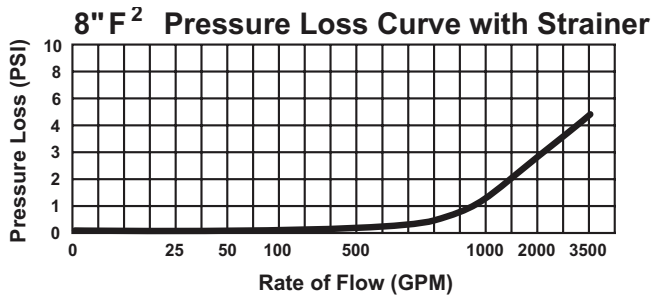
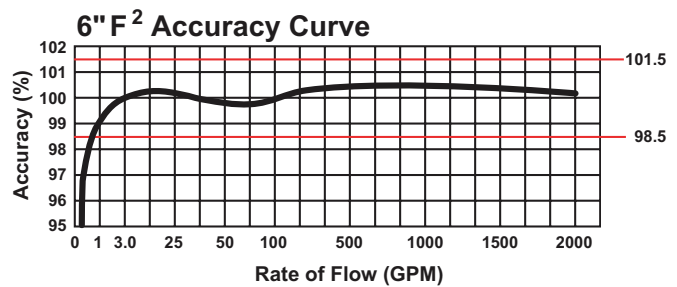
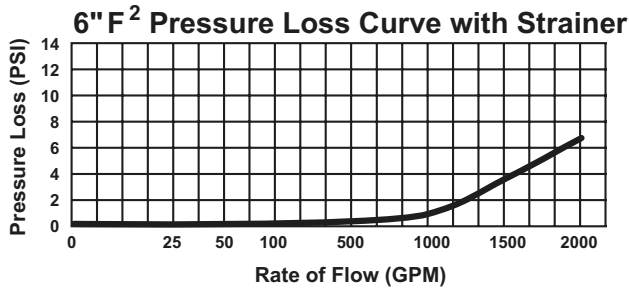
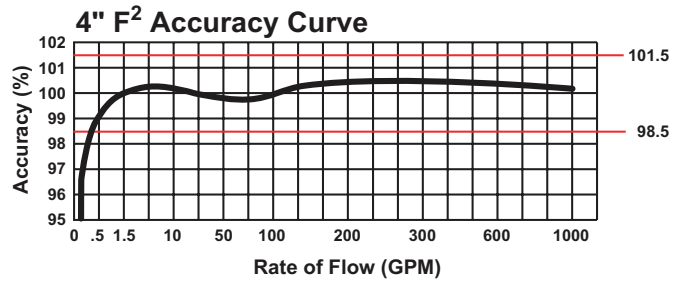
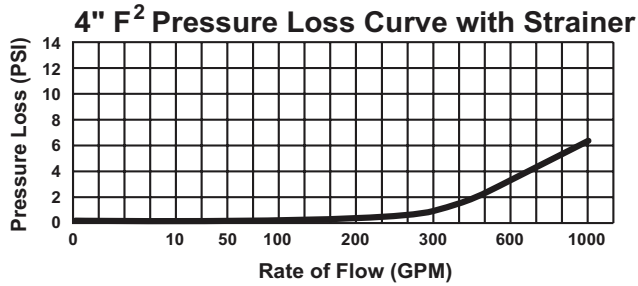
Meter and Pipe Size	Normal Operating Range		Connections	A	B	C	D	E	F	G	H	J	Net Weight	Shipping Weight	Standard Fireline
4" DN 100mm	1.5 gpm .34 m ³ /hr	1000 gpm 227 m ³ /hr	Flanged	33" 838mm	13-11/16" 348mm	15/16" 24mm	17-1/2" 446mm	4-3/4" 121mm	7-1/2" 191mm	8	5/8" 16mm	2" 50mm	212 lbs. 96 kg.	252 lbs. 115 kg.	51-7/8" (1317mm)
6" DN 150mm	3.0 gpm .681 m ³ /hr	2000 gpm 454 m ³ /hr	Flanged	45" 1143mm	15-3/4" 400mm	15/16" 24mm	22-3/8" 569mm	5-3/4" 146mm	9-1/2" 242mm	8	3/4" 19mm	2" 50mm	394 lbs. 179 kg.	449 lbs. 204 kg.	67-5/8" (1717mm)
8" DN 200mm	4 gpm .91 m ³ /hr	3500 gpm 795 m ³ /hr	Flanged	53" 1346mm	18-1/2" 470mm	11/16" 17mm	31" 787mm	6-3/4" 172mm	11-3/4" 298mm	8	3/4" 19mm	2" NPT	736 lbs. 334 kg.	786 lbs. 357 kg.	77" (1956mm)
10" DN 250mm	5 gpm 1.1 m ³ /hr	5500 gpm 1249 m ³ /hr	Flanged	68" 1727mm	22-1/4" 565mm	11/16" 17mm	37-1/3" 947mm	8-1/2" 216mm	14-1/4" 362mm	12	7/8" 22mm	2" NPT	1155 lbs. 524 kg.	1215 lbs. 551 kg.	90" (2286mm)

¹ Standard Fireline lay length with optional spool piece added.

SPECIFICATIONS

SERVICE	Measurement of potable and reclaim water. Operating temperature range of 33 °F (56 °C) - 150 °F (65.6 °C)
OPERATING RANGE (100% ± 1.5%)	4": 1.5 – 1000 GPM (.34 - 227 m ³ /hr) 6": 3.0 – 2000 GPM (.34 - 227 m ³ /hr) 8": 4 – 3500 GPM (0.91-795 m ³ /hr) 10": 5 – 5500 GPM (1.1-1249 m ³ /hr)
LOW FLOW (95% – 101.5%)	4": .75 GPM (.06 m ³ /hr) 6": 1.5 GPM (.06 m ³ /hr) 8": 2.5 GPM (0.57 m ³ /hr) 10": 3.5 GPM (0.8 m ³ /hr)
UL MINIMUM FLOW	8": 97% @ 3 GPM (0.68 m ³ /hr) 10": 97% @ 4 GPM (0.9 m ³ /hr)
MAXIMUM CONTINUOUS OPERATION	4": 1000 GPM (227 m ³ /hr) 6": 2000 GPM (454 m ³ /hr) 8": 3500 GPM (795 m ³ /hr) 10": 5500 GPM (1249 m ³ /hr)
MAXIMUM INTERMITTENT OPERATION	4": 1250 GPM (284 m ³ /hr) 6": 2500 GPM (568 m ³ /hr) 8": 4700 GPM (1067 m ³ /hr) 10": 7000 GPM (1590 m ³ /hr)

PRESSURE LOSS	4": 6.4 psi @ 1000 GPM (.60 bar @ 227 m ³ /hr) 6": 6.7 psi @ 2000 GPM (.56 bar @ 454 m ³ /hr) 8": 5 psi @ 3500 GPM (.34 bar @ 795 m ³ /hr) 10": 7 psi @ 5500 GPM (.48 bar @ 1249 m ³ /hr)
MAXIMUM OPERATING PRESSURE	175 PSI (12 bar)
FLANGE CONNECTIONS	U.S. ANSI B16.1 / AWWA Class 125
REGISTER	Fully electronic sealed register with programmable registration (Gal. / Cu.Ft. / Cu. Mtr. / Imp.Gal / Acre Ft.) Programmable AMR/AMI reading and pulse outputs Guaranteed 10 year battery life
NSF APPROVED MATERIALS	Maincase: Coated Ductile Iron Measuring Chamber: Thermoplastic Rotor "Floating Ball": Thermoplastic Radial Bearings: Hybrid Thermoplastic Thrust Bearings: Sapphire/Ceramic Jewel Magnets: Ceramic Magnet Strainer Screen: Stainless Steel Strainer Cover: Coated Ductile Iron Test Plug: Coated Ductile Iron

OMNI F²: 4", 6", 8" and 10"**Headloss Curves**

© All products purchased and services performed are subject to Sensus' terms of sale, available at either; <http://na.sensus.com/TC/TermsConditions.pdf> or 1-800-METER-IT. Sensus reserves the right to modify these terms and conditions in its own discretion without notice to the customer.

This document is for informational purposes only, and SENSUS MAKES NO EXPRESS WARRANTIES IN THIS DOCUMENT. FURTHERMORE, THERE ARE NO IMPLIED WARRANTIES, INCLUDING WITHOUT LIMITATION, WARRANTIES AS TO FITNESS FOR A PARTICULAR PURPOSE AND MERCHANTABILITY. ANY USE OF THE PRODUCTS THAT IS NOT SPECIFICALLY PERMITTED HEREIN IS PROHIBITED.