

Slant/Fin



VSL-160



Look for our
Hydronic Explorer app on
iTunes and Google Play!
(Works on iPad, iPhone & Android devices)

*The Stainless Steel - Modulating
Condensing Gas Boiler with optional
Domestic Hot Water Generator*

VSL-160 Boiler Features

- 91.5% AFUE Efficiency 
- Stainless Steel Heat Exchanger
- Modulation ratio 1:5.3
- Unparalleled resistance to corrosion
- Microprocessor control with safety function and autodiagnosics
- Outdoor Reset
- Direct Vent / Sealed Combustion
- ASME approved SS heat exchanger
- Low pressure drop through heat exchanger
- Low lead CSA approval to meet Vermont and California legislation 
- Quiet operation

Combi Unit Includes

- Circulator
- Equipped with 2.6 gallon expansion tank and boiler loop circulator
- Domestic hot water heat exchanger
- Abundant domestic hot water with standard diverter valve included



Model No. VSL-160



The stainless steel primary exchanger with shared radial circulation, the VSL160 air/gas modulation system, the Acquajet DHW exchanger and the Hydroplus electronic control are all European design and tested. The Slant/Fin VSL-160 condensing gas boiler stands at the top in performance, safety and environmental ratings. The boiler is equipped



with a stainless steel ferralloy fiber mesh burner and is available for natural gas or propane. Condensate washes combustion residue away when streaming down the tubes resulting in constant efficiency and reduced maintenance. The ASME Stainless Steel Heat Exchanger has unparalleled resistance to corrosion.

*See Registration Card for details.

www.slantfin.com



Since 1949
Slant/Fin
BOILERS & BASEBOARD
The Only Name You Want Heating Your Home.

Slant/Fin

VSL-160

The Stainless Steel - Modulating Condensing Gas Boiler with optional Domestic Hot Water Generator

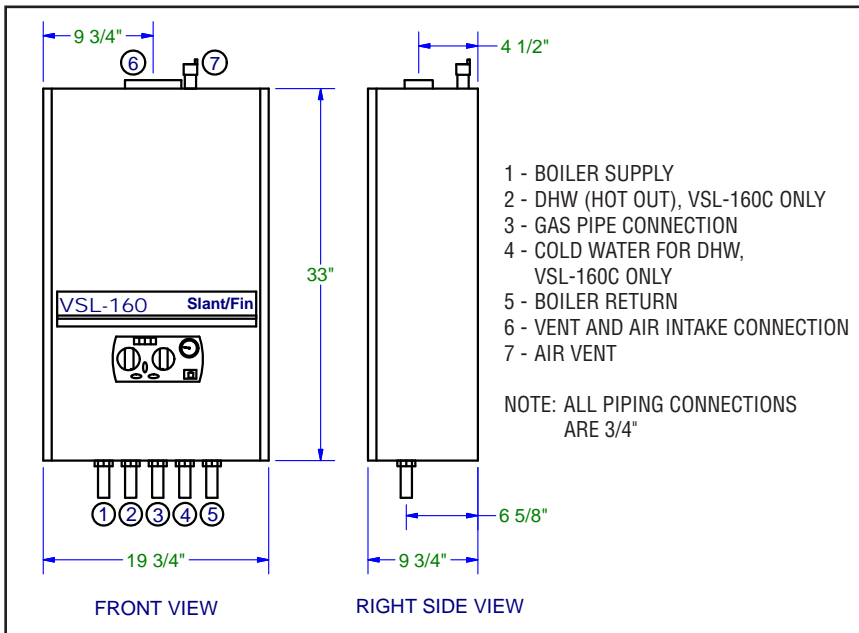
Standard Equipment

- Stainless steel heat exchanger
- Pre-assembled jacket
- Fecralloy fiber mesh premix burner
- Patented premix Cosmomix System
- Integrated boiler control with built-in diagnostics
- Direct spark ignition system
- Air vent
- Pressure gauge
- Tank sensor for indirect heater (160B only)
- Pressure relief valve (ASME) - 30 psi
- Outdoor reset sensor
- Built-in condensate drain and trap
- Wall hanging bracket

Natural gas - field convertible to LP

Combi Unit Includes - (VSL-160C)

- Expansion tank
- Circulator (Grundfos)
- Domestic hot water heat exchanger
- Diverter valve



The VSL Condensing Wall Mounted Boiler features a uniquely designed stainless steel heat exchanger and offers 91.5% AFUE. The boiler can reach an efficiency up to 98% if the outdoor reset is connected and activated. The VSL has the capability to modulate the firing rate to less than 20% of its rated input. This modulation means fewer cycles resulting in lower operating costs. An easy to use control, displays system status and fully adjustable parameter values plus diagnostic codes for easy troubleshooting and optimum system performance. The combi-boiler provides cost-effective, reliable heat and an abundant supply of domestic hot water. The VSL-160 can be vented through separate or concentric piping systems. This boiler is ready to wall mount and requires minimal installation space. It operates quietly and features a heavy duty steel jacket.

VSL VENT/AIR INTAKE OPTIONS

Concentric or separate vent and air piping may be used for venting of the VSL Boilers

Separate Vent & Air Piping: Special Adapter is required, available through Slant/Fin
 Venting Material: 3" PVC, 3" CPVC, 3" nominal Polypropylene or SS
 Air Intake Material: 3" PVC sch. 40, 3" nominal Polypropylene or SS
 Max allowed equivalent length 300 ft. (total of the flue plus air intake pipes)

Concentric (Coaxial) Piping System: Components available through Slant/Fin
 Vent/Air Intake Material: 3.94"x 2.36" Polypropylene
 Max allowed equivalent length 70 ft.



Model	AFUE	Input Max Btuh	Input Min Btuh	D.O.E. Heating Capacity	Net AHRI Output	Water Volume	Dry Boiler Weight
VSL-160	91.5%	160,000	30,000	142,000	123	1.2 Gal	125 lbs. (160C) 93 lbs. (160B)

DHW Temp. Rise vs. Water Flow (VSL-160C)

Temp. Rise Δt -°F	DHW Flow Rate - GPM
60	5.0
75	4.0



U.S.A.
 Slant/Fin Corporation • 100 Forest Drive
 Greenvale, NY 11548 • 516-484-2600
 www.slantfin.com

Canada
 Slant/Fin LTD/LTEE • 6450 Northam Drive
 Mississauga, Ontario L4V 1H9 • 905-677-8400
 www.slantfin.ca

